

Tobacco consumption

1 in every 4 persons aged 15 or over in the European Union is a smoker...

.. and 1 in 5 confronted by passive smoking

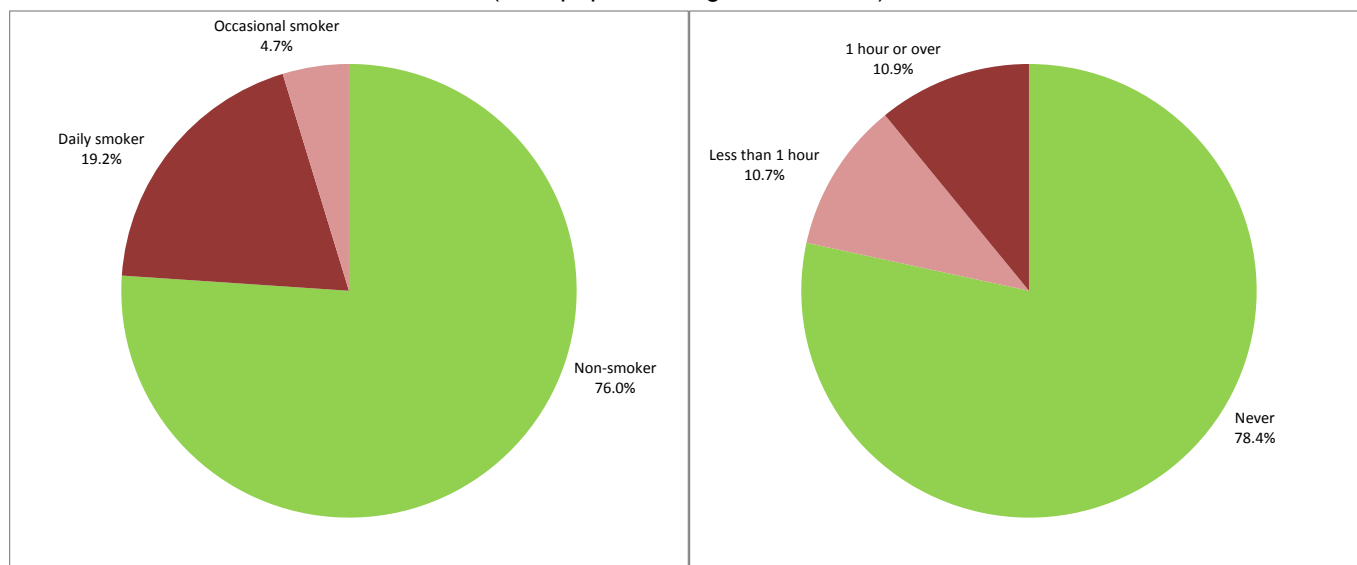
While slightly over three-quarters (76.0%) of those aged 15 or over living in the **European Union (EU)** were non-smokers in 2014, 19.2% smoked any kind of tobacco products on a daily basis and a further 4.7% on an occasional basis. In other words, nearly 1 in every 4 persons (24.0%) aged 15 or over in the **EU** was a current smoker in 2014. The share of current smokers differs between genders, with a higher proportion of men (28.7%) smoking than women (19.5%) in the **EU** in 2014.

In addition, slightly more than a fifth (21.6%) of the **EU** population aged 15 or over was exposed, on a daily basis, to tobacco smoke indoors.

Tobacco consumption is one of the largest avoidable health risks in the EU: many forms of cancer, cardiovascular and respiratory diseases are linked to tobacco use.

This information, extracted from the European Health Interview Survey, is issued by **Eurostat, the statistical office of the European Union**.

Smoking habits and daily exposure to tobacco smoke indoors in the EU*, 2014
(% of population aged 15 or over)

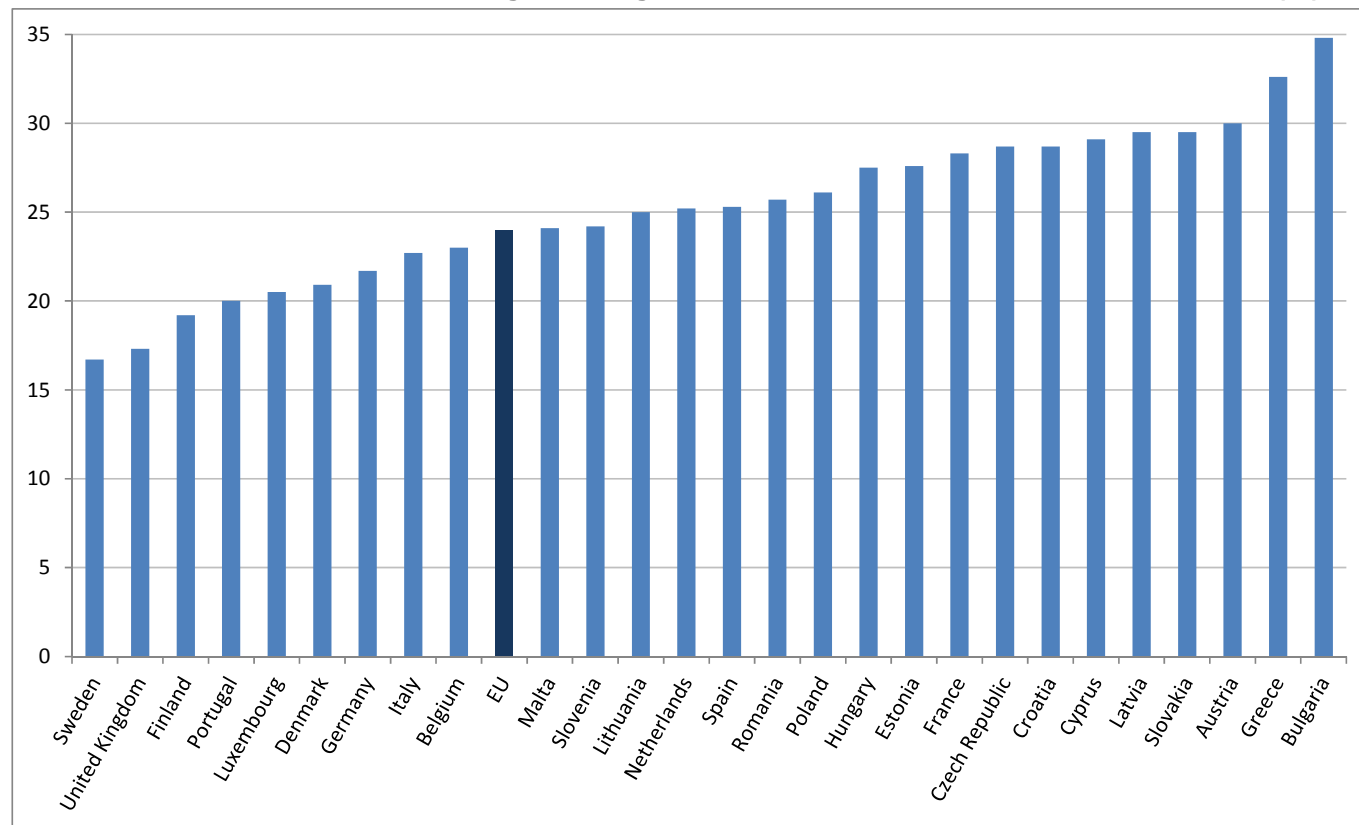


* EU, excluding Ireland for which data are not available.

Lowest shares of smokers in Sweden and the United Kingdom, highest in Bulgaria and Greece

Among the EU Member States for which data are available, the lowest shares of current smokers in 2014 among the population aged 15 or over were recorded in **Sweden** (16.7%) and the **United Kingdom** (17.2%), ahead of **Finland** (19.3%), **Portugal** (20.0%), **Luxembourg** (20.4%), **Denmark** (20.9%) and **Germany** (21.7%). At the opposite end of the scale, about 1 in 3 persons aged 15 or over was a smoker in **Bulgaria** (34.7%) and **Greece** (32.6%), followed by **Austria** (30.0%), **Slovakia** (29.6%) and **Latvia** (29.5%).

Share of current smokers among those aged 15 or over in the EU Member States, 2014 (%)



Ireland: data not available.

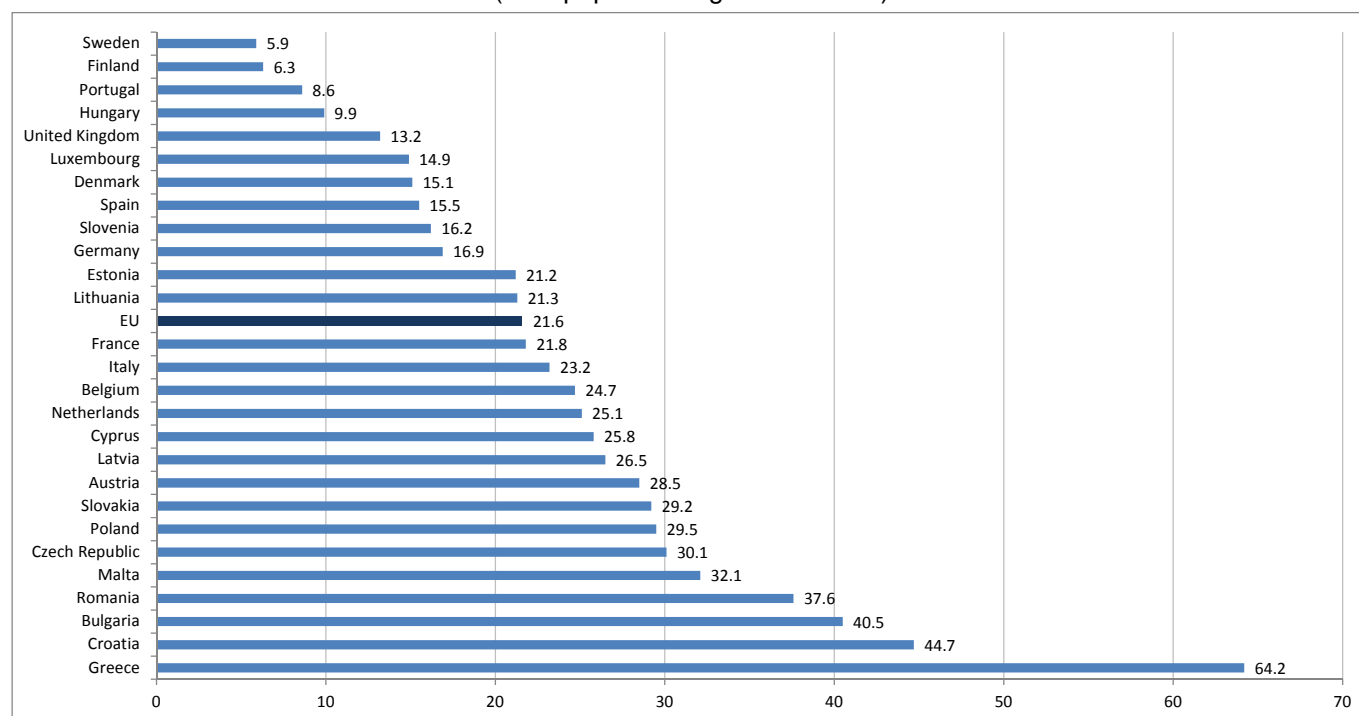
Smoking more common amongst men

In every EU Member State, the proportion of current smokers was higher among men than among women. The most significant gender gaps can be observed in **Lithuania** (40.3% for men compared with 12.3% for women, or +28.0 percentage points – pp), **Romania** (+27.3 pp), **Cyprus** (+24.7 pp), **Latvia** (+24.5 pp) and **Estonia** (+18.4 pp). At **EU** level, the share of current smokers was 9.2 percentage points higher for men (28.7%) than women (19.5%) in 2014.

Highest proportion of passive smokers in Greece, lowest in Sweden and Finland

Passive smoking, meaning the involuntary inhalation of somebody else's tobacco smoke, is also a wide-spread source of adverse health effects. In the **EU**, around 1 in 5 persons (21.6%) aged 15 or over was exposed daily to tobacco smoke indoors in 2014, with large differences between Member States. Nearly two-thirds (64.2%) of the population in **Greece** were exposed daily to tobacco smoke indoors. High proportions of passive smoking were also registered in **Croatia** (44.7%), **Bulgaria** (40.5%) and **Romania** (37.6%). In contrast, the lowest shares were recorded in **Sweden** (5.9%) and **Finland** (6.3%), followed by **Portugal** (8.6%) and **Hungary** (9.9%). In these four Member States, passive smoking affected less than 10% of the population.

Daily exposure to tobacco smoke indoors in the EU Member States, 2014 (% of population aged 15 or over)



Ireland: data not available.

The source dataset can be found [here](#).

Geographical information

The **European Union (EU)** includes Belgium, Bulgaria, the Czech Republic, Denmark, Germany, Estonia, Ireland, Greece, Spain, France, Croatia, Italy, Cyprus, Latvia, Lithuania, Luxembourg, Hungary, Malta, the Netherlands, Austria, Poland, Portugal, Romania, Slovenia, Slovakia, Finland, Sweden and the United Kingdom.

Methods and definitions

Data presented in this News Release comes from the last **European Health Interview Survey (EHIS)**. The EHIS aims at measuring among Member States the health status, health determinants as well as use of health care services of the EU citizens.

The first wave of EHIS (EHIS wave 1 or EHIS round 2008) was conducted between 2006 and 2009. The second wave (EHIS wave 2 or EHIS round 2014) was conducted between 2013 and 2015.

Data presented in this News Release refer to the population aged 15 or over living in private households residing in the territory of the country.

All indicators are expressed as percentages within the population and statistics are broken down by age and sex and one other dimension such as educational attainment level or income quintile group.

Data on tobacco consumption presented in this News Release refer to the distribution of the population according to the self-reported smoking habits of any kind of tobacco products (manufactured cigarettes, hand-rolled cigarettes, cigars, pipes, etc.) using the following modalities: Daily smoker, Occasional smoker, Non-smoker and Current smoker (Daily + Occasional smoker). The use of devices like electronic cigarettes is not included.

For more information

Eurostat [website section](#) dedicated to statistics on health status and determinants.

Eurostat [database](#) on health status and health determinants.

Eurostat [metadata](#) on European Health Interview Survey.

Eurostat [news release 197/2016](#) of 14 October 2016 on consumption of fruit and vegetables in the EU.

Eurostat news release [203/2016](#) of 20 October 2016 on Body Mass Index.

Issued by: **Eurostat Press Office**

Vincent BOURGEAIS

Tel: +352-4301-33 444

eurostat-pressoffice@ec.europa.eu

 **ec.europa.eu/eurostat**

 **[@EU Eurostat](https://twitter.com/EU_Eurostat)**

Production of data:

Lucian AGAFITEI


Tel: +352-4301-36 461

lucian.agafitei@ec.europa.eu

Jakub HRKAL

Tel: +352-4301-31 944

jakub.hrkal@ec.europa.eu

 **Media requests:** Eurostat media support / Tel: +352-4301-33 408 / **eurostat-mediasupport@ec.europa.eu**

Smoking habits of the population aged 15 or over in the EU Member States, by sex, 2014 (%)

	TOTAL				MEN				WOMEN			
	Non-smoker	Current smoker	Of which		Non-smoker	Current smoker	Of which		Non-smoker	Current smoker	Of which	
			Daily smoker	Occasional smoker			Daily smoker	Occasional smoker			Daily smoker	Occasional smoker
EU	76.0	24.0	19.2	4.7	71.3	28.7	23.2	5.5	80.5	19.5	15.5	4.0
Belgium	77.0	23.0	18.9	4.1	73.8	26.2	21.6	4.7	80.1	19.9	16.4	3.5
Bulgaria	65.2	34.8	28.2	6.5	56.7	43.3	36.4	7.0	73.2	26.8	20.7	6.2
Czech Republic	71.3	28.7	21.5	7.1	65.0	35.0	27.6	7.4	77.4	22.6	15.7	6.9
Denmark	79.1	20.9	13.8	7.1	77.6	22.4	15.3	7.1	80.6	19.4	12.4	7.0
Germany	78.3	21.7	15.9	5.8	75.2	24.8	17.9	6.8	81.2	18.8	14.0	4.9
Estonia	72.4	27.6	23.5	4.2	62.4	37.6	33.0	4.6	80.8	19.2	15.4	3.8
Ireland	:	:	:	:	:	:	:	:	:	:	:	:
Greece	67.4	32.6	27.3	5.3	60.6	39.4	33.8	5.6	73.6	26.4	21.4	5.0
Spain	74.7	25.3	23.0	2.4	69.6	30.4	27.6	2.9	79.5	20.5	18.6	1.9
France	71.7	28.3	22.4	5.8	67.6	32.4	25.8	6.6	75.5	24.5	19.4	5.1
Croatia	71.3	28.7	25.0	3.7	67.3	32.7	29.5	3.2	75.0	25.0	20.8	4.2
Italy	77.3	22.7	17.8	4.9	71.7	28.3	22.3	6.0	82.6	17.4	13.5	3.9
Cyprus	70.9	29.1	25.7	3.4	58.1	41.9	38.2	3.7	82.8	17.2	14.1	3.1
Latvia	70.5	29.5	24.6	4.9	56.9	43.1	37.0	6.0	81.4	18.6	14.6	4.0
Lithuania	75.0	25.0	20.4	4.6	59.7	40.3	33.9	6.4	87.7	12.3	9.2	3.1
Luxembourg	79.5	20.5	14.6	5.8	76.5	23.5	16.9	6.6	82.5	17.5	12.4	5.0
Hungary	72.5	27.5	25.8	1.7	66.5	33.5	31.6	1.9	77.8	22.2	20.8	1.5
Malta	75.9	24.1	20.1	4.0	72.4	27.6	23.3	4.2	79.4	20.6	17.0	3.7
Netherlands	74.8	25.2	19.1	6.0	71.2	28.8	21.7	7.1	78.4	21.6	16.7	5.0
Austria	70.0	30.0	24.3	5.7	67.1	32.9	26.5	6.4	72.8	27.2	22.1	5.1
Poland	73.9	26.1	22.7	3.4	67.5	32.5	28.8	3.7	79.7	20.3	17.2	3.1
Portugal	80.0	20.0	16.8	3.2	72.2	27.8	23.5	4.3	86.8	13.2	10.9	2.3
Romania	74.3	25.7	19.8	5.8	60.2	39.8	32.3	7.5	87.5	12.5	8.3	4.3
Slovenia	75.8	24.2	18.9	5.4	72.5	27.5	21.8	5.7	78.9	21.1	16.0	5.1
Slovakia	70.5	29.5	22.9	6.7	62.0	38.0	30.4	7.5	78.3	21.7	15.8	5.9
Finland	80.8	19.2	12.6	6.7	77.9	22.1	14.4	7.7	83.4	16.6	10.9	5.7
Sweden	83.3	16.7	9.8	6.9	82.6	17.4	9.2	8.1	84.0	16.0	10.3	5.6
United Kingdom	82.7	17.3	14.2	3.0	81.1	18.9	15.3	3.5	84.2	15.8	13.2	2.5
Norway	79.9	20.1	12.9	7.2	78.9	21.1	13.3	7.9	80.9	19.1	12.6	6.6
Turkey	67.5	32.5	27.3	5.2	52.6	47.4	41.8	5.6	82.1	17.9	13.1	4.8

Figures may not add up due to rounding.

: Data not available

The source dataset is available [here](#).