



## Flash Eurobarometer 505

# Attitudes on vaccination against COVID-19 - February 2022

Report



Fieldwork:

**February 2022**

Publication:

**March 2022**

Survey requested and coordinated by the European Commission,  
Directorate-General for Communication

This document does not represent the point of view of the European Commission.  
The interpretations and opinions contained in it are solely those of the authors.

Flash Eurobarometer 505 – Ipsos European Public Affairs





# **Flash Eurobarometer 505**

Report

## **Attitudes on vaccination against COVID-19 - February 2022**

February 2022

Survey conducted by Ipsos European Public Affairs at the request of the European Commission,  
Directorate-General for Directorate-General for Communication

Survey coordinated by the European Commission, Directorate-General for Communication  
(DG COMM “Media Monitoring and Eurobarometer” Unit)

Project title	Flash Eurobarometer Attitudes on vaccination against COVID-19 (Wave 2) – February 2022 Report
Linguistic version	EN
Catalogue number	NA-07-22-165-EN-N
ISBN	978-92-76-49631-1 doi:10.2775/0254

© European Union, 2022

<https://europa.eu/eurobarometer>



## Table of contents

---

Introduction .....	1
Key findings.....	3
Section 1. Attitudes to COVID-19 vaccination.....	5
1.1. COVID-19 vaccine acceptance.....	5
1.2. Reasons for getting vaccinated.....	8
1.3. Reasons for not getting vaccinated.....	9
1.4. What would make people more eager to get vaccinated?.....	10
1.5. General attitudes to vaccination.....	13
Section 2. Opinions on the vaccination strategy.....	18
2.1. General attitudes about the vaccination strategy.....	18
2.2. Vaccination of children and restrictions for unvaccinated citizens.....	23
2.3. Satisfaction with how the vaccination strategy was handled.....	27
2.4. Global access to COVID-19 vaccines.....	35
Section 3. Information on COVID-19 vaccines.....	36
3.1. Trustworthy information about COVID-19 and vaccines.....	36
3.2. Information sources about COVID-19 vaccines.....	37
3.3. More information about COVID-19 vaccines.....	41
Section 4. Experiences with COVID-19.....	45
Technical specifications.....	50
Questionnaire.....	52
Data annex.....	58



## Introduction

---

On 17 June 2020, the European Commission presented the EU Vaccines Strategy to accelerate the development, manufacturing and deployment of vaccines against COVID-19. Objectives of the EU Vaccines Strategy are ensuring the quality, safety and efficacy of vaccines, securing timely access to vaccines for Member States and their population, while leading the global solidarity effort, ensuring equitable access for all in the EU to an affordable vaccine as early as possible, and making sure that preparations are made in EU countries regarding the roll-out of safe and effective vaccines, addressing transportation and deployment needs, and identifying priority groups which should gain access to vaccines first.

In May 2021, a Flash Eurobarometer survey was commissioned by the European Commission's Directorate-General for Communication, with the aim to obtain input from citizens in the EU about their attitudes on vaccination against COVID-19. In February 2022, the European Commission's Directorate-General for Communication commissioned a second wave of this survey with the aim to measure how citizens' attitudes on vaccination against COVID-19 have developed in a changing social, political and sanitary context.

The survey explores the following topics:

- EU citizens' willingness to get vaccinated against COVID-19, their reasons for getting vaccinated or not, and what would make them more eager to get vaccinated;
- General attitudes to vaccination and the real or perceived benefits and risks of vaccination in general and COVID-19 vaccines in particular;
- General attitudes to the vaccination strategy and satisfaction levels with how public authorities handled the vaccination strategy;
- Favoured sources for reliable information on COVID-19 vaccines and which topics EU citizens would prefer to have more information about; and
- Personal experiences with COVID-19 and fear of future infection.

On behalf of the European Commission, Directorate-General for Communication, Ipsos European Public Affairs interviewed a representative sample of citizens, aged 15 and over, in all 27 EU Member States. Between 7 and 15 February 2022, 26 658 interviews were conducted via computer-assisted web interviewing (CAWI) in all countries, using Ipsos online panels and their partner network. Survey data are weighted to known population proportions. The EU27 averages are weighted according to the size of the 15+ population of each country. A technical note on the methods applied to conduct the survey is appended as an annex to this report.



Notes:

- 1) Survey results are subject to sampling tolerances meaning that not all apparent differences between groups may be statistically significant. Thus, only differences that are statistically significant (at the 5% level) – i.e. where it can be reasonably certain that they are unlikely to have occurred by chance – are highlighted in the text.
- 2) The report looks at year-on-year changes at EU and national level. The term percentage point is used when comparing two different percentages (the abbreviation is pp). Year-on-year differences are calculated from percentages with one decimal and are then rounded to the nearest integer.
- 3) Percentages may not add up to 100%, as they are rounded to the nearest percent. Due to rounding, it may also happen that the percentages for separate response options shown in the charts do not exactly add up to the totals shown in charts and tables, or mentioned in the text. Response percentages will exceed 100% if the question allowed respondents to select multiple responses.
- 4) In this report, countries are referred to by their official abbreviation. The abbreviations used in this report correspond to:

BE		Belgium	LT		Lithuania
BG		Bulgaria	LU		Luxembourg
CZ		Czechia	HU		Hungary
DK		Denmark	MT		Malta
DE		Germany	NL		Netherlands
EE		Estonia	AT		Austria
IE		Ireland	PL		Poland
EL		Greece	PT		Portugal
ES		Spain	RO		Romania
FR		France	SI		Slovenia
HR		Croatia	SK		Slovakia
IT		Italy	FI		Finland
CY		Rep. of Cyprus*	SE		Sweden
LV		Latvia			

\* Cyprus as a whole is one of the 27 EU MS. However, the 'acquis communautaire' has been suspended in the part of the country which is not controlled by the government of the Republic of Cyprus. For practical reasons, only the interviews carried out in the part of the country controlled by the government of the Republic of Cyprus are included in the 'CY' category.

## Key findings

---

### Reasons for (not) getting vaccinated

- Among respondents vaccinated against COVID-19, the largest shares say that **protecting themselves (and their relatives) from severe forms of disease, hospitalisation and death** were an important driver to get vaccinated.
- Among respondents who are not vaccinated, and who do not plan to get vaccinated (or at least not until 'later'), the largest shares explain their reluctance to get vaccinated by the fact that **COVID-19 vaccines have not been sufficiently tested**, that the vaccines are **not effective** and that they worry about possible **side effects** of the vaccines.
- Respondents who are **vaccine-hesitant** are most likely to say they would be more eager to get vaccinated if there is **full clarity on how vaccines are being developed, tested and authorised** (41%, vs 22% of those against vaccination). Among those against vaccination, however, 65% reply that nothing can convince them to get vaccinated.
- Overall, the benefits of vaccination against COVID-19 are recognised: 77% agree that all in all the benefits of COVID-19 vaccines outweigh possible risks. However, there are concerns about the safety of COVID-19 vaccines: 46% of respondents agree that COVID-19 vaccines have been developed, tested and authorised too quickly to be safe.

### General attitudes to vaccination

- A majority of respondents (77%) acknowledge that serious diseases have disappeared thanks to vaccines in the past. The same proportion (77%) agree that, all in all, the benefits of COVID-19 vaccines outweigh possible risks and 71% that vaccines are the only way to end the pandemic. 74% of respondents agree that the vaccines authorised in the EU are safe.
- Two-thirds of respondents (67%) **do not understand that people are reluctant to get vaccinated**; respondents are now less likely to understand hesitancy towards vaccination than in May 2021. Nonetheless, as in May 2021, a substantial share of the EU public remain **apprehensive about the speed by which COVID-19 vaccines have been brought to the market and about their long-term safety**.

### Opinions about the vaccination strategy

- Compared to May 2021, **respondents are now more likely to agree that vaccination against COVID-19 is a civic duty** (67%, in total, agree vs 62% in May 2021) and that **vaccination should be compulsory** (56%, in total, agree vs 46% in 2021).
- About seven in ten respondents agree that it is **acceptable to restrict access to some events or places for people who refuse to get vaccinated**. Almost six in ten respondents agree that it is **good to vaccinate children against COVID-19**.

- As in May 2021, about half of respondents are satisfied with the way their **national government** has handled the vaccination strategy. A somewhat higher proportion are satisfied with **how the EU has handled the vaccination strategy**; the proportion of respondents who are satisfied with the EU vaccination strategy has increased since May. About seven in ten respondents agree that the EU plays a key role in **ensuring access to COVID-19 vaccines in their country**.
- More than eight in ten respondents agree that, **to put an end to the pandemic, it is crucial that all countries in the world have access to vaccines**. Moreover, 60% of respondents 'totally agree' with this statement.

## Information on COVID-19

- Almost one in two respondents agree that it is **difficult to find information that they can trust about COVID-19 and vaccines**.
- The sources respondents trust most to give them reliable information on COVID-19 vaccines are 'health professionals, doctors, nurses and pharmacists' (selected by 62%) and 'national health authorities' (49%).
- Roughly equal shares of respondents would like to receive more information on **how effective COVID-19 vaccines are** (44%), **how COVID-19 vaccines are being developed, tested and authorised** (42%) and **how safe COVID-19 vaccines are** (41%). One third of respondents would like to receive information on **the use of COVID-19 vaccines for specific groups such as children, the elderly and pregnant women**.

## Experiences with COVID-19

- In total, 21% of respondents reply that they have tested positive and 18% that they have been ill because of COVID-19; as expected, these numbers are twice as high as in May 2021. More than eight in ten respondents (84%) know people who have tested positive to COVID-19; a somewhat lower proportion (80%) know people who have been ill because of COVID-19.
- Furthermore, 47% of respondents answer that they fear they can get infected with COVID-19 in the future, while 38% reply they do not fear this (a further 14% don't know). These proportions are close to those observed in May 2021.

## Section 1. Attitudes to COVID-19 vaccination

---

This section of the report looks at respondents' willingness to get vaccinated, their reasons for getting vaccinated or not and what would make them more eager to get vaccinated. Finally, this section also looks at general attitudes to vaccination.

### 1.1. COVID-19 vaccine acceptance

To measure EU citizens' willingness to get vaccinated against COVID-19, respondents were asked whether they have been vaccinated. At the time the survey was conducted, actual COVID-19 vaccination rates differed substantially across EU Member States.<sup>1</sup> This is reflected in the survey and the proportion of respondents who report having been vaccinated ranges from 45% in Bulgaria to 97% in Spain (see figure below). Vaccination rates as measured in this survey broadly mirror the actual vaccination rates at the time the survey was conducted, with Romania as the main exception.<sup>2</sup>

Respondents who said they have been vaccinated were also asked whether they have received a booster or intend to receive one in the future. Additionally, respondents who said they have not received the vaccine were asked whether they would like to get vaccinated in the future.

Respondents were grouped into three categories based on their responses to these questions: (1) a **pro-vaccination** group (respondents who have been vaccinated and who received a booster dose or intend to get one in the future), (2) a **vaccine-hesitant** group (respondents who are vaccinated but do not want to receive a booster, or who are not vaccinated, but would like to get vaccinated in the future), and (3) those **against-vaccination** (respondents who do not want to get vaccinated).

In 16 Member States, at least three-quarters of respondents belong to the **pro-vaccination group** (from 75% in Luxembourg to 91% in Portugal). **Vaccine-hesitant** respondents constitute a small group across most countries; the largest proportions are observed in Latvia (16%), Bulgaria (14%) and Estonia (12%). The group **against COVID-19 vaccination** is the largest in Bulgaria (29%), followed by Slovakia (24%) and Slovenia (21%).

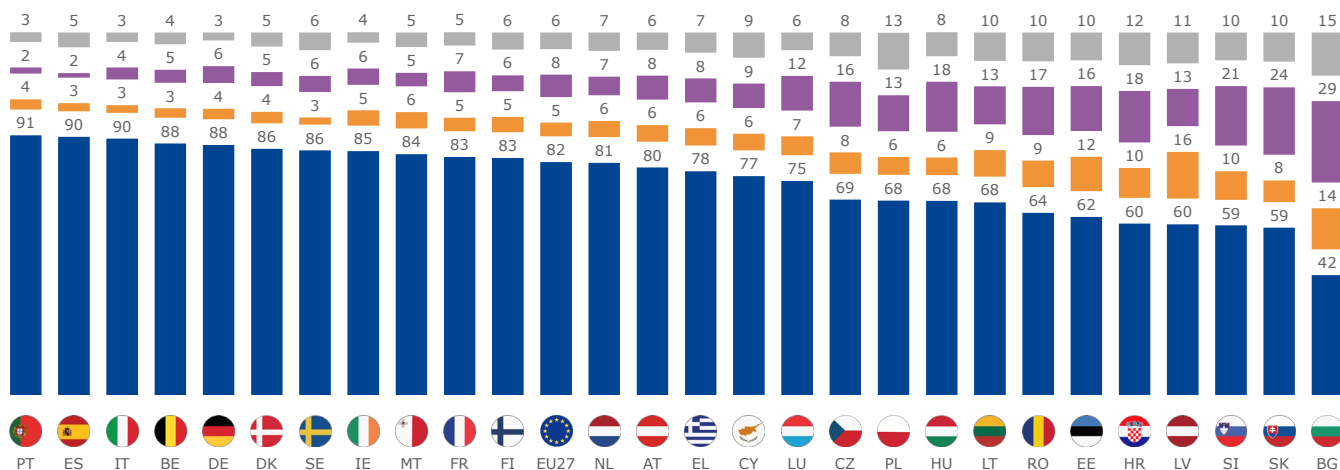
---

<sup>1</sup> See: <https://vaccinetracker.ecdc.europa.eu/public/extensions/COVID-19/vaccine-tracker.html#uptake-tab>

<sup>2</sup> This may be related to the sample interviewed in Romania being more likely to be living in urban areas and vaccine statistics showing that vaccination levels are lower in rural areas.

## Q1 COVID-19 vaccine acceptance (summary measures) (% by country)

- Vaccinated against COVID-19 and got booster dose or want to get it (Pro-vaccination)
- Vaccinated against COVID-19, but do not want booster dose + Not yet vaccinated, but want to get vaccinated in the future (Vaccine-hesitant)
- Not vaccinated against COVID-19 and will not get vaccinated in the future (Against-vaccination)
- Don't know or prefer not to say



Base: all respondents (n=26 658)

## Socio-demographic aspects

The proportion of respondents being pro-vaccination is slightly higher for men (83%) than for women (80%).<sup>3</sup> Similarly, the proportion of respondents against vaccination is slightly higher for women (9%) than for men (7%).

Respondents' position towards vaccination is linked to their age. Older people, aged 55 and over, are much more likely to be pro-vaccination (87%, compared to 76% to 80% in the younger age groups). Respondents in the oldest age category are also the least likely to be vaccine-hesitant (3%) and the least likely to be against vaccination (6%). The proportion of vaccine-hesitant respondents is the highest in the youngest age group (8%), while respondents between 25 and 39 years-of-age are somewhat more likely to be against vaccination (10%).

The share of pro-vaccination respondents is lower among manual workers (76%), in particular when compared to employees (81%) and those not working (83%). Manual workers, but also self-employed respondents, are somewhat more likely to belong to the against-vaccination group (both 10% vs 7% among employees and those not working).

Differences in terms of level of education and subjective urbanisation are small and tend not to be statistically significant.

<sup>3</sup> The gender question of the Flash Eurobarometer allows respondents to choose between "male", "female", "in another way" or "prefer not to say". In this report, only the results for respondents who answered "male" or "female" are shown as the number selecting the other responses is below the reporting threshold (n<100).

**Q1** COVID-19 vaccine acceptance (summary measures) (% by socio-demographics)

	Pro-vaccination	Vaccine-hesitant	Against-vaccination	Don't know/ Prefer not to answer
EU27	82	5	8	6
<b>Gender</b>				
Men	83	5	7	5
Women	80	5	9	7
<b>Age</b>				
15-24	76	8	8	9
25-39	77	6	10	7
40-54	80	5	9	6
55+	87	3	6	4
<b>Education</b>				
Up to 15	82	6	7	5
16-19	82	5	9	5
20+	83	5	7	6
Still studying	81	6	6	7
<b>Occupation</b>				
Self-employed	79	6	10	5
Employee	81	6	7	6
Manual worker	76	6	10	8
Not working	83	4	7	6
<b>Place of residence</b>				
Rural area or village	81	5	9	5
Small/medium-sized town	82	5	7	6
Large town/city	82	5	8	6

Base: all respondents (n=26 658)

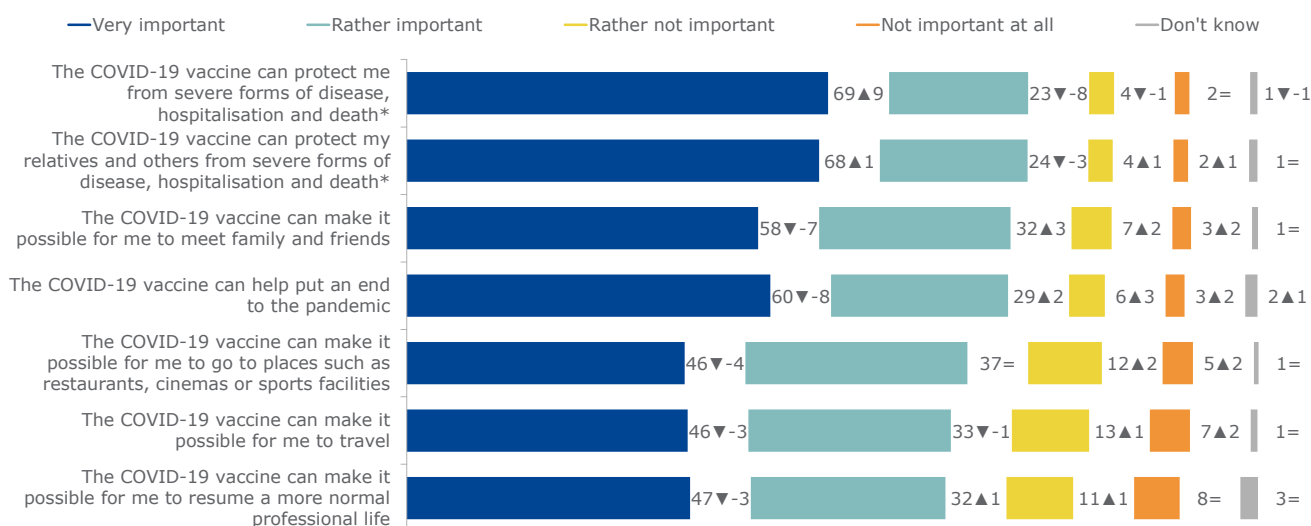
## 1.2. Reasons for getting vaccinated

Those respondents who are already vaccinated or would like to get vaccinated 'as soon as possible' or 'some time in 2022', were asked about their reasons for getting vaccinated against COVID-19. For all of the reasons listed in the survey, a majority of respondents reply that this reason was (or is) either 'very' or 'rather important' in their decision to get vaccinated against COVID-19. Looking at the proportions saying that a reason was (or is) **'very important'** in their decision, some more variation is seen in the results.

The largest proportions of 'very important' responses are observed for the following reasons: (1) the vaccine can **'protect me from severe forms of disease, hospitalisation and death'** (69%) and (2) the vaccine can **'protect my relatives and others from severe forms of disease, hospitalisation and death'** (68%). The fact that the COVID-19 vaccine can help to put an end to the pandemic comes in third place (60% 'very important' responses), closely followed by 'make it possible for me to meet family and friends' (58%). For the last two reasons, however, the proportion of 'very important' responses has decreased compared to May 2021.

For the remaining reasons, just below one in two respondents reply that these were (or are) very important in their decision: 46% for 'the COVID-19 vaccine will make it possible for me to go to places such as restaurants, cinemas or sports facilities', 47% for 'the COVID-19 vaccine will make it possible for me to resume a more normal professional life' and 46% for 'the COVID-19 vaccine will make it possible for me to travel'.

**Q2a** Here is a list of possible reasons for getting vaccinated against COVID-19. For each of them, please indicate how important it is/it was in your own decision. (% - EU27)



▼▲ Evolution 2022-2021 (comparison with Flash Eurobarometer 494, May 2021)

\* 'from severe forms of disease, hospitalization and death' added in 2022 (Flash Eurobarometer 494: 'will protect me/my relatives and other.')

Base: respondents who are already vaccinated or would like to get vaccinated 'as soon as possible' or 'some time in 2022' (n=22 244)

### 1.3. Reasons for not getting vaccinated

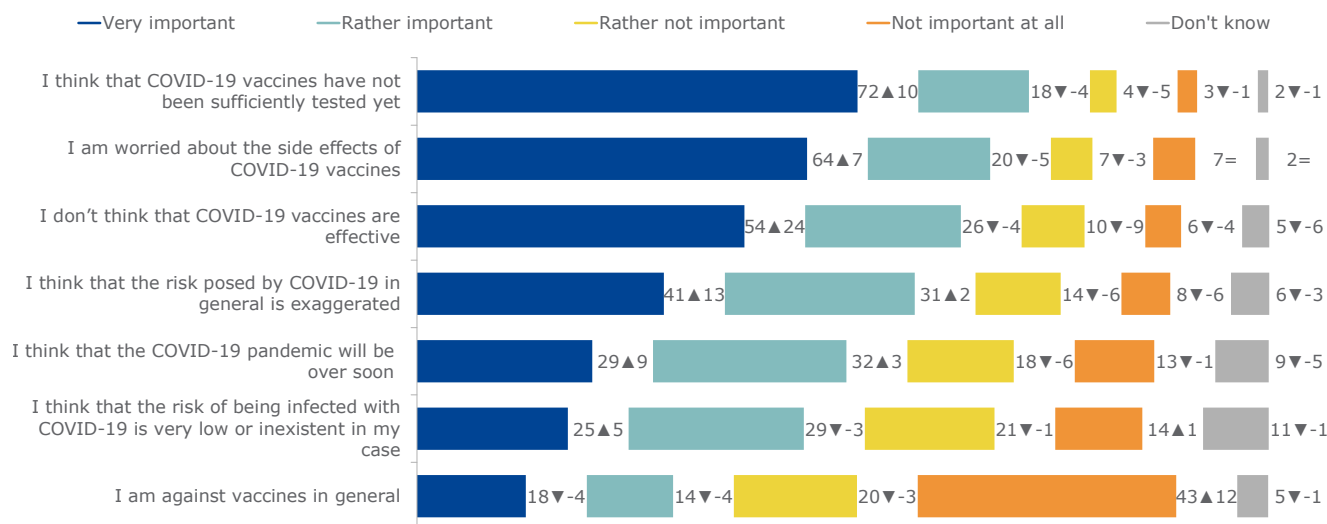
Respondents who want to get vaccinated against COVID-19 'later' or 'never' were asked about the reasons for their reluctance (or refusal) to get vaccinated. The results for this question are discussed again in terms of the proportions of 'very important' responses.

Among respondents who are not vaccinated, and who do not plan to get vaccinated (or at least not until 'later'), 72% say the fact that **COVID-19 vaccines have not sufficiently been tested** is a very important reason for not getting vaccinated. The proportion of 'very important' responses is also high for 'being worried about possible side effects of COVID-19 vaccines' (64%) and for the view that COVID-19 vaccines are not effective (54%).

In the current wave, respondents in this group are more likely to express '**strong**' opinions (i.e. they are more likely to state that a reason is 'very important' instead of 'rather important'). The largest increase in the proportion of 'very important' responses is seen for the view that **COVID-19 vaccines are not effective** (+24 pp compared to May 2021).

It is worth adding that respondents in this group are unlikely to explain their decision for not getting vaccinated against COVID-19 by a general attitude of being against all types of vaccines (18% 'very important' and 14% 'rather important' responses).

**Q2b** Here is a list of possible reasons for not getting vaccinated soon against COVID-19. For each of them, please indicate how important it is in your own decision. (% - EU27)



▼▲ Evolution 2022-2021 (comparison with Flash Eurobarometer 494, May 2021)

Base: Respondents who want to get vaccinated against COVID-19 'later' or 'never' (n=3 242)



## 1.4. What would make people more eager to get vaccinated?

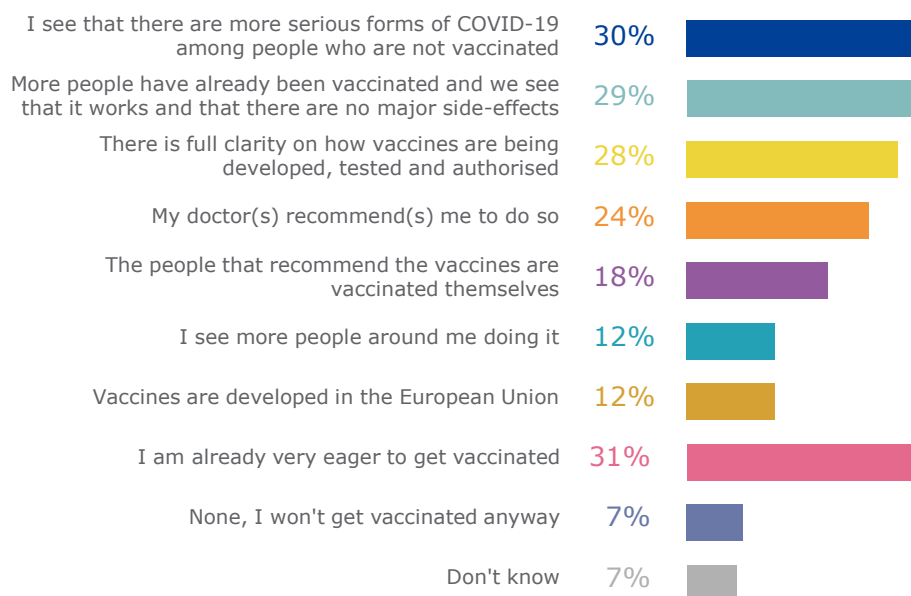
To obtain more insight into drivers for COVID-19 vaccination, all respondents were asked what would make them more eager to get vaccinated, irrespective of whether or not they are already vaccinated, or would be inclined to get a vaccination as soon as possible.

In response to this question, 30% of respondents reply that they would be more eager to get vaccinated if they **'see that there are more serious forms of COVID-19 among people who are not vaccinated'**. About three in ten respondents select as reason for becoming more eager to get vaccinated if 'more people have already been vaccinated and we **see that it works and that there are no major side-effects'** (29%) or if 'there is **full clarity** on how vaccines are being developed, tested and authorised' (28%).

Less common drivers for becoming more eager to get vaccinated include a recommendation from their doctor (selected by 24%), seeing that the people who recommend the vaccines are vaccinated themselves (18%), seeing more people around them doing it (12%), and if vaccines are developed in the EU (12%).

About three in ten respondents (31%) answer they are already eager to get vaccinated. Under one in ten (7%) respondents answer that there is nothing that would make them more eager to get vaccinated, as they 'won't get vaccinated anyway'.

**Q3** Which of the following statements correspond to what you think? You would be more eager to get vaccinated against COVID-19 if...Multiple answers possible. (% - EU27)



Base: all respondents (n=26 658)

A cross-tabulation with the summary measure on **vaccine acceptance** (see Section 1.1) shows that respondents who are **vaccine-hesitant** are the most likely to say they would be more eager to get vaccinated if there is **full clarity** on how vaccines are being developed, tested and authorised (41%, vs 22% of those against vaccination). Among those against vaccination, however, 65% reply that nothing can convince them to get vaccinated.

**Q3** Which of the following statements correspond to what you think? You would be more eager to get vaccinated against COVID-19 if... Multiple answers possible (% by vaccine acceptance)

	I see that there are more serious forms of COVID-19 among people who are not vaccinated	More people have already been vaccinated and we see that it works and that there	There is full clarity on how vaccines are being developed, tested and	My doctor(s) recommend(s) me to do so	The people that recommend the vaccines are vaccinated themselves	I see more people around me doing it	Vaccines are developed in the European Union	I am already very eager to get vaccinated	None, I won't get vaccinated anyway	Don't know
EU27	30	29	28	24	18	12	12	31	7	7
<b>COVID-19 vaccine acceptance</b>										
Pro-vaccination	34	32	27	27	20	13	13	37	1	5
Vaccine-hesitant	20	28	41	13	17	8	7	8	15	9
Against-vaccination	6	10	22	3	6	1	2	0	65	4

Base: all respondents (n=26 658)

In 11 Member States, the reason 'I see that there are **more serious forms of COVID-19** among people who are not vaccinated' is selected by the largest (or joint largest) share of respondents. The proportion selecting this as a reason is overall the highest in Finland (40%), Lithuania (39%) and Hungary (38%). In nine Member States, the fact that 'more people have already been vaccinated and we see that it works and that there are **no major side-effects**' is selected by the largest (or joint largest) share of respondents, with the overall highest figures observed in Finland (41%), Croatia (38%) and Ireland (37%). '**Full clarity** on how vaccines are being developed, tested and authorised' is the top-ranking reason in four countries, including in Malta and Latvia (where 37%-38% select this reason). In Spain, the largest share of respondents reply that a recommendation from their doctor would make them more eager to get vaccinated (31%).

The proportion replying there is nothing that would make them more eager to get vaccinated, because 'they won't get vaccinated anyway', is higher in Bulgaria (21%), Hungary (17%) and Slovakia (15%).

**Q3** Which of the following statements correspond to what you think? You would be more eager to get vaccinated against COVID-19 if.... Multiple answers possible (% by country)

		I see that there are more serious forms of COVID-19 among people who are not vaccinated	More people have already been vaccinated and we see that it works and that there are no major side-effects	There is full clarity on how vaccines are being developed, tested and authorised	My doctor(s) recommend(s) me to do so	The people that recommend the vaccines are vaccinated themselves	I see more people around me doing it	Vaccines are developed in the European Union	I am already very eager to get vaccinated	None, I won't get vaccinated anyway	Don't know
EU27		30	29	28	24	18	12	12	31	7	7
BE		37	36	24	27	18	12	12	24	6	9
BG		23	29	33	21	17	10	8	4	21	7
CZ		28	33	32	25	16	8	8	25	12	7
DK		35	35	32	16	17	20	16	33	7	6
DE		36	31	24	30	20	14	17	39	5	7
EE		35	35	29	19	23	11	9	28	14	6
IE		35	37	33	26	22	11	13	33	5	3
EL		30	24	34	23	16	10	8	32	6	4
ES		26	28	27	31	23	12	12	27	1	8
FR		36	34	32	30	19	10	14	11	8	8
HR		29	38	35	31	22	11	11	34	11	4
IT		14	21	22	14	13	7	6	50	6	4
CY		37	34	35	25	20	10	9	37	7	4
LV		24	32	38	17	18	9	8	9	12	10
LT		39	36	28	20	23	13	12	8	10	5
LU		33	30	28	19	16	7	10	21	12	9
HU		38	34	33	26	17	13	11	4	17	7
MT		27	33	37	25	23	12	12	24	8	6
NL		37	32	26	19	15	11	9	36	7	7
AT		36	32	25	23	18	12	9	31	8	5
PL		29	21	25	12	20	13	11	24	12	8
PT		24	26	32	21	16	9	9	72	2	2
RO		31	32	31	28	18	14	8	20	12	6
SI		15	30	29	19	18	9	8	12	14	9
SK		20	33	27	16	12	7	7	22	15	6
FI		40	41	33	19	24	24	17	40	5	5
SE		30	36	32	15	23	13	11	53	5	6

Most-frequently selected response shown in green

Base: all respondents (n=26 658)

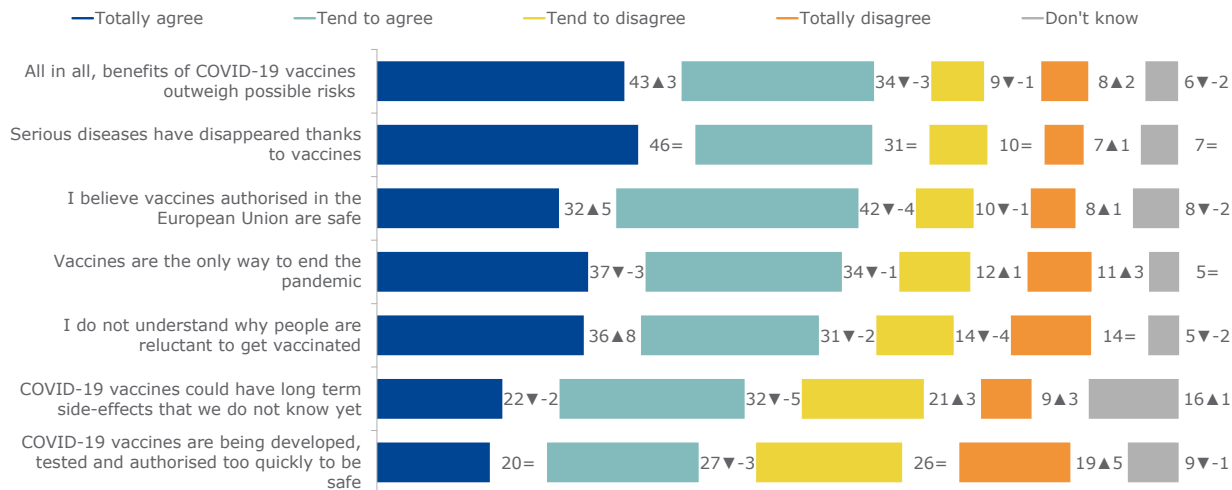
## 1.5. General attitudes to vaccination

To get an impression of EU citizens' general attitude to vaccination, respondents were asked whether they agreed with a number of statements about the real or perceived benefits and risks of vaccination in general and COVID-19 vaccines in particular.

Looking at **general attitudes** to vaccination, a majority of respondents acknowledge that serious **diseases have disappeared** thanks to vaccines in the past – 77% totally agree or tend to agree, while 17% disagree. A similar proportion think that vaccines can play a crucial role in reducing the threat of COVID-19 – 77% totally agree or tend to agree that, all in all, the **benefits of COVID-19 vaccines outweigh possible risks** and 71% totally agree or tend to agree that vaccines are the **only way to end the pandemic**. A similar share of respondents trust the available COVID-19 vaccines, with 74% agreeing that the **vaccines authorised in the EU are safe**. In terms of the total level of agreement, the figures are similar to those observed in May 2021.

While more than two-thirds of respondents **do not understand that people are reluctant to get vaccinated**, less than three in ten do understand this hesitancy (67% agree vs 28% who disagree). Overall, respondents are now less likely to understand hesitancy towards vaccination than in May 2021 (+6 pp on the proportion agreeing).

**Q4** To what extent do you agree or disagree with each of the following statements? (% - EU27)



▼▲ Evolution 2022-2021 (comparison with Flash Eurobarometer 494, May 2021)  
Base: all respondents (n=26 658)

As in May 2021, a substantial share of the EU public remains **apprehensive about the speed by which COVID-19 vaccines have been brought to the market and about their long-term safety**. Close to half of respondents agree that COVID-19 vaccines are being developed, tested and authorised too quickly to be safe (20% 'totally agree' and 27% 'tend to agree') and more than half agree that COVID-19 vaccines could have long term side-effects that we do not know yet (22% 'totally agree' and 32% 'tend to agree'). These figures, nonetheless, are better than those observed

in May 2021, with the largest drop in agreement seen for the statement that COVID-19 vaccines could have long term side-effects that we do not know yet (-7 pp).

The role vaccines have played in eradicating diseases is recognised by respondents across the EU. In all of the 27 EU Member States, a majority agree that **serious diseases have disappeared thanks to vaccines**. The highest levels of agreement are found in Greece (90%), Cyprus (86%) and Finland (86%). In Greece and Cyprus, more than six in ten respondents 'totally agree' (68% and 65%, respectively). The lowest levels of agreement for this statement are found in Latvia (56%), Croatia (63%) and Hungary (64%).

In all 27 Member States, a majority of respondents agree that **vaccines are the only way to end the pandemic** and that the **benefits of vaccination offset potential downsides**. For example, the proportion who totally agree or tend to agree that, all in all, the benefits of COVID-19 vaccines outweigh possible risks ranges from 55% in Bulgaria and 56% in Latvia to 86% in Spain and 89% in Portugal.





























In all but one country, a majority of respondents agree that **vaccines authorised in the EU are safe**. The exception is Bulgaria, where 49% agree with the statement. Another country with a low level of agreement is Latvia (54%). At the opposite end of the country ranking, in Portugal, Spain and Finland, respectively, 89%, 84% and 83% agree that vaccines authorised in the EU are safe.

The proportion agreeing with the statement '**COVID-19 vaccines are being developed, tested and authorised too quickly to be safe**' is the lowest in Italy (32%) and the Netherlands (34%), two countries that were already at the lower end of the country ranking in 2021. The proportion agreeing with this statement is much higher in Greece and Latvia (both 63%), and Bulgaria (66%). In 11 Member States, there are now fewer respondents than in May 2021 who think that COVID-19 vaccines are being developed, tested and authorised too quickly to be safe.

The proportion agreeing that **COVID-19 vaccines could have long term side-effects that we do not know yet** ranges from 47% in Italy and Poland, to 70% in Portugal and Hungary. In 12 Member States, there are now fewer respondents than in May 2021 who agree with this statement.

Country rankings for these different statements show some similarities. This is particularly the case for Bulgaria and Latvia, where a relatively high level of scepticism about the contribution of vaccines to eradicating serious diseases coincides with a relatively high level of scepticism about the effectiveness and safety of vaccines aimed at reducing the threat of COVID-19.

**Q4** To what extent do you agree or disagree with each of the following statements?  
(% **Total 'Agree'** by country)

	Serious diseases have disappeared thanks to vaccines	All in all, benefits of COVID-19 vaccines outweigh possible risks	I believe vaccines authorised in the European Union are safe	Vaccines are the only way to end the pandemic	I do not understand why people are reluctant to get vaccinated	COVID-19 vaccines are being developed, tested and authorised too quickly to be safe	COVID-19 vaccines could have long term side-effects that we do not know yet
EU27 	77	77	74	71	67	46	54
BE 	73	78	72	67	66	40	57
BG 	78	55	49	51	47	66	68
CZ 	76	70	65	62	58	52	54
DK 	82	79	80	73	74	44	55
DE 	73	79	79	75	71	39	48
EE 	65	63	59	56	53	54	61
IE 	80	82	80	74	69	37	52
EL 	90	75	71	68	62	63	60
ES 	80	86	84	82	77	49	57
FR 	75	74	66	65	60	53	59
HR 	63	70	67	64	57	58	55
IT 	82	85	82	82	78	32	47
CY 	86	76	71	68	63	59	62
LV 	56	56	54	50	51	63	68
LT 	75	67	65	62	60	58	61
LU 	75	67	66	58	60	48	61
HU 	64	61	65	59	52	56	70
MT 	68	77	72	67	62	55	64
NL 	78	78	75	68	62	34	55
AT 	73	72	72	68	63	44	52
PL 	77	66	64	61	60	54	47
PT 	70	89	89	81	80	51	70
RO 	74	68	64	64	61	62	61
SI 	78	64	59	58	54	62	67
SK 	66	60	59	53	51	61	61
FI 	86	82	83	74	72	36	54
SE 	84	81	79	76	70	46	52

Base: all respondents (n=26 658)

## Socio-demographic aspects

Men are more likely than women to agree that the benefits of COVID-19 vaccines outweigh possible risks (79% vs 75%) and that vaccines authorised in the EU are safe (76% vs 72%). Women are somewhat more likely to agree that COVID-19 vaccines could have long term side-effects that are unknown (56% vs 52%).

The oldest respondents, aged 55 and over, have overall the most positive attitude towards vaccination in general and COVID-19 vaccines in particular. For example, 81% of those aged 55+ agree that serious diseases have disappeared thanks to vaccines, compared to 71%-72% of those aged 15-24 or 25-39. Similarly, 84% of respondents aged 55+ agree that the benefits of COVID-19 vaccines outweigh possible risks, compared to 70%-71% of those aged 15-24 and 25-39. The oldest age group is also less concerned about the speed by which COVID-19 vaccines have been developed or about possible side-effects.

Respondents who completed their education at an older age have on balance a more positive attitude and are less concerned about vaccination for COVID-19 than those who completed their education earlier in life. For example, the proportion of those agreeing that the benefits of COVID-19 vaccines outweigh possible risks varies between 75% for respondents who completed their education aged 15 or below and 79% for those who finished their education aged 20 or above. Moreover, the proportion of respondents agreeing that serious diseases have disappeared thanks to vaccines is 69% for those who completed their education aged 15 or below, versus 75%-81% in the groups who finished their education aged 16-19 and aged 20+.

Compared to respondents with other types of occupation, manual workers are on balance less positive about vaccination and have more concerns about it, while those not working are more positive and have, on average, fewer concerns. For example, 66% of manual workers agree that the benefits of COVID-19 vaccines outweigh possible risks, compared to 75% of self-employed respondents, 76% of employees and 80% of those not working. Similarly, 66% of manual workers agree that vaccines authorised in the EU are safe, compared to 74% of the self-employed, 73% of employees and 76% of those not working.

Differences by respondents' place of residence (subjective urbanisation) tend to be small and non-significant.

There is a strong relation between respondents' **vaccine acceptance** and their response to the statements about vaccination, with those who are against vaccination showing the highest level of concern about the potential risks of vaccination in general and COVID-19 vaccines in particular, followed by the vaccine-hesitant respondents. For example, of those respondents categorised as against-vaccination, 92% agree with the statement 'COVID-19 vaccines could have long term side-effects that we do not know yet'; compared to 47% of respondents who are pro-vaccination. Among vaccine-hesitant respondents, 82% agree with this statement. Similarly, the proportion agreeing that the benefits of COVID-19 vaccines outweigh possible risks varies between 14% of those who are against vaccination and 88% of those who are pro-vaccination; of those who are vaccine-hesitant, 40% agree with this statement.

**Q4** To what extent do you agree or disagree with each of the following statements?  
(% **Total 'Agree'** by socio-demographics)

	Serious diseases have disappeared thanks to vaccines	All in all, benefits of COVID-19 vaccines outweigh possible risks	I believe vaccines authorised in the European Union are safe	Vaccines are the only way to end the pandemic	I do not understand why people are reluctant to get vaccinated	COVID-19 vaccines could have long term side-effects that we do not know yet	COVID-19 vaccines are being developed, tested and authorised too quickly to be safe
EU27	77	77	74	71	67	54	46
<b>Gender</b>							
Men	78	79	76	72	69	52	45
Women	76	75	72	71	66	56	47
<b>Age</b>							
15-24	71	70	70	62	59	61	50
25-39	72	71	68	64	59	62	55
40-54	76	75	72	69	65	57	48
55+	81	84	80	80	76	46	39
<b>Education</b>							
Up to 15	69	75	74	73	67	55	49
16-19	75	77	72	72	69	54	46
20+	81	79	76	72	68	54	45
Still studying	75	75	75	69	64	57	47
<b>Occupation</b>							
Self-employed	77	75	74	68	65	58	49
Employee	77	76	73	69	66	58	49
Manual worker	69	66	66	63	59	60	61
Not working	78	80	76	75	71	50	42
<b>Place of residence</b>							
Rural area or village	75	75	72	69	66	57	47
Small/medium-sized town	76	78	75	73	67	54	45
Large town/city	78	77	74	71	68	53	47
<b>COVID-19 vaccine acceptance</b>							
Pro-vaccination	81	88	85	83	78	47	39
Vaccine-hesitant	64	40	39	29	26	82	78
Against-vaccination	54	14	12	6	11	92	87

Base: all respondents (n=26 658)



## Section 2. Opinions on the vaccination strategy

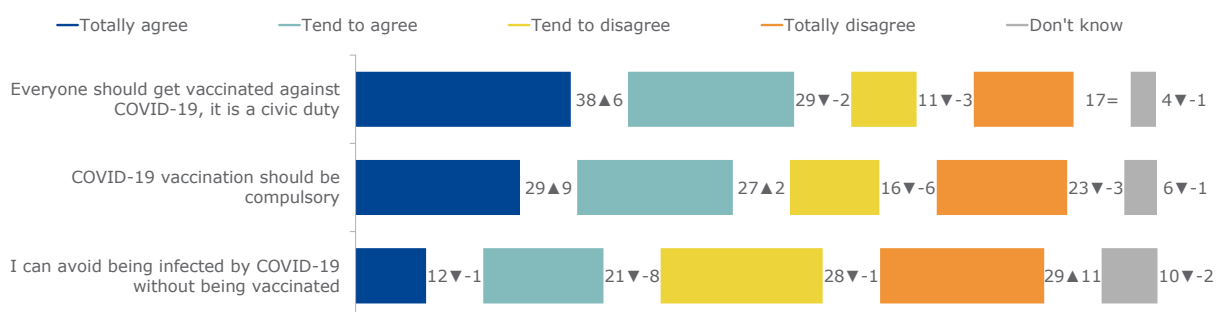
This section of the report looks at general attitudes to the vaccination strategy and at satisfaction levels with how public authorities have handled the vaccination strategy.

### 2.1. General attitudes about the vaccination strategy

As shown in Section 1, respondents do not only get vaccinated for personal reasons, but also because they see it as a means to **'help put an end to the pandemic'**. In line with this, a majority see vaccination against COVID-19 as an **obligation towards society**: two-thirds of respondents agree with the statement that 'everyone should get vaccinated against COVID-19, it is a civic duty' (38% 'totally agree' and 29% 'tend to agree'). A majority of respondents also agree that vaccination should be **made obligatory** (29% 'totally agree' and 27% 'tend to agree'). Close to six in ten respondents *disagree* that you can avoid being infected by COVID-19 without being vaccinated (29% 'totally disagree' and 28% 'tend to disagree').

Compared to May 2021, **respondents are now more likely to agree that vaccination against COVID-19 is a civic duty** (67%, in total, agree vs 62% in May 2021) and that **vaccination should be compulsory** (56%, in total, agree vs 46% in 2021).

**Q5** To what extent do you agree or disagree with each of the following statements? (% - EU27)



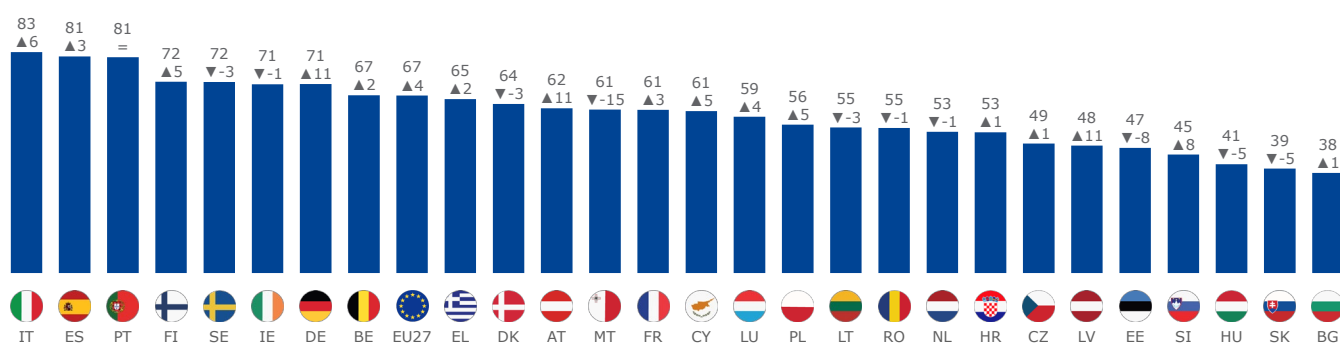
▼▲ Evolution 2022-2021 (comparison with Flash Eurobarometer 494, May 2021)  
Base: all respondents (n=26 658)

The largest proportion agreeing that **it is a civic duty to get vaccinated against COVID-19** is observed in Italy (83%), followed by Spain and Portugal (both 81%). In May 2021, respondents in these three countries were also more likely than their counterparts in other countries to agree with this statement.

In sharp contrast, in six countries, less than half of respondents agree that it is a civic duty to get vaccinated, with the overall lowest proportions observed in Bulgaria (38%), Slovakia (39%) and Hungary (41%). It was noted above, that, on average, across the EU, there are now more citizens agreeing that it is a civic duty to get vaccinated. In Slovakia and Hungary, however, the current level of agreement is five percentage points lower than in May 2021. There is also a significant decrease in the proportion agreeing with this statement in Estonia (-8 pp) and Malta (-15 pp).

In line with the EU average results, in eight countries, the proportion agreeing that it is a civic duty to get vaccinated against COVID-19 has increased by five – or more – percentage points. The largest increase is seen in Austria, Germany and Latvia (all +11 pp).

**Q5** To what extent do you agree or disagree with each of the following statements?  
**Everyone should get vaccinated against COVID-19, it is a civic duty**  
(% Total 'Agree', by country)

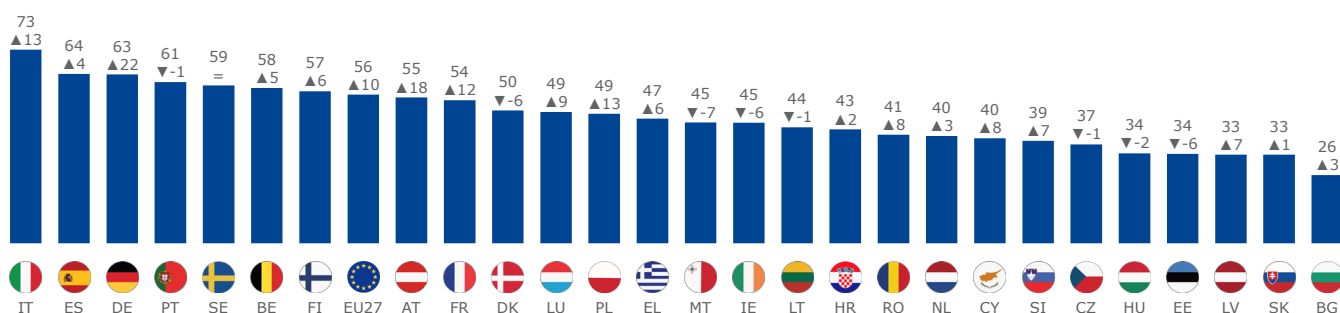


▼▲ Evolution 2022-2021 (comparison with Flash Eurobarometer 494, May 2021)  
Base: all respondents (n=26 658)

In Italy, 73% of respondents agree that **COVID-19 vaccination should be compulsory**; this is also the majority view in another eight Member States – from 54% in France to 64% in Spain. In line with the EU average results, in 13 countries, the proportion agreeing with this statement has increased by at least five percentage points; this is the case, for example, in Germany (+22 pp), Austria (+18 pp) and Italy (+13 pp).

In May 2021, Bulgaria and Latvia stood out with the lowest proportions of respondents who agreed that COVID-19 vaccination should be compulsory; although both countries are still found at the bottom of the country ranking in the current survey, respondents in Latvia are now more likely than their counterparts in Bulgaria to agree with this statement (Latvia: 33%, +7 pp compared to May 2021; Bulgaria: 26%, no significant change since May 2021).

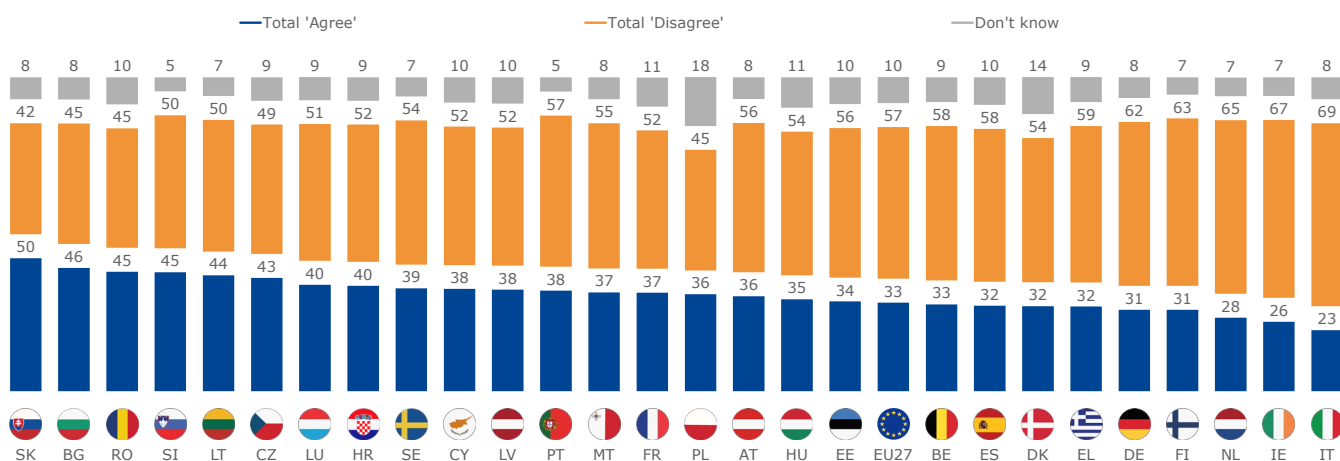
**Q5** To what extent do you agree or disagree with each of the following statements?  
**COVID-19 vaccination should be compulsory**  
(% Total 'Agree', by country)



▼▲ Evolution 2022-2021 (comparison with Flash Eurobarometer 494, May 2021)  
Base: all respondents (n=26 658)

Between 23% of respondents in Italy and 50% in Slovakia agree that **you can avoid being infected with COVID-19 without being vaccinated**. In 23 Member States, at least half of respondents *disagree* that you can avoid getting infected without being vaccinated; the highest proportions disagreeing are seen in the Netherlands (65%), Ireland (67%) and Italy (69%).

**Q5** To what extent do you agree or disagree with each of the following statements?  
**I can avoid being infected by COVID-19 without being vaccinated**  
(% by country)



Base: all respondents (n=26 658)

## Socio-demographic aspects

The proportion agreeing that it is a civic duty to get vaccinated against COVID-19 is slightly higher for men (69%) than for women (65%). More men than women also agree that COVID-19 vaccination should be compulsory (58% vs 54%). Men are, however, also somewhat more likely to agree that you can avoid being infected with COVID-19 without being vaccinated (36% vs 31%).

The older the respondents, the more likely they are to agree that it is a civic duty to get vaccinated against COVID-19 or that COVID-19 vaccination should be compulsory. The proportion agreeing that you can avoid being infected with COVID-19 without being vaccinated, however, decreases with age. For example, 76% of those aged 55+ agree it is a civic duty to get vaccinated, compared to 64% of those in the 40-54 age group, 59% of those aged 25-39 and 58% of those aged 15-24.

Respondents who are not working are more likely than those in work to think that that it is a civic duty to get vaccinated against COVID-19 or that COVID-19 vaccination should be compulsory (but they are less likely to agree that you can avoid getting infected with COVID-19 without being vaccinated). Compared to other occupation types, manual workers are the least likely to share these opinions. For instance, the proportion of respondents who agree that it is a civic duty to get vaccinated against COVID-19 ranges from 72% for those not working, to 63% for the self-employed, 64% for employees and 55% for manual workers.

Differences in terms of level of education and subjective urbanisation are small and tend not to be statistically significant.

Finally, looking at the variable '**vaccine acceptance**', it can be seen that, among respondents who are pro-vaccination, 79% agree that it is a civic duty to get vaccinated against COVID-19 and 67% that COVID-19 vaccination should be compulsory, but just 26% agree that you can avoid getting COVID-19 without being vaccinated. In sharp contrast, among respondents who are against vaccination, just a handful agree that vaccination is a civic duty or should be compulsory, while 79% agree that you can avoid being infected by COVID-19 without being vaccinated.

**Q5** To what extent do you agree or disagree with each of the following statements?  
(% **Total 'Agree'**, by socio-demographics)

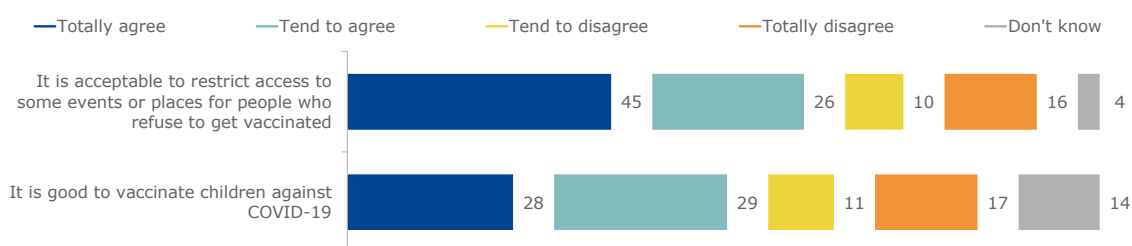
	Everyone should get vaccinated against COVID-19, it is a civic duty	COVID-19 vaccination should be compulsory	I can avoid being infected by COVID-19 without being vaccinated
EU27	67	56	33
<b>Gender</b>			
Men	69	58	36
Women	65	54	31
<b>Age</b>			
15-24	58	46	49
25-39	59	48	45
40-54	64	53	34
55+	76	65	22
<b>Education</b>			
Up to 15	70	60	33
16-19	67	58	30
20+	68	57	33
Still studying	64	50	44
<b>Occupation</b>			
Self-employed	63	53	42
Employee	64	54	37
Manual worker	55	49	46
Not working	72	60	27
<b>Place of residence</b>			
Rural area or village	65	54	36
Small/medium-sized town	67	57	32
Large town/city	68	56	33
<b>COVID-19 vaccine acceptance</b>			
Pro-vaccination	79	67	26
Vaccine-hesitant	19	15	60
Against-vaccination	3	3	79

Base: all respondents (n=26 658)

## 2.2. Vaccination of children and restrictions for unvaccinated citizens

In this wave of the survey, respondents were also presented with two statements about the vaccination of children and potential restrictions for unvaccinated citizens. About seven in ten respondents agree that it is **acceptable to restrict access to some events or places for people who refuse to get vaccinated** (45% 'totally agree' and 26% 'tend to agree'). Almost six in ten respondents agree that it is **good to vaccinate children against COVID-19** (28% 'totally agree' and 29% 'tend to agree').

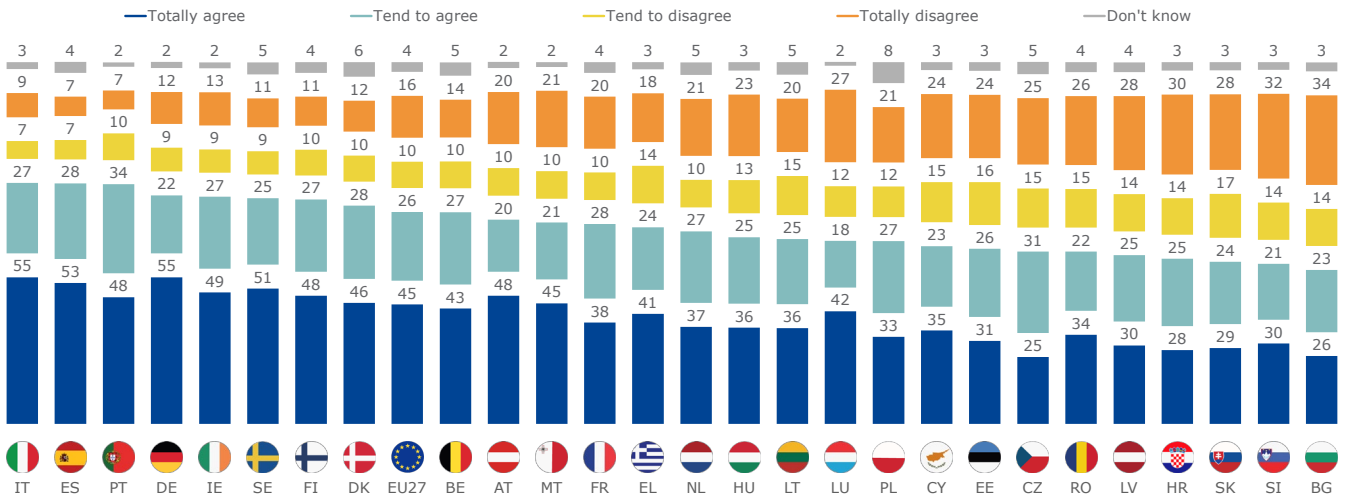
**Q6** To what extent do you agree or disagree with each of the following statements? (% - EU27)



Base: all respondents (n=26 658)

Across all Member States, about one in two – or more – respondents agree that it is **acceptable to restrict access to some events or places for people who refuse to get vaccinated**. Notwithstanding, there is a high level of variation in the overall level of agreement across the Member States and in the proportions expressing 'strong' opinions (i.e. totally agreeing or disagreeing). In Sweden, Spain, Italy and Germany, a majority of respondents 'totally agree' that it is acceptable to restrict access to some events or places for people who refuse to get vaccinated (between 53% and 55%); in Czechia and Bulgaria, on the other hand, only half as many respondents 'totally agree' (25% and 26% respectively). In Czechia, and in Latvia, Slovakia, Croatia and Slovenia, there are about as many respondents 'totally disagreeing' (26% to 30%) as there are who 'totally agree' (25% to 30%); in Bulgaria, respondents who 'totally disagree' outnumber those 'totally agreeing' (34% vs 26%).

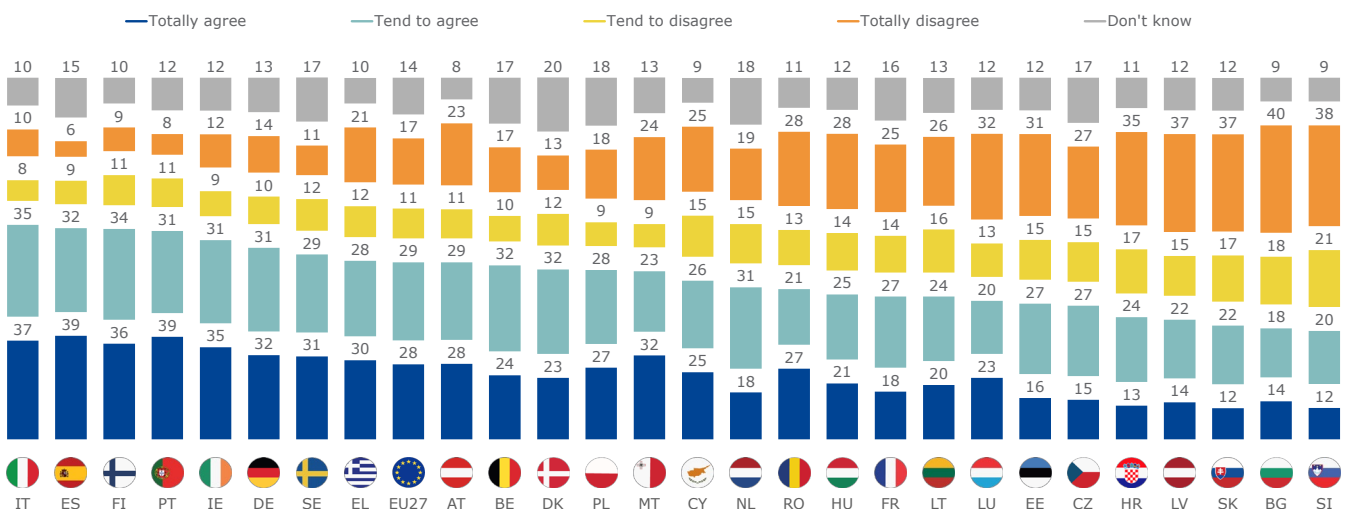
**Q6** To what extent do you agree or disagree with each of the following statements?  
**It is acceptable to restrict access to some events or places for people who refuse to get vaccinated** (% by country)



Base: all respondents (n=26 658)

In about half of the Member States, a majority of respondents **agree that it is good to vaccinate children against COVID-19**, with respondents in Italy, Finland, Portugal and Spain being overall the most likely to agree with this statement (70%-72%). In the countries at the higher end of the country ranking, more than a third 'totally agree' that it is good to vaccinate children (between 35% and 39%); at the lower end of the country ranking, however, only about one in seven respondents 'totally agree' and more than a third 'totally disagree'. The proportion 'totally disagreeing' that it is good to vaccinate children is 35% in Croatia, 37% in Latvia and Slovakia, 38% in Slovenia and 40% in Bulgaria.

**Q6** To what extent do you agree or disagree with each of the following statements?  
**It is good to vaccinate children against COVID-19** (% by country)



Base: all respondents (n=26 658)

## Socio-demographic aspects

Male respondents are more likely to be favourable towards the vaccination of children with 62% agreeing, compared to 54% of women. Male respondents are also slightly more likely to agree that it is acceptable to restrict access to some events or places for people who refuse to get vaccinated (72% vs 69% for women).

Respondents in the oldest age group are more likely than their younger counterparts to agree that it is good to vaccinate children and that it is acceptable to set restrictions for unvaccinated individuals. For example, 78% of over 54 year-olds agree that it is acceptable to restrict access to some events or places for people who refuse to get vaccinated, compared to 63% to 68% of respondents in the other age categories.

Manual workers are the least likely to agree that it is good to vaccinate children against COVID-19 (52%), while self-employed respondents and non-working respondents are the most likely to agree (both 60%). A similar trend is observed for the statement about restrictions for unvaccinated individuals: 62% of manual workers agree vs 69%-74% across the other occupational categories.

Support for the vaccination of children is somewhat higher among respondents in large towns and cities (60%) in comparison with respondents in rural areas (55%). Respondents living in urban areas are also somewhat more likely to agree that it is acceptable to restrict access to some places for people who are not vaccinated (72% vs 69% in rural areas).

Differences in terms of level of education are small and not statistically significant.

Not surprisingly, respondents who are **pro-vaccination** are much more likely to be in favour of vaccination against COVID-19 for children (68% vs 18% of respondents who are vaccine-hesitant and 6% of respondents who are against vaccination) and to agree that restrictions for unvaccinated individuals are acceptable (82% vs 32% for vaccine-hesitant respondents and 11% for those who are against COVID-19 vaccination).



**Q6** To what extent do you agree or disagree with each of the following statements?  
(% **Total 'Agree'** by socio-demographics)

	It is acceptable to restrict access to some events or places for people who refuse to get vaccinated	It is good to vaccinate children against COVID-19
EU27	71	58
<b>Gender</b>		
Men	72	62
Women	69	54
<b>Age</b>		
15-24	65	54
25-39	63	53
40-54	68	56
55+	78	62
<b>Education</b>		
Up to 15	72	59
16-19	71	57
20+	72	59
Still studying	68	58
<b>Occupation</b>		
Self-employed	69	60
Employee	69	56
Manual worker	62	52
Not working	74	60
<b>Place of residence</b>		
Rural area or village	69	55
Small/medium-sized town	71	57
Large town/city	72	60
<b>COVID-19 vaccine acceptance</b>		
Pro-vaccination	82	68
Vaccine-hesitant	32	18
Against-vaccination	11	6

Base: all respondents (n=26 658)

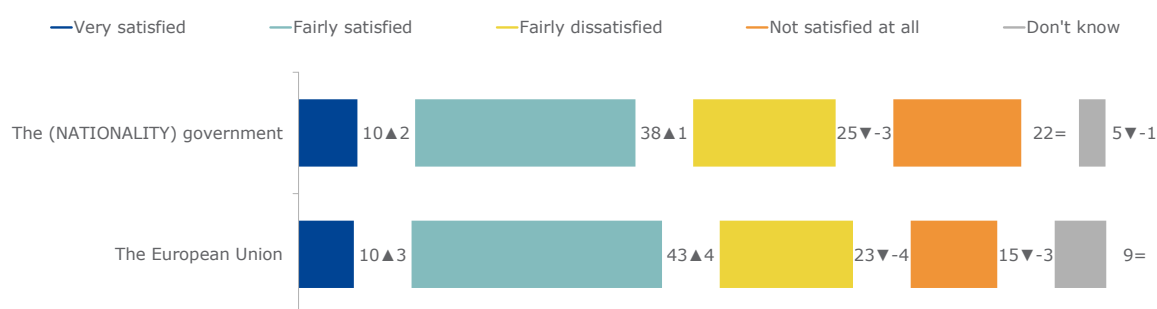
## 2.3. Satisfaction with how the vaccination strategy was handled

Is the European public pleased with how public authorities at different levels have handled the COVID-19 vaccination strategy? Overall opinions are divided on this topic, in particular with respect to the strategy implemented by national governments.

With regard to how their **national government** has handled the vaccination strategy, a similar share of respondents is either very or fairly *satisfied*, or very or fairly *dissatisfied*. Moreover, there are twice as many respondents who are 'not at all satisfied' versus 'very satisfied' (22% vs 10%). These results are similar to those observed in May 2021.

A somewhat higher proportion of respondents is very or fairly satisfied with **how the EU has handled the vaccination strategy** (10% 'very satisfied' and 43% 'fairly satisfied' responses). The proportion of respondents who are satisfied with the EU vaccination strategy has increased since May 2021 (+3 pp for 'very satisfied' and +4 pp for 'fairly satisfied').

**Q9** Thinking about the way the following institutions have handled the vaccination strategy, would you say you are...? (% - EU27)

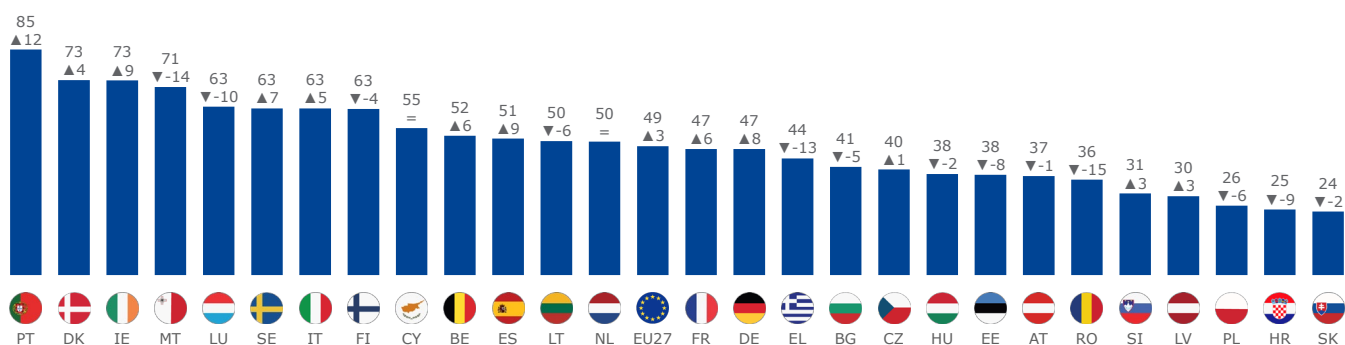


▼▲ Evolution 2022-2021 (comparison with Flash Eurobarometer 494, May 2021)  
Base: all respondents (n=26 658)

In eight countries, more than 60% of respondents are satisfied with **the way their national government has handled the vaccination strategy**. Portugal stands out with 85% of respondents replying being satisfied (+12 pp compared to May 2021); in Malta, Ireland and Denmark, just over seven in ten respondents are satisfied with the vaccination strategy of their government. In Malta, the proportion of those being satisfied has decreased by 14 percentage points compared to May 2021; a large decrease in the satisfaction level is also seen in Luxembourg (-10 pp, to 63%), Greece (-13 pp, to 44%), Romania (-15 pp, to 36%) and Croatia (-9 pp, to 25%). In Croatia, but also in Poland and Slovakia, only about one in four respondents is satisfied with how their national government has handled the vaccination strategy; in Latvia and Slovenia, this view is shared by about three in ten respondents.

The proportion being satisfied with how their national government has handled the COVID-19 vaccination strategy is the lowest in Slovakia (24%), Croatia (25%) and Poland (26%). Slovakia was already at the bottom of the country ranking in 2021 with 26% of satisfied respondents.

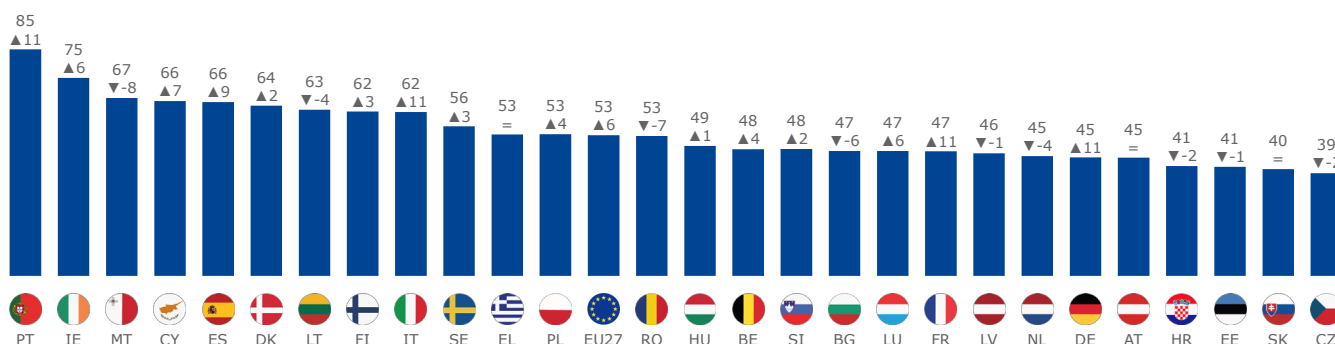
**Q9** Thinking about the way the following institutions have handled the vaccination strategy, would you say you are...? **The (NATIONALITY) government** (% Total 'Satisfied', by country)



▼▲ Evolution 2022-2021 (comparison with Flash Eurobarometer 494, May 2021)  
Base: all respondents (n=26 658)

The proportion of those being satisfied with **the way the EU has handled the vaccination strategy** varies between 39% in Czechia and 85% in Portugal. Germany is among the six countries where those being dissatisfied outnumber the ones being satisfied with the way the EU has handled the vaccination strategy. Compared to 2021, the number of countries where dissatisfied respondents outnumber satisfied ones has decreased (from ten to six countries – see the data annex at the end of the report for the proportions being dissatisfied).

**Q9** Thinking about the way the following institutions have handled the vaccination strategy, would you say you are...? **The European Union** (% Total 'Satisfied', by country)

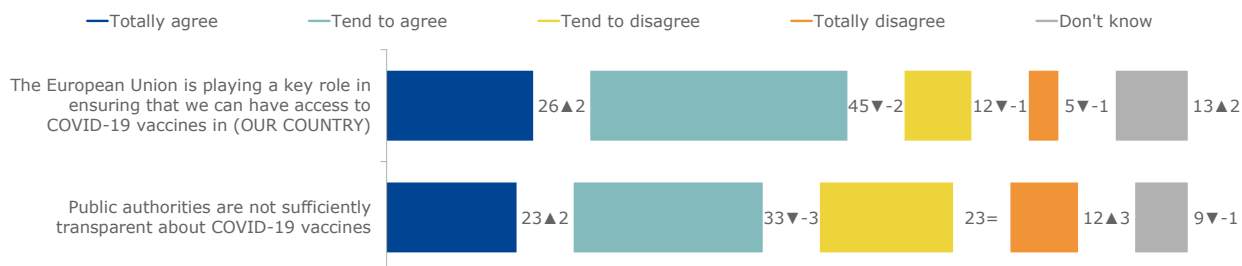


▼▲ Evolution 2022-2021 (comparison with Flash Eurobarometer 494, May 2021)  
Base: all respondents (n=26 658)

The mixed opinions on the way public authorities have handled the vaccination strategy might be explained by concerns about **a lack of transparency** of these institutions: 56% of respondents totally agree or tend to agree that public authorities are *not* sufficiently transparent about COVID-19 vaccines, while 35% totally or tend to disagree with this statement. These numbers have remained stable since 2021.

The above does not imply that EU citizens do not recognise or are not aware of **the role the EU plays in ensuring access to COVID-19 vaccines in their country**: 71% of respondents totally agree or tend to agree that the EU plays a key role in this area. A nearly identical result was observed in May 2021.

**Q5** To what extent do you agree or disagree with each of the following statements? (% - EU27)

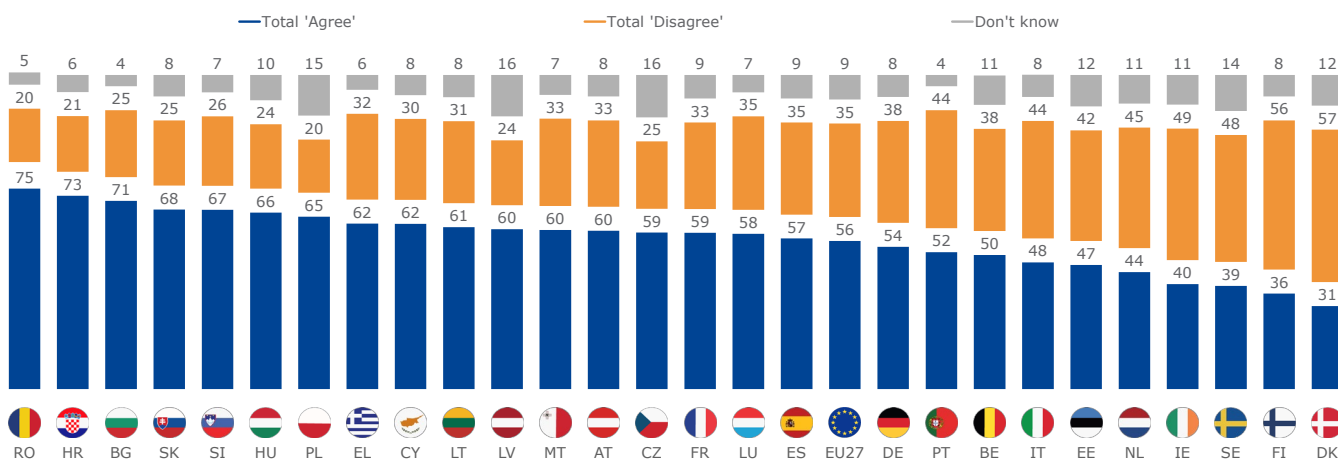


▼▲ Evolution 2022-2021 (comparison with Flash Eurobarometer 494, May 2021)  
Base: all respondents (n=26 658)

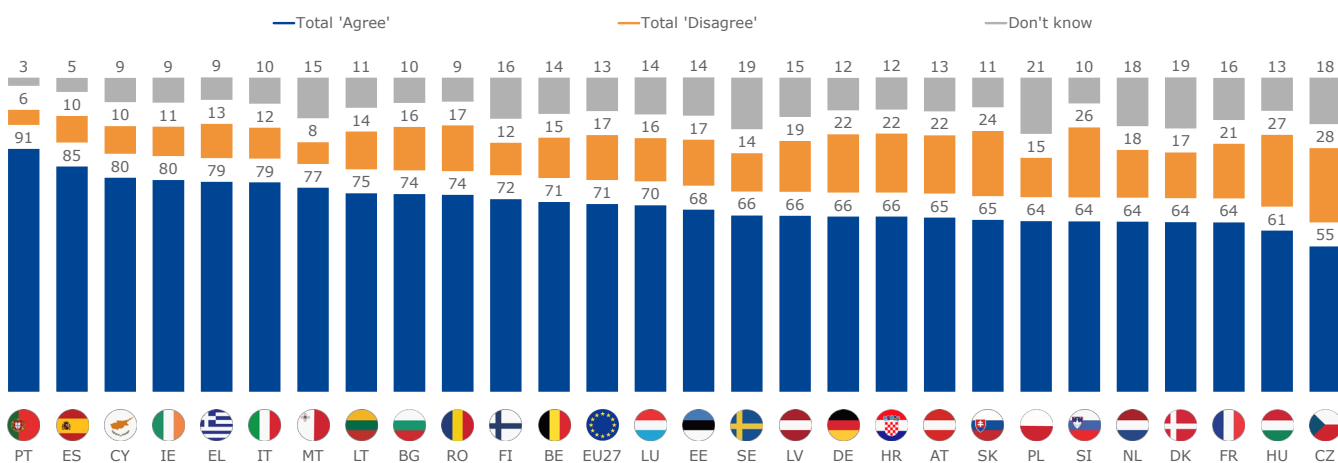
At the country level, the proportion agreeing that **public authorities are not sufficiently transparent** about COVID-19 vaccines ranges from 31% in Denmark to 75% in Romania. Apart from Romania, the top three of countries where many agree that public authorities are not sufficiently transparent about COVID-19 vaccines include Bulgaria and Croatia (where 71% and 73% agree, respectively).

The proportion of those agreeing that the **EU is playing a key role in ensuring that, in their country, they can have access to COVID-19 vaccines** is the highest in Portugal (91%), followed by Spain (85%). The proportion of those agreeing with this statement is the lowest in Czechia (55%), followed by Hungary (61%).

**Q5** To what extent do you agree or disagree with each of the following statements?  
**Public authorities are not sufficiently transparent about COVID-19 vaccines**  
(% by country)



**The European Union is playing a key role in ensuring that we can have access to COVID-19 vaccines in (OUR COUNTRY)** (% by country)



Base: all respondents (n=26 658)

## Socio-demographic aspects

Men are slightly more satisfied than women with the way the national government has handled the vaccination strategy (50% vs 47%). Men are also somewhat more likely to be satisfied with the way the EU has handled the vaccination strategy (55% vs 51%).

Respondents in the oldest age group (55+) are more likely to be satisfied with the way the vaccination strategy was handled at national level with 52% of satisfied respondents, compared to 45%-47% in the younger age groups. Respondents in both the youngest and oldest age groups are more likely than those in the middle age groups to be satisfied with the way the EU has handled the vaccination strategy (54%-56% vs 50%-51%).

Respondents who completed their education aged 20 or above are somewhat more likely to be satisfied with the way the EU has handled the vaccination strategy (56% vs 50%-53% among lower educated respondents). The differences in satisfaction levels for the vaccination strategy of the national government are not statistically significant.

Manual workers are less likely to be satisfied with the way the EU has handled the vaccination strategy: 49% of manual workers are satisfied, compared to 54% of those not working or being self-employed and 53% of employees. The differences in satisfaction level for the vaccination strategy of the national government are not statistically significant.

Among respondents who are **pro-vaccination**, 55% are satisfied with the way their national government has handled the vaccination strategy and 60% are satisfied with the EU's vaccination strategy. By comparison, among those against vaccination, about one in ten is satisfied with the vaccination strategies of these institutions.

**Q9** Thinking about the way the following institutions have handled the vaccination strategy, would you say you are... (% **Total 'Satisfied'** by socio-demographics)

	The (NATIONALITY) government	The European Union
EU27	49	53
<b>Gender</b>		
Men	50	55
Women	47	51
<b>Age</b>		
15-24	46	54
25-39	45	50
40-54	47	51
55+	52	56
<b>Education</b>		
Up to 15	52	53
16-19	48	50
20+	49	56
Still studying	50	58
<b>Occupation</b>		
Self-employed	50	54
Employee	49	53
Manual worker	46	49
Not working	49	54
<b>Place of residence</b>		
Rural area or village	46	49
Small/medium-sized town	50	54
Large town/city	48	55
<b>COVID-19 vaccine acceptance</b>		
Pro-vaccination	55	60
Vaccine-hesitant	26	31
Against-vaccination	11	10

Base: all respondents (n=26 658)

The proportion of respondents agreeing that **the EU is playing a key role in ensuring that they can have access to COVID-19 vaccines in their country** is comparable for men and women. Respondents in the 55+ age group are more likely than their younger counterparts to agree that the EU is playing a key role in ensuring that they can have access to COVID-19 vaccines in their country (74% vs 68%-69%). The same applies to respondents who completed their education aged 20+, compared to those who completed their education at an earlier age (72% vs 69%-70%).

Manual workers, on the other hand, are less likely to agree that that the EU is playing a key role in ensuring that they can have access to COVID-19 vaccines in their country (64% vs 70%-72% for the self-employed, employees and those not working). The same applies to respondents in rural areas, compared to those in urban areas (67% vs 71%-72%).

The proportions agreeing that **public authorities are not sufficiently transparent about COVID-19 vaccines** are again comparable for men and women. Respondents aged 25-39 are more likely than respondents in the other age categories to think that authorities are not sufficiently transparent about COVID-19 vaccines (59% think so vs 53% of those aged 15-24, 56% of those aged 40-55 and 55% of those aged 55+).

Respondents with the lowest level of education (up to 15 years) are more likely to agree that public authorities are not sufficiently transparent (60%) compared to respondents who completed their education aged 15-19 (57%) or aged 20+ (56%). Self-employed respondents are also more likely to think that public authorities are not sufficiently transparent about COVID-19 vaccines (62% vs 54%-59% for employees, manual workers and those not working). Finally, respondents living in rural areas are slightly more likely to say that public authorities lack transparency about COVID-19 vaccines than respondents living in small/medium-sized towns (57% vs 54%).

Among respondents **against COVID-19 vaccination**, 80% agree that public authorities are not sufficiently transparent about COVID-19 vaccines, while only 34% agree that the EU is playing a key role in ensuring that they can have access to COVID-19 vaccines in their country. By comparison, among those pro-vaccination, 51% agree with the former statement and 77% with the latter.



**Q5** To what extent do you agree or disagree with each of the following statements?  
(% **Total 'Agree'** by socio-demographics)

	Public authorities are not sufficiently transparent about COVID-19 vaccines	The European Union is playing a key role in ensuring that we can have access to COVID-19 vaccines in (OUR COUNTRY)
EU27	56	71
<b>Gender</b>		
Men	55	71
Women	56	70
<b>Age</b>		
15-24	53	68
25-39	59	69
40-54	56	68
55+	55	74
<b>Education</b>		
Up to 15	60	70
16-19	57	69
20+	56	72
Still studying	51	73
<b>Occupation</b>		
Self-employed	62	71
Employee	56	70
Manual worker	59	64
Not working	54	72
<b>Place of residence</b>		
Rural area or village	57	67
Small/medium-sized town	54	71
Large town/city	56	72
<b>COVID-19 vaccine acceptance</b>		
Pro-vaccination	51	77
Vaccine-hesitant	73	52
Against-vaccination	80	34

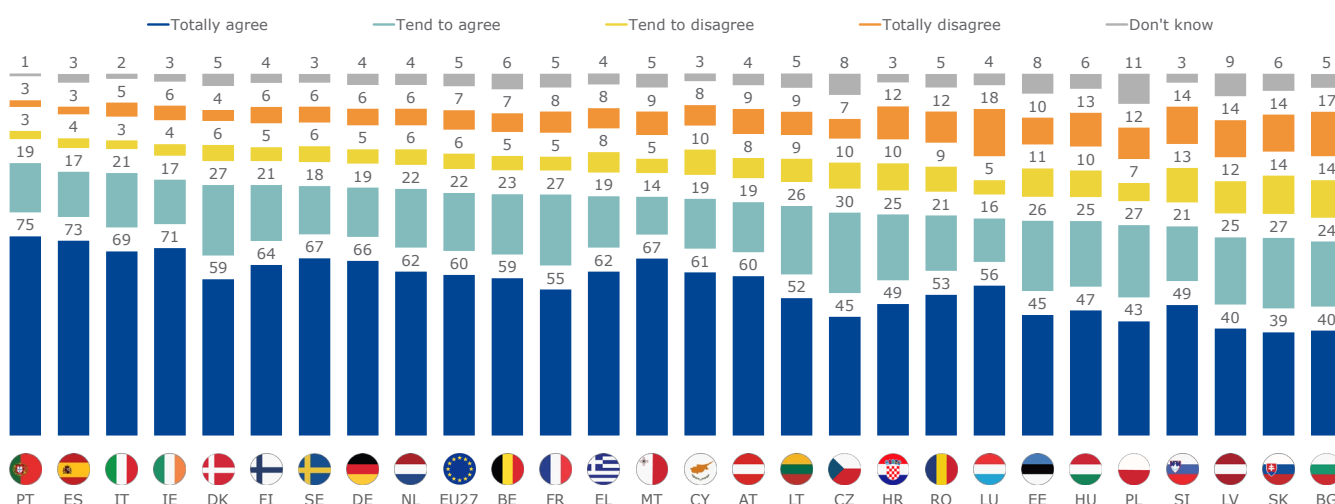
Base: all respondents (n=26 658)

## 2.4. Global access to COVID-19 vaccines

In this second wave of the survey, respondents were also presented with a statement about global access to COVID-19 vaccines. As can be seen in the chart below, a large majority of respondents across the EU agree that, **to put an end to the pandemic, it is crucial that all countries in the world have access to vaccines** (82%), while far fewer disagree (13%). Moreover, 60% of respondents ‘totally agree’ with this statement, while just 7% ‘totally disagree’.

Across all Member States, a vast majority of respondents agree that, to put an end to the pandemic, it is crucial that all countries in the world have access to vaccines; even in the countries at the right-hand side of the chart, more than 60% of respondents agree with this statement. Moreover, in 18 Member States, a majority of respondents ‘totally agree’ that it is crucial that all countries worldwide have access to vaccines – from 52% in Lithuania to 75% in Portugal.

**Q6** To what extent do you agree or disagree with each of the following statements?  
**To put an end to the pandemic, it is crucial that all countries in the world can have access to vaccines** (% by country)



Base: all respondents (n=26 658)

Across all **socio-demographic groups**, a large majority of respondents agree that, to put an end to the pandemic, it is crucial that all countries in the world have access to vaccines. A very different picture emerges when comparing respondents with different levels of **vaccine acceptance**. Among the pro-vaccination group, 92% agree that global access to vaccines is important; this number decreased to 58% for those hesitant about vaccination and to 17% for those against vaccination.

## Section 3. Information on COVID-19 vaccines

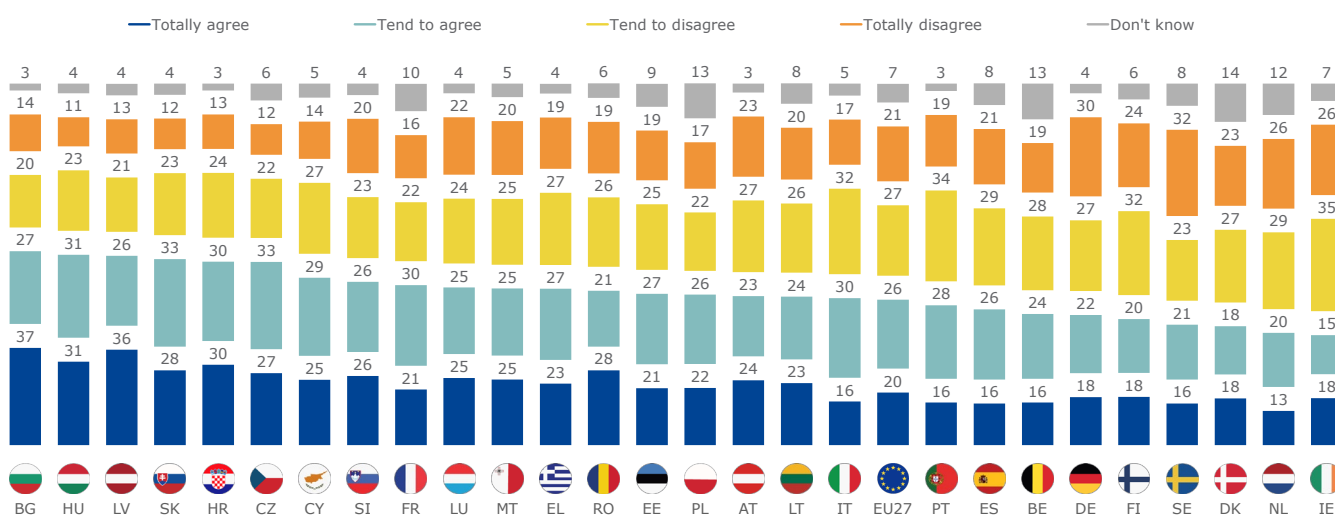
This section explores information sources that EU citizens tend to trust to get reliable information on COVID-19 vaccines. This section also looks at COVID-19 vaccines-related topics that EU citizens would like to be informed about.

### 3.1. Trustworthy information about COVID-19 and vaccines

On average, almost one in two respondents agree that it is **difficult to find information that they can trust about COVID-19 and vaccines**: 20% 'totally agree' and 26% 'tend to agree' with this statement. There are, however, also as many respondents who disagree – and thus who do not find it difficult to find information they can trust: 21% 'totally disagree' and 27% 'tend to disagree'.

In the six countries at the higher end of the country ranking, at least six in ten respondents agree that it is difficult to find information that they can trust about COVID-19 and vaccines: from 60% in Czechia and Croatia to 64% in Bulgaria. In Ireland and the Netherlands, on the other hand, about a third of respondents agree that trustworthy information is difficult to find, while a majority disagree and do not find it difficult to find information they can trust: 55% in the Netherlands and 61% in Ireland. In another four countries, a majority of respondents disagree with this statement: Portugal, Sweden, Finland and Germany.

**Q6** To what extent do you agree or disagree with each of the following statements?  
**It is difficult to find information that I can trust about COVID-19 and vaccines** (% by country)



Base: all respondents (n=26 658)

Some socio-demographic groups are more likely to agree that it is difficult to find information they can trust about COVID-19 and vaccines: younger respondents (53% 'agree' among 15-39 year-olds vs 41% of over 54 year-olds), those with a lower level of education (51% 'agree' among those who

completed their education aged 15 or younger, compared to 44% of those who completed their education aged 20 and above) and self-employed and manual workers (53%-54% 'agree' vs 43% of those not working and 47% of employees).

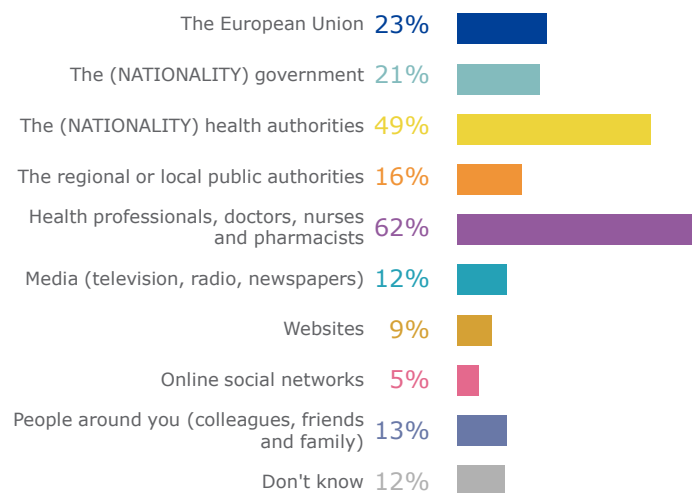
There is also a large difference in agreement with this statement in terms of vaccine acceptance. While 40% of respondents who are pro-vaccination agree that it is difficult to find information they can trust about COVID-19 and vaccines, this proportion increases to 73% among those against vaccination and 75% for the vaccine-hesitant ones.

### 3.2. Information sources about COVID-19 vaccines

Respondents were also asked which sources they would trust more to give them reliable information; they were presented with a list of nine sources. As observed in May 2021, the most trustworthy sources of information are health professionals and health authorities. Over six in ten (62%) respondents would trust 'health professionals, doctors, nurses and pharmacists' to give reliable information on COVID-19 vaccines, while 49% would trust their national health authorities.

Other information sources listed in the survey are selected much less frequently. For example, 23% of respondents say they would trust the European Union to give them reliable information about COVID-19 vaccines and 21% say the same about the national government. The overall lowest figures are observed for the media (12%), websites (9%) and online social networks (5%).

**Q7** Among the following sources, which ones would you trust more to give you reliable information on COVID-19 vaccines? Multiple answers possible. (% - EU27)































Base: all respondents (n=26 658)

Health professionals and health authorities are the most trusted source of information on COVID-19 in all EU Member States. Specifically, 'health professionals, doctors, nurses and pharmacists' are the most trusted source of information on COVID-19 in 24 of the 27 Member States, while in the remaining three countries (Denmark, Finland and Sweden), the most trusted source of information are the national health authorities. A similar result was observed in 2021, when Denmark, Finland

and Sweden were the only countries where the largest proportion cited the national health authorities as a more trustworthy source of information.

**Q7** Among the following sources, which ones would you trust more to give you reliable information on COVID-19 vaccines? Multiple answers possible. (% by country)

	The European Union	The (NATIONALITY) government	The (NATIONALITY) health authorities	The regional or local public authorities	Health professionals, doctors, nurses and pharmacists	Media (television, radio, newspapers)	Websites	Online social networks	People around you (colleagues, friends and family)	Don't know
EU27 	23	21	49	16	62	12	9	5	13	12
BE 	24	26	48	14	65	10	7	4	10	14
BG 	22	12	31	7	59	14	13	9	20	16
CZ 	12	11	46	7	61	10	9	4	15	15
DK 	20	26	59	18	57	12	7	6	8	9
DE 	18	26	53	25	62	18	10	6	19	11
EE 	18	21	49	7	59	20	12	8	20	16
IE 	35	33	57	16	72	12	9	4	12	7
EL 	26	15	37	6	68	6	13	8	8	7
ES 	34	18	53	17	72	12	6	4	7	8
FR 	12	19	43	12	61	10	7	5	11	14
HR 	17	6	33	5	63	7	9	7	17	15
IT 	23	23	56	17	57	11	7	4	5	9
CY 	41	16	27	4	69	10	15	8	6	12
LV 	23	11	34	6	54	17	10	9	20	17
LT 	28	16	46	6	56	15	7	5	16	13
LU 	23	30	50	14	66	9	11	6	12	13
HU 	31	14	25	6	53	5	9	7	16	19
MT 	40	17	43	16	68	8	10	6	6	11
NL 	25	39	62	15	66	12	7	2	9	13
AT 	19	18	52	21	65	15	9	6	18	11
PL 	27	12	36	9	53	11	13	9	19	17
PT 	43	31	66	25	73	14	7	3	6	4
RO 	25	17	42	10	61	13	9	8	13	15
SI 	17	8	32	5	65	6	5	4	11	17
SK 	16	7	39	9	60	7	9	6	13	15
FI 	27	27	64	29	62	19	12	7	10	11
SE 	29	34	66	36	62	15	9	6	14	12

Most-frequently selected response shown in green

Base: all respondents (n=26 658)

The proportion who would trust health professionals, doctors, nurses and pharmacists ranges from 53% in Hungary and Poland and 54% in Latvia to 73% in Portugal and 72% in Spain and Ireland. With regard to national health authorities, the proportion of those who rank these among their most trusted sources of information ranges from 25% in Hungary, 27% in Cyprus and 31% in Bulgaria, to 62% in the Netherlands, 64% in Finland and 66% in Sweden and Portugal.

## Socio-demographic aspects

The oldest respondents have the highest level of trust in health professionals and authorities as a source of information on COVID-19 vaccines, especially compared to those aged 25-39. For example, among respondents aged 55+, 70% would trust health professionals, doctors, nurses and pharmacists to provide them with reliable information on COVID-19 vaccines, compared to 55% of those aged 25-39; for those aged 15-24 or 40-54, these figures are 57% and 59%, respectively.

Younger respondents, on the other hand, are more likely to trust the EU and people around them as a source of information on COVID-19 vaccines. For example, 28% of respondents aged 15-24 trust the EU as a source of information; this figure decreases to 21% for those aged 55+. Showing a similar pattern, 19% of those aged 15-24 trust people around them (colleagues, friends and family) as a source of information on COVID-19, as opposed to 10% of those aged 55+. A higher level of trust in the EU as information source is also observed in large towns and cities (26% vs 19% in rural areas) and among men (26% vs 20% for women).

On balance, respondents who completed their education aged 20+ and those still studying are more likely than their counterparts to trust the various sources of information on COVID-19 vaccines. For example, 32% of those still studying and 25% of those who finished their education aged 20+ trust the EU as a source for information, compared to 16% of those who completed their education aged 15 or below and 19% of those who completed their education aged 16-19.

Looking at respondents' occupational status, trust in health professionals and authorities for information on COVID-19 vaccines is the highest among those who are not working (many of them being in retirement) and the lowest among manual workers. For example, 67% of those who are not working trust health professionals, doctors, nurses and pharmacists as a source for information on COVID-19 vaccines, compared to 52% of manual workers; for the self-employed and employees, this figure is 56% and 59%, respectively. On the other hand, manual workers have a higher trust in the people around them as a source for information on COVID-19, compared to other occupational groups and those not working – 16% of manual workers trust people around them as a source of information, compared to 14% of self-employed respondents, 13% of employees and 12% of those not working.

Respondents who are **pro-vaccination** are more likely than those who are vaccine-hesitant or anti-vaccination to trust as sources of information on COVID-19 vaccines: health professionals, doctors, nurses and pharmacists, the national health authorities, the EU, the national government, the regional or local public authorities and the media. On the other hand, respondents who are **against vaccination** are somewhat more likely to trust websites, online social networks and people around them, but they are especially more likely to say they 'don't know' which of the sources they trust for reliable information on COVID-19 vaccines (40%, compared to 7% of pro-vaccination respondents and 23% of those who are vaccine-hesitant).

**Q7** Among the following sources, which ones would you trust more to give you reliable information on COVID-19 vaccines? (% by socio-demographics)

	The European Union	The (NATIONALITY) government	The (NATIONALITY) health authorities	The regional or local public authorities	Health professionals, doctors, nurses and pharmacists	Media (television, radio, newspapers)	Websites	Online social networks	People around you (colleagues, friends and family)	Don't know
EU27	23	21	49	16	62	12	9	5	13	12
<b>Gender</b>										
Men	26	24	50	19	61	14	10	7	13	10
Women	20	18	48	14	63	11	8	4	12	13
<b>Age</b>										
15-24	28	22	44	19	57	14	10	7	19	10
25-39	25	21	42	17	55	13	13	9	16	12
40-54	20	20	47	15	59	12	8	5	10	15
55+	21	21	56	16	70	12	6	4	10	10
<b>Education</b>										
Up to 15	16	18	46	15	52	12	8	6	12	13
16-19	19	20	50	16	62	12	7	4	12	13
20+	25	22	51	16	65	13	10	6	12	10
Still studying	32	25	49	20	63	14	10	6	16	8
<b>Occupation</b>										
Self-employed	24	21	44	18	56	15	12	9	14	10
Employee	23	21	47	16	59	13	10	6	13	12
Manual worker	19	20	44	18	52	14	13	9	16	16
Not working	22	22	53	16	67	12	7	4	12	12
<b>Place of residence</b>										
Rural area or village	19	19	46	16	61	11	9	5	12	13
Small/medium-sized town	22	21	51	17	62	12	8	5	12	11
Large town/city	26	22	49	16	62	14	10	6	13	12
<b>COVID-19 vaccine acceptance</b>										
Pro-vaccination	26	24	56	19	68	14	8	5	12	7
Vaccine-hesitant	16	11	24	9	44	9	10	8	16	23
Against-vaccination	5	3	10	3	27	3	15	12	18	40

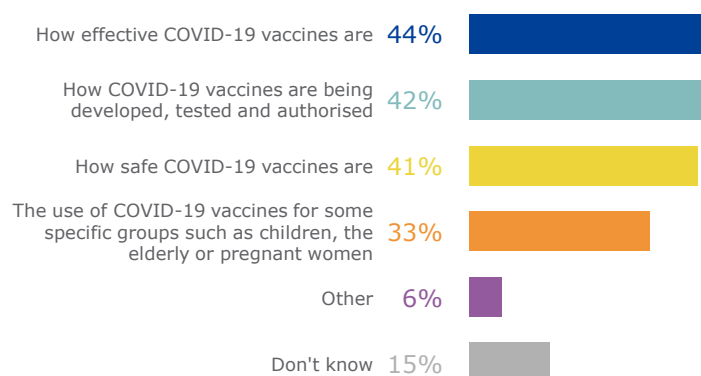
Base: all respondents (n=26 658)

### 3.3. More information about COVID-19 vaccines

Considering that many respondents find that public authorities are not transparent enough about COVID-19 vaccines (see Section 2.2), it is interesting to see which topics they would like to get more information on. As shown in the figure below, respondents do not have a clear preference for information about one specific topic (out of four topics presented to them).

Roughly equal shares of respondents would like to receive more information on **how effective COVID-19 vaccines are** (44%), **how COVID-19 vaccines are being developed, tested and authorised** (42%) and **how safe COVID-19 vaccines are** (41%). One third of respondents would like to receive information on the **use of COVID-19 vaccines for specific groups** such as children, the elderly and pregnant women. 15% of respondents are unsure if they would like to receive more information on any of these topics.

**Q8** On which topics would you like to get more information? Multiple answers allowed.  
(% - EU27)



Base: all respondents (n=26 658)





























In 13 Member States, the largest share of respondents would like to get more information on **how safe COVID-19 vaccines are**, while in eight Member States, the largest share would like more information on **how effective COVID-19 vaccines are**. In three Member States, the largest share would like more information on **how COVID-19 vaccines are being developed, tested and authorised**. In the last two Member States, two of these topics or all three of them are selected by an equal share of respondents. In fact, across most Member States, the difference in proportions between these topics tends to be small.

The proportion of respondents who would like more information on how safe COVID-19 vaccines are ranges from 31% in Germany to 60% in Cyprus. For the effectiveness of COVID-19 vaccines, the proportion who would like more information about this ranges from 37% in Germany to 56% in Croatia. The proportion who would like to receive more information on how COVID-19 vaccines are being developed, tested and authorised varies between 31% in Germany and 58% in Portugal. In Austria, Denmark, Finland, Germany and the Netherlands, respondents are generally less likely to reply that they would like to receive more information on these topics (and they are more likely to



say they 'don't know' – between 17% and 24%), while the opposite is the case in Bulgaria, Croatia, Cyprus, Lithuania and Portugal. In the latter countries, each of these topics is selected by at least 50% of respondents.

**Q8** On which topics would you like to get more information? Multiple answers allowed.  
(% by country)

	How effective COVID-19 vaccines are	How COVID-19 vaccines are being developed, tested and authorised	How safe COVID-19 vaccines are	The use of COVID-19 vaccines for some specific groups such as children, the elderly or pregnant women	Other	Don't know
EU27 	44	42	41	33	6	15
BE 	45	39	43	28	5	18
BG 	50	56	59	41	4	6
CZ 	49	46	55	37	5	11
DK 	46	35	39	26	5	21
DE 	37	33	31	25	8	24
EE 	44	42	51	34	3	15
IE 	44	48	44	42	5	9
EL 	48	50	56	44	4	5
ES 	50	47	51	39	8	9
FR 	46	44	33	30	5	15
HR 	56	51	55	37	6	7
IT 	42	41	39	34	3	9
CY 	52	57	60	49	4	4
LV 	44	39	47	30	8	12
LT 	53	50	53	21	7	9
LU 	46	42	36	37	15	11
HU 	46	43	47	33	10	13
MT 	46	48	50	32	9	9
NL 	44	35	38	29	10	21
AT 	39	45	35	26	9	17
PL 	41	43	45	33	3	19
PT 	50	58	50	45	3	5
RO 	48	54	57	44	7	6
SI 	48	43	54	37	7	8
SK 	43	45	49	33	7	9
FI 	39	39	39	34	4	19
SE 	47	43	41	28	5	19

Most-frequently selected response shown in **green**

Base: all respondents (n=26 658)

In line with the EU average results, across all countries, a smaller share of respondents would like to receive more information on **the use of COVID-19 vaccines for some specific groups such as children, the elderly or pregnant women**. The proportion selecting this topic varies between 21% in Lithuania to 49% in Cyprus.

## Socio-demographic aspects

Men or women have similar preferences for information about COVID-19 vaccines. The oldest respondents are somewhat more interested in information about how effective COVID-19 vaccines are – 47% of over 54 year-olds are interested in this information, compared to 42% of those aged 15-24, 43% of those aged 25-39 and 40% of those aged 40-54. On the other hand, older respondents are less interested than those in younger age groups in information about how COVID-19 vaccines are being developed, tested and authorised – 40%-41% in the 40-54 and 55+ age categories are interested in this information, compared to 48% of those aged 15-24 and 46% of those aged 25-39. Respondents in the age group 25-39 are more likely to be interested in information about the use of COVID-19 vaccines for some specific groups such as children, the elderly or pregnant women (37% vs 34% of those age 15-24 and 31% of those aged 40-54 or 55+).

Respondents who completed their education aged 20 or above are somewhat more likely than their lower educated counterparts to select each of the topics listed in the survey; for example, 43% of the highest-educated respondents would like more information on how COVID-19 vaccines are being developed, tested and authorised, compared to 39% of respondents who completed their education aged 15 or younger.

There are also some differences to be observed across occupation groups. For example, 45% of the self-employed and 46% of those not working would like more information on how effective COVID-19 vaccines are, compared to 42% of employees and 39% of manual workers.

In terms of place of residence, respondents in more urban areas are the most likely to be interested in more information on COVID-19 vaccines. For example, compared to respondents in rural areas, those living in small/medium-sized towns or large towns / cities slightly more often want information on how safe COVID-19 vaccines are (42%-43% vs 38% in rural areas) or how effective COVID-19 vaccines are (44%-45% vs 41%).

The largest differences, however, are seen in terms of **vaccine acceptance**. For example, 49% of respondents who are vaccine-hesitant would like more information on how safe COVID-19 vaccines are, compared to 41% of the pro-vaccination group and 39% of those against vaccination. Similarly, vaccine-hesitant respondents are more likely to be interested in information about how COVID-19 vaccines are being developed, tested and authorised (53% vs 41% of pro-vaccination respondents and 49% of respondents who are against vaccination). Respondents who are against vaccination are less likely to be interested in information on how effective vaccines are (32% compared to 45% among pro-vaccination respondents and respondents who are vaccine-hesitant) and about the use of COVID-19 vaccines for some specific groups such as children, the elderly or pregnant women (21% vs 32%-34%).

**Q8** On which topics would you like to get more information? Multiple answers possible  
(% by socio-demographics)

	How effective COVID-19 vaccines are	How COVID-19 vaccines are being developed, tested and authorised	How safe COVID-19 vaccines are	The use of COVID-19 vaccines for some specific groups such as children, the elderly or pregnant women	Other	Don't know
EU27	44	42	41	33	6	15
<b>Gender</b>						
Men	45	41	40	32	6	14
Women	43	43	42	33	6	15
<b>Age</b>						
15-24	42	48	39	34	6	12
25-39	43	46	41	37	5	13
40-54	40	41	42	31	7	15
55+	47	40	42	31	6	16
<b>Education</b>						
Up to 15	37	39	39	30	5	17
16-19	44	41	40	30	6	16
20+	45	43	44	35	6	13
Still studying	46	49	40	36	6	11
<b>Occupation</b>						
Self-employed	45	43	42	36	8	11
Employee	42	43	41	34	6	14
Manual worker	39	47	41	33	5	14
Not working	46	42	41	31	6	16
<b>Place of residence</b>						
Rural area or village	41	40	38	31	6	16
Small/medium town	45	42	43	32	6	14
Large town/city	44	44	42	34	6	15
<b>COVID-19 vaccine acceptance</b>						
Pro-vaccination	45	41	41	34	4	15
Vaccine-hesitant	45	53	49	32	10	9
Against-vaccination	32	49	39	21	18	16

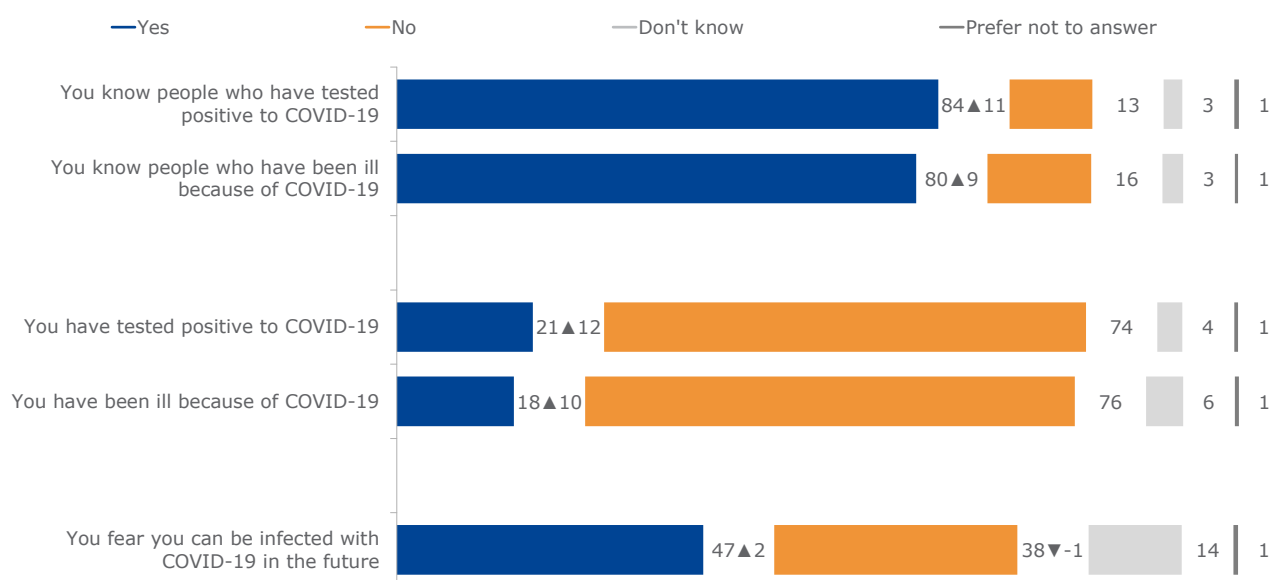
Base: all respondents (n=26 658)

## Section 4. Experiences with COVID-19

To conclude the survey, a question was asked about people's personal experiences with COVID-19. In total, 21% of respondents reply that they have tested positive and 18% that they have been ill because of COVID-19; as expected, these numbers are twice as high as in May 2021. More than eight in ten respondents know people who have tested positive to COVID-19 (84%); a somewhat lower proportion (80%) know people who have been ill because of COVID-19.

Furthermore, 47% of respondents answer that they fear they could get infected with COVID-19 in the future, while 38% reply they do not fear this (a further 14% don't know). These proportions are close to those observed in May 2021.

**Q10** For each of the following statements, please tell me if it applies to you or not. (% - EU27)































▼▲ Evolution 2022-2021 (comparison with Flash Eurobarometer 494, May 2021)  
Base: all respondents (n=26 658)

In all but one of the Member States, over seven in ten respondents know people who have either been ill or tested positive to COVID-19; the exception being Germany. In the latter country, 70% of respondents know people who have tested positive and 64% know people who have been ill. By contrast, 96% of respondents in Luxembourg and 95% in Cyprus and Portugal know people who have tested positive to COVID-19. The highest proportions of respondents who know people who have been ill because of COVID-19 are found in Cyprus (96%), Greece (93%) and Czechia (92%).

Between 10% of respondents in Finland and 36% in Slovenia reply that they have tested positive to COVID-19. Similarly, between 10% of respondents in Finland and 35% of respondents in Czechia answer that they have been ill because of COVID-19.

**Q10** For each of the following statements, please tell me if it applies to you or not. (% Yes)

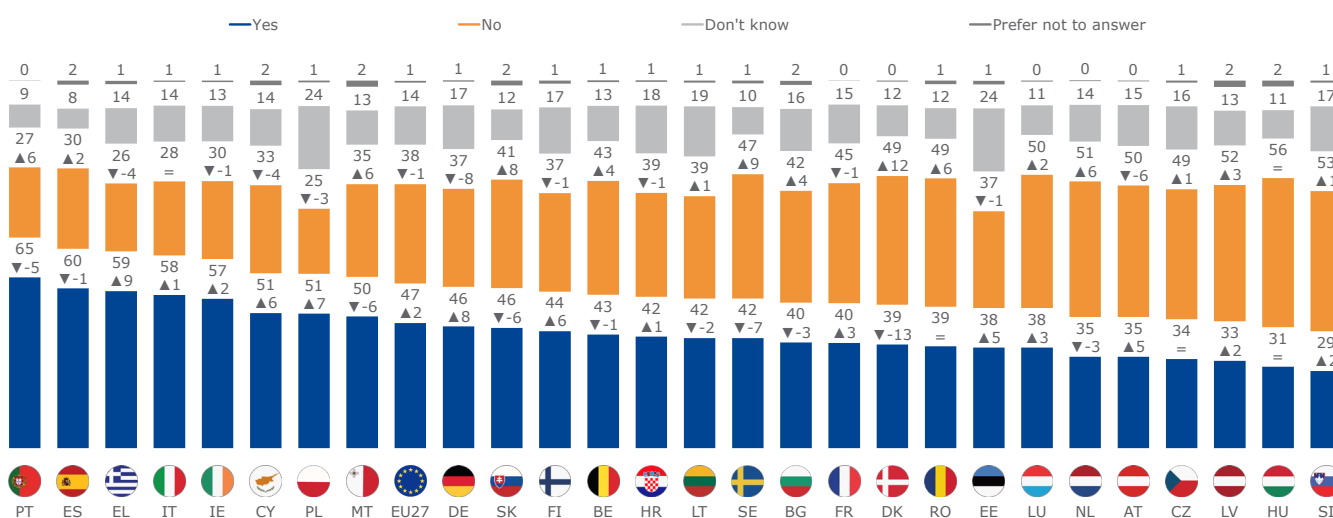
		You know people who have tested positive to COVID-19	You know people who have been ill because of COVID-19	You have tested positive to COVID-19	You have been ill because of COVID-19
EU27		<b>84</b>	<b>80</b>	<b>21</b>	<b>18</b>
BE		90	84	22	17
BG		90	90	28	34
CZ		89	92	31	35
DK		90	81	31	24
DE		70	64	13	12
EE		91	91	28	27
IE		90	77	25	18
EL		88	93	23	21
ES		90	87	25	19
FR		87	81	20	16
HR		94	90	33	30
IT		87	83	17	13
CY		95	96	29	29
LV		87	90	23	25
LT		87	90	33	31
LU		96	88	29	24
HU		87	85	27	26
MT		92	80	15	11
NL		91	86	24	18
AT		84	82	23	20
PL		73	83	24	25
PT		95	76	25	17
RO		88	87	23	22
SI		90	89	36	34
SK		92	75	34	19
FI		78	75	10	10
SE		89	83	27	26

Base: all respondents (n=26 658)

In 14 out of 27 countries, respondents who fear getting infected with COVID-19 in the future outnumber those who do not have this fear. The largest shares worrying about getting infected with COVID-19 in the future are seen in Portugal (65%), followed by Spain (60%) and Greece (59%). In Slovenia and Hungary, on the other hand, only about half as many respondents fear getting infected with COVID-19 in the future (29%-31%). In four countries, a majority of respondents reply that they do not fear they could be infected with COVID-19 in the future: the Netherlands (51%), Latvia (52%), Slovenia (53%) and Hungary (56%).

In most countries, the results for this question are close to those observed in May 2021. There are, however, a few exceptions. For example, in Greece and Germany, there are now more respondents who fear they can be infected with COVID-19 in the future, while in Finland and Sweden, there are now fewer respondents who give this response.

**Q10** For each of the following statements, please tell me if it applies to you or not.  
**You fear you can be infected with COVID-19 in the future (% Yes)**



▼▲ Evolution 2022-2021 (comparison with Flash Eurobarometer 494, May 2021)  
Base: all respondents (n=26 658)

## Socio-demographic aspects

Women are somewhat more likely to report knowing people who have either tested positive to COVID-19 (85% vs 82% for men) or who have been ill due to COVID-19 (83% vs 78%). Women are also somewhat more likely to fear getting infected with COVID-19 in the future – 50% of women fear this, compared to 45% of men.

Younger respondents are more likely than older respondents to report that they have tested positive to or have been ill because of COVID-19. For example, 32% of those aged 15-24 reply that they have tested positive to COVID-19; a figure that decreases to 22% for those aged 40-54 and 13% of those aged 55+. Compared to respondents in other age groups, those in the 40-54 age group are somewhat more likely to know people who have tested or who have been ill because of COVID-19. For example,

86% of respondents aged 40-54 know people who have tested positive, in contrast with 81% of those aged 15-24 or 55+ and 82% of those aged 25-39. Fear of a future infection with COVID-19 is higher in the age groups above 25 than in the youngest age group (47%-51% vs 39% in the youngest age group).

In line with the results for age, respondents still in education are more likely to report having tested positive to COVID-19 or having been ill because of COVID-19 than those no longer in education. Moreover, the longer respondents have been in education, the more likely they are to have tested positive to COVID-19 or have been ill because of COVID-19. For example, 30% of respondents who are still studying report they have tested positive to COVID-19, compared to 17%-19% of those who completed their education aged 15 or below or aged 16-19, and 23% of those who completed their education aged 20+. Respondents who are still studying are less likely to fear getting infected with COVID-19 in the future compared to those who completed their education (44% vs 46%-50% for those who completed their education).

Compared to respondents in employment, those who are not working are less likely to report that they have tested positive for or have been ill because of COVID-19. For example, 16% of those who are not working report they have tested positive to COVID-19, compared to 23% of manual workers, 26% of employees and 25% of self-employed respondents.

Manual workers are less likely than respondents in other employment groups and those not working to know people who have tested positive to or have been ill because of COVID-19. For example, 72% of manual workers know people who have tested positive to COVID-19; in contrast to 83%-86% of the self-employed, employees and those not working. Manual workers also have less fear for a future infection with COVID-19 – 41% of manual workers are afraid of such an infection vs 45%-50% in all other occupation groups.

Place of residence (subjective urbanisation) has no significant relationship to respondents' likelihood to report that they have they have tested positive for or have been ill because of COVID-19. It also does not seem to be related to the fear of being infected in the future.

Compared to respondents who **are vaccine-hesitant or against vaccination**, respondents who are pro-vaccination are more likely to know someone who has either tested positive to COVID-19 (85% vs 78%-79%) or has been ill due to COVID-19 (81% vs 77%-74%). Respondents who are pro-vaccination, however, are less likely to report that they have been ill because of COVID-19 (17%, compared to 27% for those who are vaccine-hesitant and 23% for those who reject the vaccine) and they are also less likely to report having tested positive to COVID-19 (20% vs 25%-31%). Fear of a future infection with COVID-19 is, nonetheless, more prevalent among those who are pro-vaccination (53%), compared to vaccine-hesitant respondents (29%) and respondents who are against vaccination (11%).

**Q10** For each of the following statements, please tell me if it applies to you or not.  
(% **Yes** by socio-demographics)





























	You know people who have tested positive to COVID-19	You know people who have been ill because of COVID-19	You have tested positive to COVID-19	You have been ill because of COVID-19	You fear you can be infected with COVID-19 in the future
EU27	84	80	21	18	47
<b>Gender</b>					
Men	82	78	22	18	45
Women	85	83	20	18	50
<b>Age</b>					
15-24	81	79	32	27	39
25-39	82	81	29	26	47
40-54	86	82	22	19	47
55+	84	79	13	10	51
<b>Education (age when completed)</b>					
Up to 15	75	72	19	15	48
16-19	83	78	17	14	46
20+	87	85	23	20	50
Still studying	86	81	30	25	44
<b>Occupation</b>					
Self-employed	84	81	25	25	45
Employee	86	83	26	23	46
Manual worker	72	69	23	20	41
Not working	83	79	16	13	50
<b>Place of residence</b>					
Rural area or village	83	79	21	18	46
Small/medium-sized town	84	80	20	17	48
Large town/city	84	82	22	19	48
<b>COVID-19 vaccine acceptance</b>					
Pro-vaccination	85	81	20	17	53
Vaccine-hesitant	78	77	31	27	29
Against-vaccination	79	74	25	23	11

Base: all respondents (n=26 658)



## Technical specifications

Between 7 and 15 February 2022, Ipsos European Public affairs carried out the Flash Eurobarometer 505 at the request of the European Commission, Directorate-General for Communication. It is a general public survey coordinated by the Directorate-General for Communication, "Media monitoring and Eurobarometer" Unit. This Flash Eurobarometer covers the population of EU citizens, residents in one of the 27 Member States of the EU and aged 15 years and over.

	Number of interviews	Fieldwork dates	Population 15+ (absolute number)	Population 15+ (as % of EU27 population)
EU27 	<b>26 658</b>	<b>7.2.2022-15.2.2022</b>	<b>379 697 871</b>	<b>100%</b>
BE 	1 017	7.2.2021-11.2.2022	9 580 326	2.52%
BG 	1 020	7.2.2021-10.2.2022	5 949 224	1.57%
CZ 	1 009	7.2.2021-10.2.2021	8 983 737	2.37%
DK 	1 034	7.2.2021-10.2.2022	4 869 645	1.28%
DE 	1 111	7.2.2021-9.2.2022	71 775 452	18.90%
EE 	1 013	7.2.2021-15.2.2022	1 110 274	0.29%
IE 	1 091	7.2.2021-12.2.2022	3 958 375	1.04%
EL 	1 008	7.2.2021-10.2.2022	9 191 046	2.42%
ES 	1 134	7.2.2021-13.2.2022	40 455 461	10.65%
FR 	1 068	7.2.2021-8.2.2022	55 281 445	14.56%
HR 	1 018	7.2.2021-10.2.2022	3 476 694	0.92%
IT 	1 186	7.2.2021-10.2.2022	51 913 934	13.67%
CY 	513	7.2.2021-15.2.2022	745 621	0.20%
LV 	1 010	7.2.2021-14.2.2022	1 602 487	0.42%
LT 	1 036	7.2.2021-11.2.2022	2 371 346	0.62%
LU 	507	7.2.2021-10.2.2022	526 031	0.14%
HU 	1 078	7.2.2021-14.2.2022	8 348 190	2.20%
MT 	506	7.2.2021-10.2.2022	445 406	0.12%
NL 	1 023	7.2.2021-11.2.2022	14 681 486	3.87%
AT 	1 028	7.2.2021-9.2.2022	7 618 004	2.01%
PL 	1 014	7.2.2021-11.2.2022	32 096 067	8.45%
PT 	1 010	7.2.2021-11.2.2022	8 898 924	2.34%
RO 	1 056	7.2.2021-15.2.2022	16 297 460	4.29%
SI 	1 055	7.2.2021-12.2.2022	1 780 059	0.47%
SK 	1 020	7.2.2021-9.2.2022	4 594 153	1.21%
FI 	1 040	7.2.2021-10.2.2022	4 654 256	1.23%
SE 	1 053	7.2.2021-14.2.2022	8 492 768	2.24%

All interviews were carried via **Computer-Assisted Web Interviewing (CAWI)**, using Ipsos online panels and their partner network. Respondents were selected from online access panels, groups of pre-recruited individuals who have agreed to take part in research. **Sampling quota** were set based on age (15-24 year-olds, 25-34 year-olds, 35-44 year-olds, 45-54 year-olds, 55-64 year-olds and 65+ year-olds), gender and geographic region (NUTS1, NUTS2 or NUTS 3, depending on the size of the country and the number of NUTS regions).

## Margin of error

Survey results are subject to sampling tolerances. The “margin of error” quantifies uncertainty about (or confidence in) a survey result. As a general rule, the more interviews conducted (sample size), the smaller the margin of error. A sample of 500 will produce a margin of error of not more than 4.4 percentage points, and a sample of 1 000 will produce a margin of error of not more than 3.1 percentage points.

### Statistical margins due to sampling tolerances (at the 95% level of confidence)

various sample sizes are in rows various observed results are in columns

	5%	10%	25%	50%	75%	90%	95%
n=50	±6.0	±8.3	±12.0	±13.9	±12.0	±8.3	±6.0
n=100	±4.3	±5.9	±8.5	±9.8	±8.5	±5.9	±4.3
n=200	±3.0	±4.2	±6.0	±6.9	±6.0	±4.2	±3.0
n=500	±1.9	±2.6	±3.8	±4.4	±3.8	±2.6	±1.9
n=1000	±1.4	±1.9	±2.7	±3.1	±2.7	±1.9	±1.4
n=1500	±1.1	±1.5	±2.2	±2.5	±2.2	±1.5	±1.1
n=2000	±1.0	±1.3	±1.9	±2.2	±1.9	±1.3	±1.0

## Questionnaire

	ASK ALL	
<b>Q1a</b>	<b>Have you been vaccinated against COVID-19 (coronavirus)?</b> (ONE ANSWER ONLY)	
	Yes	1
	No	2
	Prefer not to answer	999
	ASK IF Q1a=1	
<b>Q1b_a</b>	<b>And when would you like to get a booster dose [INFO BUTTON] against COVID-19 (coronavirus)?</b> INFO BUTTON TEXT: A COVID-19 booster dose is given when a person has completed their vaccine series (after the two-dose or single-dose primary shots) in order to increase protection against the virus when it has started to decrease over time. (ONE ANSWER ONLY)	
	I have already received a booster dose	1
	As soon as possible	2
	Some time in 2022	3
	Later	4
	Never	5
	Don't know	998
	Prefer not to answer	999
	ASK IF Q1a=2	
<b>Q1b_b</b>	<b>And when would you like to get vaccinated against COVID-19 (coronavirus)?</b> (ONE ANSWER ONLY)	
	As soon as possible	1
	Some time in 2022	2
	Later	3
	Never	4
	Don't know	998
	Prefer not to answer	999
	ASK IF Q1a = 1 OR (Q1a=2 AND Q1b_b=1 or 2)	
<b>Q2a</b>	<b>Here is a list of possible reasons for getting vaccinated against COVID-19. For each of them, please indicate how important it is/it was in your own decision.</b> (ONE ANSWER PER LINE)	
Q2a_1	<b>The COVID-19 vaccine can help put an end to the pandemic</b>	
Q2a_2	<b>The COVID-19 vaccine can protect me from severe forms of disease, hospitalisation and death</b>	
Q2a_3	<b>The COVID-19 vaccine can protect my relatives and others from severe forms of disease, hospitalisation and death</b>	
Q2a_4	<b>The COVID-19 vaccine can make it possible for me to resume a more normal professional life</b>	
Q2a_5	<b>The COVID-19 vaccine can make it possible for me to travel</b>	

Q2a_6	<b>The COVID-19 vaccine can make it possible for me to meet family and friends</b>	
Q2a_7	<b>The COVID-19 vaccine can make it possible for me to go to places such as restaurants, cinemas or sports facilities</b>	
	(RESPONSE SCALE)	
	Very important	1
	Rather important	2
	Rather not important	3
	Not important at all	4
	Don't know	998

ASK IF Q1 = 3 OR 4

**Q2b Here is a list of possible reasons for not getting vaccinated soon against COVID-19. For each of them, please indicate how important it is in your own decision.**

(ONE ANSWER PER LINE)

Q2b_1	<b>I think that the COVID-19 pandemic will be over soon</b>	
Q2b_2	<b>I think that the risk of being infected with COVID-19 is very low or inexistent in my case</b>	
Q2b_3	<b>I think that the risk posed by COVID-19 in general is exaggerated</b>	
Q2b_4	<b>I am worried about the side effects of COVID-19 vaccines</b>	
Q2b_5	<b>I think that COVID-19 vaccines have not been sufficiently tested yet</b>	
Q2b_6	<b>I don't think that COVID-19 vaccines are effective</b>	
Q2b_7	<b>I am against vaccines in general</b>	
	(RESPONSE SCALE)	
	Very important	1
	Rather important	2
	Rather not important	3
	Not important at all	4
	Don't know	998

ASK ALL

**Q3 Which of the following statements correspond to what you think? You would be more eager to get vaccinated against COVID-19 if...Please tick all answers that apply**

(SEVERAL ANSWERS POSSIBLE) (RANDOMISE 1 to 8)

	I see more people around me doing it	1
	More people have already been vaccinated and we see that it works and that there are no major side-effects	2
	I see that there are more serious forms of COVID-19 among people who are not vaccinated	3
	The people that recommend the vaccines are vaccinated themselves	4
	My doctor(s) recommend(s) me to do so	5
	Vaccines are developed in the European Union	6
	There is full clarity on how vaccines are being developed, tested and authorised	7
	I am already very eager to get vaccinated	8
	None, I won't get vaccinated anyway	9
	Don't know	998

ASK ALL

**Q4 To what extent do you agree or disagree with each of the following statements?**

(ONE ANSWER PER LINE) (RANDOMISE ITEMS 1 to 7)

Q4_1	<b>All in all, benefits of COVID-19 vaccines outweigh possible risks</b>	
Q4_2	<b>I believe vaccines authorised in the European Union are safe</b>	
Q4_3	<b>COVID-19 vaccines are being developed, tested and authorised too quickly to be safe</b>	
Q4_4	<b>COVID-19 vaccines could have long term side-effects that we do not know yet</b>	
Q4_5	<b>Vaccines are the only way to end the pandemic</b>	
Q4_6	<b>I do not understand why people are reluctant to get vaccinated</b>	
Q4_7	<b>Serious diseases have disappeared thanks to vaccines</b>	

(RESPONSE SCALE)

Totally agree	1
Tend to agree	2
Tend to disagree	3
Totally disagree	4
Don't know	998

ASK ALL

**Q5 To what extent do you agree or disagree with each of the following statements?**

(ONE ANSWER PER LINE) (RANDOMISE ITEMS 1 to 5)

Q5_1	<b>I can avoid being infected by COVID-19 without being vaccinated</b>	
Q5_2	<b>Public authorities are not sufficiently transparent about COVID-19 vaccines</b>	
Q5_3	<b>Everyone should get vaccinated against COVID-19, it is a civic duty</b>	
Q5_4	<b>COVID-19 vaccination should be compulsory</b>	
Q5_5	<b>The European Union is playing a key role in ensuring that we can have access to COVID-19 vaccines in (OUR COUNTRY)</b>	

(RESPONSE SCALE)

Totally agree	1
Tend to agree	2
Tend to disagree	3
Totally disagree	4
Don't know	998

	ASK ALL	
<b>Q6</b>	<b>To what extent do you agree or disagree with each of the following statements?</b>	
	(ONE ANSWER PER LINE) (RANDOMISE ITEMS 1 to 4)	
Q6_1	<b>It is difficult to find information that I can trust about COVID-19 and vaccines</b>	
Q6_2	<b>It is good to vaccinate children against COVID-19</b>	
Q6_3	<b>It is acceptable to restrict access to some events or places for people who refuse to get vaccinated</b>	
Q6_4	<b>To put an end to the pandemic, it is crucial that all countries in the world can have access to vaccines</b>	
	(RESPONSE SCALE)	
	Totally agree	1
	Tend to agree	2
	Tend to disagree	3
	Totally disagree	4
	Don't know	998
	ASK ALL	
<b>Q7</b>	<b>Among the following sources, which ones would you trust more to give you reliable information on COVID-19 vaccines?</b>	
	(SEVERAL ANSWERS POSSIBLE) (RANDOMISE 1-9)	
	The European Union	1
	The (NATIONALITY) government	2
	The (NATIONALITY) health authorities	3
	The regional or local public authorities	4
	Health professionals, doctors, nurses and pharmacists	5
	Media (television, radio, newspapers)	6
	Websites	7
	Online social networks	8
	People around you (colleagues, friends and family)	9
	Don't know	998
	ASK ALL	
<b>Q8</b>	<b>On which topics would you like to get more information?</b>	
	(SEVERAL ANSWERS POSSIBLE) (RANDOMISE 1 to 4)	
	How COVID-19 vaccines are being developed, tested and authorised	1
	How safe COVID-19 vaccines are	2
	How effective COVID-19 vaccines are	3
	The use of COVID-19 vaccines for some specific groups such as children, the elderly or pregnant women	
	Other	4
	Don't know	998

	ASK ALL	
<b>Q9</b>	<b>Thinking about the way the following institutions have handled the vaccination strategy, would you say you are...</b>	
	(ONE ANSWER PER LINE)	
Q8_1	<b>the (NATIONALITY) government</b>	
Q8_2	<b>the European Union</b>	
	(RESPONSE SCALE)	
	Very satisfied	1
	Fairly satisfied	2
	Fairly dissatisfied	3
	Not satisfied at all	4
	Don't know	998
	ASK ALL	
<b>Q10</b>	<b>For each of the following statements, please tell me if it applies to you or not.</b>	
	(ONE ANSWER PER LINE)	
Q9_1	<b>You know people who have tested positive to COVID-19</b>	
Q9_2	<b>You know people who have been ill because of COVID-19</b>	
Q9_3	<b>You have tested positive to COVID-19</b>	
Q9_4	<b>You have been ill because of COVID-19</b>	
Q9_5	<b>You fear you can be infected with COVID-19 in the future</b>	
	(RESPONSE SCALE)	
	Yes	1
	No	2
	Don't know	998
	Prefer not to answer	999
	ASK ALL	
<b>SD1</b>	<b>For each of the following statements, please tell me if it applies to you or not.</b>	
	(ONE ANSWER PER LINE)	
SD1_1	<b>You have been vaccinated as a child</b>	
SD1_2	<b>You have been vaccinated as an adult (e.g. against yellow fever, tetanus, etc.)</b>	
	(RESPONSE SCALE)	
	Yes	1
	No	2
	Don't know	998
	Prefer not to answer	999

ASK ALL  
**SD2 To what extent do you agree or disagree with the following statements about vaccines in general:**

(ONE ANSWER PER LINE)

SD2\_1 **Vaccines are safe**

SD2\_2 **Vaccines are effective**

(RESPONSE SCALE)





























Totally agree	1
Tend to agree	2
Tend to disagree	3
Totally disagree	4
Don't know	998































## **Data annex**

---

Q1a Have you been vaccinated against COVID-19 (coronavirus)?





























	Yes	No	Prefer not to answer
EU27 	86	13	1
BE 	92	7	1
BG 	45	52	3
CZ 	75	24	1
DK 	91	8	0
DE 	90	9	0
EE 	76	24	0
IE 	91	9	1
EL 	83	16	2
ES 	97	3	1
FR 	88	11	1
HR 	68	30	1
IT 	93	7	1
CY 	81	17	2
LV 	77	20	3
LT 	80	19	1
LU 	80	16	3
HU 	75	24	1
MT 	92	6	2
NL 	89	10	1
AT 	84	15	2
PL 	74	25	2
PT 	94	5	1
RO 	70	28	3
SI 	69	30	2
SK 	64	35	1
FI 	88	10	1
SE 	90	9	1

Q1b\_a And when would you like to get a booster dose against COVID-19 (coronavirus)?

		I have already received a booster dose	As soon as possible	Some time in 2022	Later	Never	Don't know	Prefer not to answer
EU27		76	9	8	2	3	2	0
BE		87	4	3	2	3	2	0
BG		43	19	25	6	2	4	0
CZ		64	9	15	3	5	4	0
DK		79	7	7	2	3	3	0
DE		79	11	6	1	2	1	0
EE		60	5	14	4	12	6	0
IE		75	10	8	1	4	2	0
EL		72	9	9	5	3	1	1
ES		71	11	10	1	2	4	1
FR		84	6	4	1	3	2	0
HR		49	9	24	7	5	7	1
IT		83	6	5	2	2	1	0
CY		73	9	8	5	3	2	0
LV		52	7	14	5	17	5	1
LT		62	6	12	5	8	6	1
LU		84	4	3	2	5	2	0
HU		70	5	11	4	5	4	1
MT		83	6	2	1	6	2	0
NL		75	7	9	1	5	4	0
AT		79	8	7	1	3	2	0
PL		63	10	17	2	3	5	0
PT		71	12	9	4	2	2	0
RO		72	8	11	2	4	4	0
SI		54	11	17	4	8	5	1
SK		63	7	17	6	4	4	1
FI		76	8	8	3	3	3	0
SE		67	12	14	2	1	3	0

Q1b\_b And when would you like to get vaccinated against COVID-19 (coronavirus)?





























*Caution should be exercised when interpreting the data due to low base size in most countries (<100)*

		As soon as possible	Some time in 2022	Later	Never	Don't know	Prefer not to answer
EU27		4	8	8	61	18	2
BE		2	4	6	65	23	0
BG		3	10	13	55	16	3
CZ		1	8	7	66	17	1
DK		3	8	5	59	25	0
DE		5	10	7	63	14	1
EE		3	3	8	66	18	2
IE		7	15	3	65	10	1
EL		1	10	15	54	19	2
ES		6	2	10	66	16	2
FR		6	5	8	64	16	1
HR		2	13	9	59	15	2
IT		8	5	4	64	16	3
CY		2	6	11	49	24	9
LV		3	6	8	66	13	4
LT		1	4	8	70	14	3
LU		5	1	11	74	5	3
HU		1	6	3	73	14	2
MT		0	0	2	77	18	3
NL		3	7	5	66	17	2
AT		6	7	11	57	18	2
PL		2	8	7	51	29	2
PT		0	3	43	44	9	0
RO		2	12	10	60	15	1
SI		1	5	9	71	14	1
SK		1	6	8	67	17	1
FI		8	13	9	54	15	0
SE		3	4	7	62	25	0





























## Q1 (derived variable)

Have you been vaccinated against COVID-19 (coronavirus)?

And when would you like to get a booster dose against COVID-19 (coronavirus)?

		Yes, and I already received a booster dose	Yes, and I would like to receive a booster dose as soon as possible	Yes, and I would like to receive a booster dose in 2022 or later	Yes, but I do not want to receive a booster dose	No, but I would like to get vaccinated as soon as possible	No, but I would like to get vaccinated in 2022 or later	No and I never want to get vaccinated	Don't know or prefer not to say
EU27		66	7	9	2	1	2	8	6
BE		81	3	4	3	0	1	5	4
BG		19	9	14	1	2	12	29	15
CZ		48	7	13	4	0	4	16	8
DK		72	6	8	3	0	1	5	5
DE		71	10	6	2	1	2	6	3
EE		45	4	14	9	1	3	16	10
IE		68	9	8	3	1	2	6	4
EL		60	8	11	2	0	4	8	7
ES		69	11	11	2	0	0	2	5
FR		74	5	4	3	1	1	7	5
HR		33	6	21	3	1	7	18	12
IT		77	6	7	2	1	1	4	3
CY		59	8	10	3	0	3	9	9
LV		40	6	14	13	1	3	13	11
LT		49	5	14	7	0	2	13	10
LU		68	3	5	4	1	2	12	6
HU		53	4	12	4	0	2	18	8
MT		77	6	2	6	0	0	5	5
NL		67	6	9	4	0	1	7	7
AT		66	7	7	2	1	3	8	6
PL		47	7	14	2	1	4	13	13
PT		67	12	12	1	0	2	2	3
RO		50	5	9	3	1	6	17	10
SI		37	8	15	6	0	4	21	10
SK		40	4	14	2	1	5	24	10
FI		67	7	10	2	1	2	6	6
SE		60	11	15	1	0	1	6	6

Q1 (derived variables) COVID-19 vaccine Acceptance

	Vaccinated against COVID-19 and got booster dose or wants to get it	Vaccinated against COVID-19, but does not want booster dose + Not yet vaccinated against COVID-19, but want to get vaccinated in the future	Not vaccinated against COVID-19 and will not get vaccinated in the future	Don't know or prefer not to say
EU27 	82	5	8	6
BE 	88	3	5	4
BG 	42	14	29	15
CZ 	69	8	16	8
DK 	86	4	5	5
DE 	88	4	6	3
EE 	62	12	16	10
IE 	85	5	6	4
EL 	78	6	8	7
ES 	90	3	2	5
FR 	83	5	7	5
HR 	60	10	18	12
IT 	90	3	4	3
CY 	77	6	9	9
LV 	60	16	13	11
LT 	68	9	13	10
LU 	75	7	12	6
HU 	68	6	18	8
MT 	84	6	5	5
NL 	81	6	7	7
AT 	80	6	8	6
PL 	68	6	13	13
PT 	91	4	2	3
RO 	64	9	17	10
SI 	59	10	21	10
SK 	59	8	24	10
FI 	83	5	6	6
SE 	86	3	6	6

Q2a\_1 Here is a list of possible reasons for getting vaccinated against COVID-19. For each of them, please indicate how important it is/it was in your own decision.















**The COVID-19 vaccine will help put an end to the pandemic**

		Very important	Rather important	Rather not important	Not important at all	Don't know
EU27		60▼-8	29▲2	6▲3	3▲2	2▲1
BE		53▼-15	33▲6	6▲3	4▲3	5▲3
BG		51▼-11	39▲6	8▲5	1▲1	1=
CZ		54▼-16	34▲8	6▲3	4▲3	2▲2
DK		67▼-8	25▲6	6▲1	2▲1	1=
DE		65▼-7	26▲3	5▲2	3▲2	1=
EE		47▼-22	33▲7	11▲8	6▲6	2▲1
IE		74▼-6	19▲2	4▲2	1▲1	1▲1
EL		62▼-4	26▼-3	7▲3	3▲3	3▲2
ES		74▼-7	21▲5	3▲2	1▲1	1▼-1
FR		40▼-14	42▲2	8▲5	6▲6	3▲2
HR		52▼-14	38▲8	7▲5	1=	3▲2
IT		67▼-3	26=	3▲2	3▲1	1=
CY		67▼-3	22▼-3	6▲5	3▲1	2▼-1
LV		26▼-6	37▼-10	21▲5	13▲9	3▲2
LT		53▼-17	32▲8	7▲5	4▲4	3=
LU		60▼-10	24▲2	6▲4	7▲5	3▼-1
HU		46▼-15	40▲9	7▲3	4▲3	3▲1
MT		66▼-10	18▼-3	5▲3	6▲6	5▲3
NL		61▼-12	27▲4	7▲5	2▲1	3▲2
AT		67▼-5	20▼-2	7▲3	4▲4	1=
PL		45▼-1	35▼-4	14▲6	2▲1	5▼-1
PT		70▼-4	25▲1	3▲3	1=	1▲1
RO		68▼-8	25▲4	3▲2	2▲2	1=
SI		51▼-3	34▲1	7=	5▲1	3▲1
SK		49▼-15	37▲7	9▲5	3▲1	3▲2
FI		64▼-3	26=	6▲2	3▲2	1=
SE		69▼-12	23▲7	5▲3	1=	1▲1

Q2a\_2 Here is a list of possible reasons for getting vaccinated against COVID-19. For each of them, please indicate how important it is/it was in your own decision.

**The COVID-19 vaccine can protect me from severe forms of disease, hospitalisation and death\***





























\* 'from severe forms of disease, hospitalization and death' added in 2022 (Flash EB 494: 'will protect me.')

		Very important	Rather important	Rather not important	Not important at all	Don't know
EU27		69▲9	23▼-8	4▼-1	2=	1▼-1
BE		62▲8	28▼-4	3▼-4	3=	3▼-1
BG		62▲5	32▼-4	5▼-1	1=	1▼-1
CZ		69▲5	24▼-3	4▼-2	2=	1=
DK		64▼-2	26▲1	7=	3▲1	1=
DE		73▲2	20▼-4	4=	2▲1	1=
EE		59▼-1	28▼-4	6=	5▲3	3▲1
IE		77▲2	18▼-1	3=	2=	1▼-1
EL		67▲4	23▼-8	6▲2	2▲1	2▲1
ES		80▲8	17▼-5	2▼-2	1=	1=
FR		59▲23	30▼-14	5▼-4	4▼-2	2▼-3
HR		64▲2	29▼-4	5▲2	2▲1	1▼-1
IT		75▲12	19▼-12	2=	2▲1	1=
CY		72▲8	21▼-8	3▼-1	3▲2	2=
LV		38▲10	34▼-12	18=	8▲3	3=
LT		64=	26▼-1	4=	3▲2	2▼-1
LU		73▲24	16▼-17	6▼-3	5▼-1	2▼-4
HU		59▲10	31▼-5	5▼-1	3▼-2	2▼-2
MT		69▲1	17▼-8	5=	6▲5	4▲2
NL		64▲2	26▼-7	5▲1	3▲2	2▲1
AT		75▲10	15▼-12	6▲1	4▲3	1▼-1
PL		58▲19	31▼-11	7▼-4	3▼-1	2▼-3
PT		78▲13	18▼-14	3▲1	1=	1=
RO		77▲7	19▼-6	2▼-1	3▲1	1▼-1
SI		62▲12	29▼-9	5▼-4	3▲1	1▼-1
SK		66▲3	28▼-2	5=	1=	1▼-1
FI		72▲9	21▼-7	5=	2=	1▼-1
SE		73▲8	20▼-5	5▼-2	2=	1▼-1



Q2a\_3 Here is a list of possible reasons for getting vaccinated against COVID-19. For each of them, please indicate how important it is/it was in your own decision.  
**The COVID-19 vaccine can protect my relatives and others from severe forms of disease, hospitalisation and death\***

\* 'from severe forms of disease, hospitalization and death' added in 2022 (Flash EB 494: 'will protect my relatives and others').

		Very important	Rather important	Rather not important	Not important at all	Don't know
EU27		68▲1	24▼-3	4▲1	2▲1	1=
BE		64▼-1	27▲1	3▼-1	3▲1	3=
BG		63▼-3	31▲2	5▲1	1=	1=
CZ		65▼-5	27▲3	4=	4▲2	1=
DK		70▼-4	22▲3	5=	2▲1	1=
DE		68▼-3	24▲2	5▲1	3▲1	1=
EE		57▼-7	29▼-3	6▲4	5▲4	3▲2
IE		80▼-1	15=	2=	1=	1▼-1
EL		68▼-2	23▼-1	5=	2▲1	2▲1
ES		80▼-1	18▲1	2▲1	0=	1=
FR		58▲9	30▼-10	5=	4▲2	2▼-1
HR		64▼-4	30▲2	3▲2	2▲1	1▲1
IT		72▲3	22▼-5	3▲1	2▲1	1▼-1
CY		72▼-2	19▼-2	6▲4	3▲1	1▼-2
LV		36▲6	36▼-9	18▲1	8▲1	3=
LT		64▼-7	27▲5	4▲1	3▲1	3=
LU		68▲7	20▼-7	5=	5▲2	3▼-2
HU		58▲2	31▼-3	5▲1	3=	3=
MT		70▼-11	17▲3	4▲2	5▲4	4▲2
NL		69▼-2	24▼-1	3=	2▲1	3▲2
AT		70=	19▼-5	6▲2	3▲3	2=
PL		56▲15	32▼-12	8▼-1	2=	3▼-2
PT		79▲7	18▼-8	3▲1	1=	1=
RO		74▼-3	21▲2	3=	2▲1	1=
SI		62▲4	29▼-3	5▼-2	3▲1	1=
SK		65▼-5	28▲4	5▲1	2▲1	1=
FI		72▲3	21▼-3	4=	2▲1	1=
SE		76▼-4	18▲2	3▲1	2▲2	1=

Q2a\_4 Here is a list of possible reasons for getting vaccinated against COVID-19. For each of them, please indicate how important it is/it was in your own decision.

**The COVID-19 vaccine can make it possible for me to resume a more normal professional life**

		Very important	Rather important	Rather not important	Not important at all	Don't know
EU27		47▼-3	32▲1	11▲1	8=	3=
BE		37▼-11	38▲7	11▲2	9▲1	5▲1
BG		49▼-7	38▲7	11▲1	2▼-1	1▼-1
CZ		48▼-15	35▲9	10▲2	5▲2	2▲1
DK		45▼-5	30▲4	13▲3	8▼-2	4▲1
DE		42▼-4	28▲1	16▲3	11▼-1	3=
EE		40▼-8	39▲9	12▼-4	8▲2	2▲2
IE		61▼-3	25=	8▲1	5▲1	1=
EL		56▼-4	29▼-4	9▲3	5▲4	2▲1
ES		55▼-4	30▲6	8=	5▼-2	2=
FR		32▼-6	39▲4	13▲2	12▲1	4▼-1
HR		53▼-8	37▲7	6=	3=	1=
IT		57▲5	30▼-4	7▼-2	4=	2=
CY		62▼-9	24▲1	8▲5	4▲2	2▲2
LV		28▲2	37▼-9	20▲2	12▲6	3▼-1
LT		45▼-11	36▲10	11▲1	6=	1▼-1
LU		46▼-5	29▲5	12=	12▲3	1▼-4
HU		38▼-8	38▲1	14▲4	6▲2	4▲2
MT		55▼-6	22▼-6	9▲3	11▲7	4▲2
NL		47▼-9	33=	12▲6	5▲2	3▲1
AT		46▼-8	29▲5	14▲3	9▲1	3=
PL		42▲5	33▼-8	11▼-1	9▲2	5▲2
PT		58▲3	34▼-1	5▼-2	3▲1	0▼-1
RO		65▼-5	26▲4	5▼-1	3▲1	2▲1
SI		54▲3	34▼-4	8=	4▲1	1▲1
SK		49▼-13	39▲9	8▲2	4▲3	1=
FI		40▲2	28▼-2	17=	13▲2	3▼-1
SE		52▼-2	27▲2	12▲1	7=	3▼-1

Q2a\_5 Here is a list of possible reasons for getting vaccinated against COVID-19. For each of them, please indicate how important it is/it was in your own decision.

**The COVID-19 vaccine can make it possible for me to travel**

		Very important	Rather important	Rather not important	Not important at all	Don't know
EU27		46▼-3	33▼-1	13▲1	7▲2	1=
BE		35▼-7	38▲3	16▲2	9▲1	2▲1
BG		48▼-2	37▲5	13▼-3	2=	0=
CZ		45▼-8	35▲4	14▲3	5▲1	1=
DK		41▼-4	32▲3	16=	10=	1▲1
DE		43▼-4	31▼-1	15▲1	10▲4	1=
EE		40▼-3	30▼-1	19=	10▲3	1▲1
IE		57▲3	29▼-2	9▼-2	4=	1▲1
EL		61▲4	28▼-5	9=	3▲1	0=
ES		52▼-5	33▲2	11▲1	3▲2	1▲1
FR		37▼-4	36▼-3	15▲2	11▲5	1=
HR		49=	38▲1	10▲1	3▼-1	0=
IT		54▲2	33▼-3	9▼-1	4▲2	1=
CY		68▲2	23▼-3	6=	4▲2	0=
LV		30▼-5	41▲3	17▼-1	9▲4	3▼-1
LT		46▼-10	33▲4	14▲3	7▲3	1=
LU		51▼-5	31▲2	11▲2	6▲2	1▼-1
HU		38▼-5	35=	16▲1	9▲3	2▲1
MT		63▲5	20▼-7	9▲2	8▲1	1=
NL		39▼-3	37▲3	16=	7▲2	1=
AT		54▼-1	28=	11▲1	6=	1=
PL		44▼-3	36▼-3	14▲5	4▲2	2▼-1
PT		47▲1	40=	10=	2▼-1	0▼-1
RO		66▼-5	27▲4	5▲1	2=	1=
SI		45▼-3	38▲2	12▼-2	5▲2	1=
SK		41▼-12	40▲7	13▲4	5▲1	1=
FI		45▲6	31=	16▼-6	8=	1=
SE		46▲1	30▼-3	17▲2	6=	1=

Q2a\_6 Here is a list of possible reasons for getting vaccinated against COVID-19. For each of them, please indicate how important it is/it was in your own decision.

**The COVID-19 vaccine can make it possible for me to meet family and friends**

		Very important	Rather important	Rather not important	Not important at all	Don't know
EU27		58▼-7	32▲3	7▲2	3▲2	1=
BE		52▼-15	37▲11	6▲2	3▲2	2▲1
BG		53▼-8	38▲7	8▲2	1=	1=
CZ		55▼-12	34▲8	5▲1	5▲3	1=
DK		62▼-5	28▲4	6▲1	2=	2▲1
DE		56▼-10	34▲7	6▲2	4▲2	1=
EE		47▼-14	33▲5	12▲4	7▲4	2▲1
IE		71▼-4	21▼-1	5▲3	3▲2	1▲1
EL		67▲2	23▼-6	7▲3	3▲2	0▼-1
ES		67▼-8	26▲6	4▲1	2▲1	1=
FR		51▼-8	35▲2	9▲4	4▲3	1=
HR		55▼-7	36▲4	7▲2	2▲1	0=
IT		62▼-1	31▼-2	5▲2	2▲1	1=
CY		68▼-1	20▼-4	7▲3	4▲2	0=
LV		28▼-7	38▼-10	21▲9	12▲8	1=
LT		51▼-14	33▲8	9▲3	6▲4	1=
LU		62▼-10	24▲3	7▲5	7▲4	1▼-1
HU		49▼-12	37▲7	7▲2	5▲3	3▲1
MT		64▼-9	22=	5▲2	8▲6	2▲2
NL		54▼-11	35▲7	6▲3	4▲2	1▲1
AT		67▲1	22▼-4	8▲2	4▲1	0=
PL		42▼-4	38▼-1	13▲4	4▲1	3▲1
PT		70=	26▼-2	3▲1	1▲1	0=
RO		72▼-5	21▲3	4▲1	3▲1	1=
SI		54▲3	35▼-1	7▼-3	4▲1	1=
SK		56▼-14	32▲7	9▲5	3▲2	1=
FI		59▲1	30▲1	7▼-3	3▲1	1▲1
SE		64▼-6	28▲6	6▲1	2=	1=

Q2a\_7 Here is a list of possible reasons for getting vaccinated against COVID-19. For each of them, please indicate how important it is/it was in your own decision.

**The COVID-19 vaccine can make it possible for me to go to places such as restaurants, cinemas or sports facilities**

		Very important	Rather important	Rather not important	Not important at all	Don't know
EU27		46▼-4	37=	12▲2	5▲2	1=
BE		40▼-7	44▲7	10▼-2	5▲1	1▲1
BG		37▼-1	37=	22▲1	3=	1▼-1
CZ		38▼-13	39▲4	19▲8	5▲1	1=
DK		43▼-3	39▲3	13▼-1	5▲1	1▲1
DE		46▼-6	34▲1	14▲3	6▲2	0=
EE		33▼-9	36▼-2	20▲5	10▲5	1▲1
IE		51▼-2	33=	11=	5▲1	1=
EL		60▲3	28▼-7	9▲2	3▲1	0=
ES		52▼-3	35▲1	9▲1	3▲1	1=
FR		40▼-7	40▼-1	13▲4	7▲4	1=
HR		40▼-4	43▲2	13▲2	4=	1=
IT		51▼-1	34▼-1	11▲2	3▲1	1=
CY		60▼-2	30▲2	8▲1	3▼-1	0=
LV		26▼-3	39▼-3	22▲2	10▲4	2=
LT		34▼-6	38=	16▲1	12▲5	1=
LU		45▼-3	36▲2	11▼-1	8▲3	0▼-2
HU		32▼-4	37=	18▼-1	12▲3	2▲1
MT		45▼-8	32▼-2	12▲3	10▲5	1▲1
NL		41▼-9	43▲7	10▲1	5▲2	1=
AT		55▲1	30▼-5	12▲2	3▲2	1=
PL		39▼-4	40▼-2	13▲3	6▲2	2=
PT		49▼-1	43▲3	7▼-2	1▲1	0=
RO		58▼-4	31▲3	7=	4▲1	1=
SI		42▲1	38▼-1	13▼-2	6▲1	1=
SK		36▼-10	42▲3	16▲5	6▲3	1=
FI		43▲6	34▼-6	16▼-1	6=	2▲1
SE		41▼-3	36▲2	17▲2	5▼-1	1=

Q2b\_1 Here is a list of possible reasons for not getting vaccinated soon against COVID-19. For each of them, please indicate how important it is in your own decision.


**I think that the COVID-19 pandemic will be over soon**

*Caution should be exercised when interpreting the data due to low base size in most countries (<100)*

		Very important	Rather important	Rather not important	Not important at all	Don't know
EU27		29▲9	32▲3	18▼-6	13▼-1	9▼-5
BE		34▲22	35▲5	14▼-2	7▼-14	10▼-11
BG		23▲2	37▲2	24=	7▼-3	9▼-2
CZ		29▲7	34=	15▼-9	11=	11▲2
DK		18▲5	37▲14	25▼-6	15▼-5	5▼-8
DE		27▲9	32▲8	20▼-14	14▲1	8▼-3
EE		20▼-1	32=	24▲2	13▲1	12▼-2
IE		31▲5	19▼-6	16▲2	24▼-1	11=
EL		29▲5	25▼-4	9▼-9	27▲13	10▼-5
ES		31▲10	30▲9	16▼-8	12▼-9	12▼-2
FR		22▲7	37▲9	21▼-1	13▲1	7▼-16
HR		31▲11	34▼-10	15▲1	16▲1	5▼-3
IT		19▼-2	48▲8	18▼-1	7▼-5	8▼-1
CY		38▲13	26▲4	20▼-4	12▼-4	4▼-8
LV		37▲25	25▲3	17▼-14	14▼-9	7▼-5
LT		30▲7	32▲4	15▼-5	16▲1	8▼-7
LU		30▲9	25▲6	23▲2	13▼-8	10▼-8
HU		30▲7	31▼-3	14▼-4	14▼-3	12▲3
MT		40▲10	10▼-8	14▼-15	16▼-6	21▲19
NL		28▲4	25▼-6	17▼-5	22▲6	8▲1
AT		44▲21	23▼-12	17=	8▼-3	7▼-6
PL		28▲14	24▲4	18▼-13	16▼-2	14▼-2
PT		27▼-6	39▲11	23▲4	7▼-6	4▼-3
RO		47▲11	26▼-1	11▼-3	10=	6▼-7
SI		37▲10	30▼-2	13▼-5	14▼-2	5▼-2
SK		32▲10	36=	14▼-6	13▼-3	6▼-2
FI		20▲6	32▲8	21▼-17	18▼-1	8▲3
SE		25▲12	21▼-10	26▼-4	21▲3	7▼-1

Q2b\_2 Here is a list of possible reasons for not getting vaccinated soon against COVID-19. For each of them, please indicate how important it is in your own decision.  
**I think that the risk of being infected with COVID-19 is very low or inexistent in my case**

*Caution should be exercised when interpreting the data due to low base size in most countries (<100)*

		Very important	Rather important	Rather not important	Not important at all	Don't know
EU27		25▲5	29▼-3	21▼-1	14▲1	11▼-1
BE		19▲6	36▲4	13▼-11	20▲6	13▼-4
BG		19▼-1	32▼-2	27▲4	15▲2	7▼-3
CZ		25▲1	34=	24▲1	14▲2	3▼-4
DK		15▼-4	25▼-4	27▼-6	25▲13	9=
DE		34▲9	36=	15▼-4	9▼-2	6▼-3
EE		17▲2	29▼-11	32▲9	13▼-2	10▲1
IE		33▲6	21▼-12	18=	19▲4	10▲2
EL		22▲1	20▼-12	25=	28▲11	5=
ES		8▼-6	29▼-16	28▲7	24▲10	11▲5
FR		21▲5	22▼-3	21▼-3	22▲2	14▼-1
HR		24▲8	35▼-5	19▼-4	15▲2	7▼-1
IT		18▼-5	42▲5	22▲6	3▼-8	16▲2
CY		22=	32▲1	24=	14▼-3	9▲2
LV		24▲5	31▲9	26▼-6	13▼-2	6▼-6
LT		19▼-2	27▼-11	29▲11	13▼-2	12▲4
LU		24▼-6	35▲12	18▲4	16▼-9	7▼-2
HU		20▼-1	25▼-2	32▲2	12▲3	10▼-2
MT		33▲2	13▼-25	12▲4	21▲3	21▲16
NL		18▼-9	28▼-10	29▲2	21▲16	5▲2
AT		45▲15	25▼-12	13▼-3	9▼-1	8=
PL		27▲13	20▼-2	24▼-5	11▼-3	18▼-3
PT		20▼-7	33▲1	22▼-7	24▲17	2▼-4
RO		26=	31▼-4	13▼-3	14▲2	16▲4
SI		29▲7	32▼-8	22▲1	12=	5▲1
SK		30▲8	32▼-1	22=	10▼-4	6▼-3
FI		35▲16	17▼-11	23▼-8	20▲2	5▲1
SE		31▲15	21▼-18	20▼-4	21▲4	7▲2

Q2b\_3 Here is a list of possible reasons for not getting vaccinated soon against COVID-19. For each of them, please indicate how important it is in your own decision.

**I think that the risk posed by COVID-19 in general is exaggerated**

*Caution should be exercised when interpreting the data due to low base size in most countries (<100)*

		Very important	Rather important	Rather not important	Not important at all	Don't know
EU27		41▲13	31▲2	14▼-6	8▼-6	6▼-3
BE		48▲31	24▼-12	8▼-13	14▼-1	6▼-5
BG		27▲8	40▲9	17▼-7	11▼-4	5▼-6
CZ		38▲6	37▲2	11▼-9	9=	6▲1
DK		30▲6	39▲4	16▼-7	9=	7▼-3
DE		51▲18	27▲1	13▼-8	4▼-9	5▼-2
EE		38▲10	28▼-11	19▲3	13▲7	2▼-9
IE		35=	38▲6	6▼-9	13▼-1	8▲5
EL		51▲16	19▼-13	13▼-6	16▲6	1▼-2
ES		35▲5	33▲8	20▲1	13▼-6	0▼-8
FR		39▲20	34▲7	10▼-14	7▼-12	11▼-2
HR		37▲7	33▼-3	19=	10▼-1	3▼-4
IT		29▲8	36▲7	24▼-2	4▼-9	8▼-3
CY		53▲11	29▼-4	8▼-10	10▲4	0▼-1
LV		46▲9	27=	19▼-1	6▼-5	2▼-3
LT		36▲1	33▼-5	19▲6	7▼-2	5▼-1
LU		61▲22	25=	3▼-12	6▼-7	5▼-3
HU		36▲8	34▼-4	17▲2	10▼-5	4▼-1
MT		57▲29	12▼-17	25▲1	0▼-17	6▲5
NL		38▲7	29▲5	20▼-7	11▲1	1▼-6
AT		52▲17	29▲1	11▼-11	4▼-7	5=
PL		47▲13	26▼-4	11▼-4	7▼-3	9▼-2
PT		32▲18	28▼-10	28▲3	11▼-10	1▼-1
RO		37▲1	37▲6	10=	10▼-4	7▼-3
SI		43▲5	31▼-2	18=	5▼-3	4=
SK		38▲6	34▲3	17▲1	8▼-7	4▼-2
FI		41▲24	30▲9	13▼-23	11▼-7	5▼-4
SE		50▲31	15▼-19	22▼-2	9▼-11	4▼-1



Q2b\_4 Here is a list of possible reasons for not getting vaccinated soon against COVID-19. For each of them, please indicate how important it is in your own decision. **I am worried about the side effects of COVID-19 vaccines**

*Caution should be exercised when interpreting the data due to low base size in most countries (<100)*

		Very important	Rather important	Rather not important	Not important at all	Don't know
EU27		64▲7	20▼-5	7▼-3	7=	2=
BE		55▲4	23▲1	11▲1	7▼-4	4▼-2
BG		61▲5	25▼-1	6▼-4	7▲2	1▼-1
CZ		66▲11	22▼-3	7▼-4	5▼-5	1▲1
DK		54▲13	25▼-7	13▼-7	9▲4	0▼-2
DE		76▲14	16▼-3	3▼-7	4▼-3	1▼-1
EE		59▲1	24▲1	8▲2	7▼-1	2▼-3
IE		56▲10	14▼-13	10▼-2	21▲7	0▼-2
EL		84▲17	6▼-13	4▼-3	6▼-1	0▼-1
ES		66▲7	16▼-11	18▲9	0▼-4	0▼-1
FR		58▲3	26▼-2	2▼-7	10▲5	4▲1
HR		53▲1	31=	12▲4	4▼-4	1▼-2
IT		55=	26▼-9	9▲3	6▲3	4▲3
CY		79▼-1	11▼-2	6▲2	3▲2	0▼-1
LV		55=	28▲4	11=	4▼-3	2▼-1
LT		67▲6	20▼-1	6▼-2	6▼-3	2=
LU		80▲8	12▼-4	6▲1	2=	1▼-4
HU		48▼-5	22▲1	13▼-1	14▲3	4▲1
MT		58▲16	10▼-23	22▲15	10▼-8	0=
NL		66▲10	15▼-13	12▲5	8▼-1	0=
AT		76▲12	10▼-14	9▲2	5▼-1	1=
PL		62▲11	22▼-2	7▼-6	6▼-3	3▲1
PT		73▲5	20▼-4	0▼-4	8▲2	0=
RO		69▲6	14▼-7	6▲1	10▲2	1▼-2
SI		70▲4	18▼-5	6=	4=	2▲2
SK		68▲9	17▼-5	9▲1	5▼-5	1=
FI		55▲15	18▼-1	16▼-10	6▼-7	6▲3
SE		61▲9	27▲8	8▼-11	5▼-3	0▼-3

Q2b\_5 Here is a list of possible reasons for not getting vaccinated soon against COVID-19. For each of them, please indicate how important it is in your own decision.

**I think that COVID-19 vaccines have not been sufficiently tested yet**

*Caution should be exercised when interpreting the data due to low base size in most countries (<100)*

		Very important	Rather important	Rather not important	Not important at all	Don't know
EU27		72▲10	18▼-4	4▼-5	3▼-1	2▼-1
BE		69▲10	20▲1	7▼-3	4▼-4	0▼-5
BG		69▲6	21▼-4	6▼-1	3=	1=
CZ		72▲3	22▲5	3▼-4	2▼-4	1=
DK		63▲16	24▼-5	9▼-7	4▲1	0▼-5
DE		73▲15	19▼-7	3▼-7	4▼-2	2▲1
EE		68▲5	22▲3	6▼-4	2▼-1	2▼-2
IE		73▲11	10▼-13	4▼-8	10▲8	3▲2
EL		90▲14	8▼-6	0▼-6	2=	0▼-2
ES		80▲29	16▼-12	4▼-7	0▼-7	0▼-2
FR		75▲12	17▼-2	2▼-10	2▲1	4▼-1
HR		74▲7	18▼-6	5▲1	1▼-1	2▲1
IT		63▲1	18▼-9	9▲2	8▲6	2▲1
CY		81▼-4	8▼-5	3▲3	5▲3	3▲3
LV		73▲3	20▲1	5=	2▼-2	1▼-2
LT		74▲3	14▼-5	7▲1	5▲2	1▼-1
LU		88▲3	6▼-1	4▲2	2=	0▼-4
HU		70▲6	18▼-3	8=	3▼-2	1▼-2
MT		86▲16	9▼-6	0▼-10	6=	0=
NL		67▲6	21▼-4	5▼-2	7▲4	0▼-4
AT		81▲13	12▼-7	1▼-4	4▼-2	1=
PL		70▲8	23▲2	4▼-6	2▼-4	2▼-1
PT		71▲5	21▼-1	0▼-9	8▲6	0▼-1
RO		74▲3	16▼-6	6▲3	4▲3	1▼-2
SI		82▲4	12▼-6	2=	3▲2	1▲1
SK		78▲8	11▼-8	8▲2	1▼-2	2=
FI		63▲24	22▼-7	8▼-14	4▼-6	4▲2
SE		73▲16	18▼-5	5▼-10	2▼-1	3=

Q2b\_6 Here is a list of possible reasons for not getting vaccinated soon against COVID-19. For each of them, please indicate how important it is in your own decision.

**I don't think that COVID-19 vaccines are effective**

Caution should be exercised when interpreting the data due to low base size in most countries (<100)

		Very important	Rather important	Rather not important	Not important at all	Don't know
EU27		54▲24	26▼-4	10▼-9	6▼-4	5▼-6
BE		63▲39	18▼-11	9▼-8	10▼-9	0▼-12
BG		52▲19	27▼-3	12▼-7	8▼-1	2▼-8
CZ		52▲20	31▼-5	9▼-11	5▼-5	4▲1
DK		58▲29	28▲5	8▼-21	4▼-7	2▼-6
DE		58▲32	23▼-2	8▼-21	5▼-9	7=
EE		50▲20	30▼-2	12▼-9	5▼-5	3▼-4
IE		59▲23	11▼-18	9▼-6	12=	9▲1
EL		69▲28	18▼-11	8▼-14	5▼-1	1▼-2
ES		71▲45	9▼-18	14▼-9	6▼-11	0▼-7
FR		49▲21	28▼-7	12▲1	5▼-4	6▼-11
HR		64▲34	23▼-18	10▼-5	2▼-5	2▼-6
IT		45▲18	24▼-6	13▼-11	14▲5	4▼-6
CY		60▲11	20▲4	10▼-7	11▲2	0▼-10
LV		55▲20	20▼-2	13▼-9	10▲2	2▼-12
LT		49▲16	20▼-6	13▼-8	9▲2	8▼-4
LU		67▲25	24▲10	0▼-21	7▼-3	2▼-11
HU		55▲24	26▼-10	13▼-4	4▼-5	3▼-4
MT		64▲21	23▼-1	7▼-15	6=	0▼-5
NL		37▲15	36▲1	16▼-4	7▼-8	4▼-4
AT		57▲27	26▼-8	6▼-18	5▼-5	7▲4
PL		48▲17	29▲5	12▼-4	4▼-5	7▼-14
PT		43▲22	38▼-6	14=	5▼-8	0▼-8
RO		61▲15	24▼-3	5▼-7	5▲2	4▼-7
SI		59▲15	26▼-8	8▼-5	5=	2▼-2
SK		59▲23	27▼-7	9▼-10	5▼-3	1▼-3
FI		51▲35	25=	11▼-21	6▼-13	6▼-2
SE		59▲39	21▼-18	11▼-11	6▼-7	3▼-4





























Q2b\_7 Here is a list of possible reasons for not getting vaccinated soon against COVID-19. For each of them, please indicate how important it is in your own decision.

**I am against vaccines in general**


*Caution should be exercised when interpreting the data due to low base size in most countries (<100)*

		Very important	Rather important	Rather not important	Not important at all	Don't know
EU27		18▼-4	14▼-4	20▼-3	43▲12	5▼-1
BE		15▼-6	11▼-12	28▲5	45▲22	2▼-9
BG		35▲3	18▲1	21▼-2	24▲2	3▼-5
CZ		19▼-5	24▼-3	25=	27▲8	5=
DK		15▼-1	9▼-11	22▼-5	51▲19	3▼-3
DE		17▼-4	13▼-9	18▼-8	50▲22	3▼-2
EE		18▼-4	11▼-13	33▲11	36▲12	4▼-6
IE		23▼-3	4▼-20	9▼-8	59▲33	5▼-2
EL		14▼-11	9▼-7	18▼-9	58▲26	1=
ES		18▲5	11▼-8	26▲9	38▼-10	8▲5
FR		10▼-11	10▼-5	14▼-8	60▲25	6▼-1
HR		16▼-3	15▼-6	30▲5	39▲6	1▼-2
IT		6▼-10	15▼-6	27▲4	52▲18	0▼-5
CY		21▼-4	16▼-5	21▲1	42▲10	0▼-1
LV		28▼-2	18▲3	26▼-1	27▲2	2▼-2
LT		32▲9	16▼-6	23▼-1	21▼-1	8▼-1
LU		6▼-14	10▼-4	25▲6	55▲14	4▼-2
HU		17▲1	22▲1	24▼-1	33▲2	4▼-3
MT		20▼-7	0▼-20	34▲16	40▲6	6▲6
NL		17▼-2	11▼-4	25▲1	45▲7	3▼-2
AT		18▼-5	19▼-5	19▼-5	41▲17	2▼-3
PL		18▼-7	10▼-5	21▼-3	37▲14	15▲1
PT		6▼-4	15▼-2	12▼-10	63▲18	3▼-3
RO		22▼-5	20▲4	18▼-3	36▲5	4▼-1
SI		30▼-3	24▲2	21▼-4	22▲5	3▲1
SK		31▲2	19▼-3	19▲2	28▲2	2▼-3
FI		14▲5	10▼-5	24▼-9	47▲10	5▼-1
SE		20▲2	9▼-12	17▼-13	52▲24	2▼-1

Q3 Which of the following statements correspond to what you think? You would be more eager to get vaccinated against COVID-19 if...Please tick all answers that apply.

		I see more people around me doing it	More people have already been vaccinated and we see that it works and that there are no major side-effects	I see that there are more serious forms of COVID-19 among people who are not vaccinated	The people that recommend the vaccines are vaccinated themselves	My doctor(s) recommend(s) me to do so	Vaccines are developed in the European Union	There is full clarity on how vaccines are being developed, tested and authorised	I am already very eager to get vaccinated	None, I won't get vaccinated anyway	Don't know
EU27		12	29	30	18	24	12	28	31	7	7
BE		12	36	37	18	27	12	24	24	6	9
BG		10	29	23	17	21	8	33	4	21	7
CZ		8	33	28	16	25	8	32	25	12	7
DK		20	35	35	17	16	16	32	33	7	6
DE		14	31	36	20	30	17	24	39	5	7
EE		11	35	35	23	19	9	29	28	14	6
IE		11	37	35	22	26	13	33	33	5	3
EL		10	24	30	16	23	8	34	32	6	4
ES		12	28	26	23	31	12	27	27	1	8
FR		10	34	36	19	30	14	32	11	8	8
HR		11	38	29	22	31	11	35	34	11	4
IT		7	21	14	13	14	6	22	50	6	4
CY		10	34	37	20	25	9	35	37	7	4
LV		9	32	24	18	17	8	38	9	12	10
LT		13	36	39	23	20	12	28	8	10	5
LU		7	30	33	16	19	10	28	21	12	9
HU		13	34	38	17	26	11	33	4	17	7
MT		12	33	27	23	25	12	37	24	8	6
NL		11	32	37	15	19	9	26	36	7	7
AT		12	32	36	18	23	9	25	31	8	5
PL		13	21	29	20	12	11	25	24	12	8
PT		9	26	24	16	21	9	32	72	2	2
RO		14	32	31	18	28	8	31	20	12	6
SI		9	30	15	18	19	8	29	12	14	9
SK		7	33	20	12	16	7	27	22	15	6
FI		24	41	40	24	19	17	33	40	5	5
SE		13	36	30	23	15	11	32	53	5	6





Q4\_1 To what extent do you agree or disagree with each of the following statements?  
**All in all, benefits of COVID-19 vaccines outweigh possible risks**

		Totally agree	Tend to agree	Tend to disagree	Totally disagree	Don't know
EU27		43▲3	34▼-3	9▼-1	8▲2	6▼-2
BE		40▲1	38▲1	8▼-2	7▼-1	8▲1
BG		27▼-3	28▼-4	21▲2	19▲7	6▼-2
CZ		33▼-2	37▼-1	12▼-2	12▲5	7=
DK		46▲6	33▼-6	8▼-1	6▲1	7▼-1
DE		52▲6	27▼-6	8=	8▲2	4▼-2
EE		30▼-4	34▼-4	15▲2	13▲5	9▲1
IE		52▲2	30▼-3	7=	7▲2	4▼-1
EL		44▲4	31▼-3	12=	8▼-1	6=
ES		50▲2	36▼-1	6▼-1	3=	5=
FR		33▲2	40▼-1	9▼-3	11▲2	7▼-1
HR		34▲1	36▼-3	12▼-1	12▲2	5=
IT		49▲8	36▼-3	7=	5=	3▼-4
CY		41▲5	35▼-1	8▼-6	10▲3	6▼-1
LV		24▲5	33▼-6	17▼-1	18▲5	9▼-3
LT		32▼-5	35=	14=	13▲5	7▼-1
LU		38▼-2	29▼-2	9▼-1	17▲6	7=
HU		27▼-3	34▼-5	17▲5	16▲4	7▼-1
MT		46▼-5	31▼-4	7▲1	10▲7	6▲1
NL		42▼-5	36▲4	9=	7=	6=
AT		47▲6	25▼-7	11▼-3	12▲3	5=
PL		33▲3	34▼-1	12▲1	10▲1	12▼-4
PT		51▲4	39▼-2	6▼-1	2=	2▼-1
RO		37▼-1	31▼-2	14▼-1	12▲4	7=
SI		29▲4	35▼-2	16▼-4	17▲3	4▼-1
SK		28▼-1	33▼-4	17▲1	17▲5	6▼-1
FI		57▲13	25▼-9	8▼-4	5▲1	5▼-1
SE		57▼-6	24▲2	9▲2	5▲2	5=

Q4\_2 To what extent do you agree or disagree with each of the following statements?  
**I believe vaccines authorised in the European Union are safe**

		Totally agree	Tend to agree	Tend to disagree	Totally disagree	Don't know
EU27		32▲5	42▼-4	10▼-1	8▲1	8▼-2
BE		27▲3	45▼-2	10▼-2	8=	10=
BG		20▲1	30▼-5	22▼-2	22▲5	7▲1
CZ		23=	42▼-3	15=	12▲2	9▲2
DK		33▲5	47▼-1	7▼-4	5=	7▼-1
DE		40▲8	40▼-5	9=	7=	5▼-3
EE		16▼-4	43▼-2	17=	14▲5	11▲2
IE		37▲1	43=	8▲1	5▲1	7▼-3
EL		33▲10	38▼-8	12▼-1	9▲1	8▼-1
ES		39▲8	45▼-7	7▲2	3=	6▼-3
FR		19▲2	47=	12▼-3	11▲2	12▼-1
HR		22▲5	44▼-6	12▼-3	14▲4	7▲1
IT		36▲8	46▼-3	8▼-1	5=	5▼-4
CY		29▲10	42=	10▼-10	8▼-1	11▲1
LV		18▲6	37▼-2	16▼-3	19▲2	11▼-3
LT		27▲3	38▼-8	15▲2	12▲4	9▼-1
LU		26=	40▲1	10▼-5	16▲4	9▼-1
HU		24▼-8	41▲2	14▲3	12▲4	8▼-1
MT		33▲4	39▼-14	11▲5	8▲4	9=
NL		31▲2	43▼-4	9▲1	6=	11▲1
AT		36▲8	37▼-6	12▼-3	10▲1	6▼-1
PL		25▲6	39▼-5	10▼-1	9▲1	17▼-1
PT		43▲9	46▼-6	6▼-2	3▲1	3▼-1
RO		29▲3	35▼-3	14▼-2	12▲5	10▼-2
SI		21▲6	38▼-1	20▼-5	16=	5=
SK		20=	39▼-4	17=	16▲3	9▲1
FI		41▲12	42▼-6	8▼-4	5=	4▼-2
SE		45▲7	34▼-5	10▼-1	6▲1	5▼-1

Q4\_3 To what extent do you agree or disagree with each of the following statements?  
**COVID-19 vaccines are being developed, tested and authorised too quickly to be safe**

		Totally agree	Tend to agree	Tend to disagree	Totally disagree	Don't know
EU27		20=	27▼-3	26=	19▲5	9▼-1
BE		14▼-2	26▼-3	30▲4	18=	11=
BG		37▲3	29▼-6	20▲2	12▲2	3=
CZ		24▼-1	28▼-6	30▲2	9▲2	9▲4
DK		19=	25▼-5	28▲3	18▲3	11=
DE		18▼-1	21▼-3	28▲1	26▲5	7▼-1
EE		22▲3	32=	27▼-4	12▲3	8▼-2
IE		16▼-3	21▼-3	30▲1	23▲5	10=
EL		29▲1	33▼-4	20▼-2	11▲4	6▲1
ES		17▼-1	32▼-4	25=	15▲3	11▲1
FR		23▲3	31▼-3	21▼-3	14▲2	11▲1
HR		26▼-1	31▼-3	26▲3	12▲3	4▼-3
IT		12▼-4	20▼-6	29▼-1	32▲12	8▼-2
CY		25▼-7	34▼-5	25▲8	10▲3	6▲1
LV		31▼-7	32▲1	23▲3	8▲3	6▲1
LT		27▲2	31▼-1	24▼-4	10▲2	8▲1
LU		25▼-1	23▼-1	25▲2	18▼-1	9▲2
HU		26▲2	30▲3	26▼-2	11▼-1	8▼-3
MT		21▲3	33▼-2	22▼-5	17▲3	7▲1
NL		13▼-2	21▼-5	32▲2	26▲6	8▼-1
AT		24▼-1	20▼-8	26▼-1	24▲10	6=
PL		24▼-2	31▲6	19▼-4	13▲3	15▼-4
PT		17▲3	35▼-6	32▲2	13▲1	4▲1
RO		32▲1	30▼-5	21▲1	11▲3	6▼-1
SI		30▼-1	32▼-4	23▲1	11▲4	5▲1
SK		30▼-2	32▼-1	23▼-1	9▲2	7▲1
FI		15=	22▼-8	33▼-3	21▲9	9▲1
SE		17▲3	29▼-4	24▼-2	22▲3	9=



Q4\_4 To what extent do you agree or disagree with each of the following statements?  
**COVID-19 vaccines could have long term side-effects that we do not know yet**

		Totally agree	Tend to agree	Tend to disagree	Totally disagree	Don't know
EU27		22▼-2	32▼-5	21▲3	9▲3	16▲1
BE		21▼-1	36▼-1	19▲2	6=	18=
BG		35▼-3	32=	17▲1	7▲3	8=
CZ		25=	30▼-4	26▼-1	5▲1	15▲4
DK		20▼-6	35▼-5	19▲5	6▲3	20▲4
DE		19▼-6	30▼-6	25▲3	15▲8	12▲1
EE		27▲3	35▼-1	21▼-2	5=	13=
IE		19▼-1	33▼-3	23▲3	8▲4	17▼-3
EL		27▼-6	33▼-5	19▲6	7▲3	14▲1
ES		19▲1	38▼-5	19▲3	6▼-1	19▲1
FR		25▼-1	34▼-5	18▲4	7▲2	16=
HR		26▲1	29▼-5	25▲2	8▲3	13=
IT		17▼-2	29▼-7	24▲4	10▲4	20▲2
CY		28▼-13	35▼-1	20▲10	4▲2	14▲2
LV		34▼-2	34▼-3	18▲3	4▲1	10▲2
LT		28▼-1	33▼-2	19▼-1	8▲3	13▲1
LU		34▲3	27▼-5	19▲3	7=	12▼-1
HU		35▲3	35▼-1	14▼-2	5▲1	11▼-1
MT		29▲9	35▼-2	15▼-5	6▲2	15▼-4
NL		20▼-5	35▼-5	22▲4	6▲3	18▲3
AT		28▼-1	25▼-9	25▲3	11▲6	12▲1
PL		19▼-2	29▼-1	21▲1	9▲3	22▼-1
PT		22▼-1	48▼-5	16▲2	3▲2	10▲2
RO		30=	31▼-2	21=	7▲1	11▲1
SI		35▼-2	32▼-2	22▲1	5▲2	6▲1
SK		30▲2	31▼-5	22▲2	6▲2	11=
FI		22▲2	32▼-8	24▲3	8▲4	14=
SE		21▼-2	31▼-11	24▲7	10▲4	15▲2





























Q4\_5 To what extent do you agree or disagree with each of the following statements?  
**Vaccines are the only way to end the pandemic**

		Totally agree	Tend to agree	Tend to disagree	Totally disagree	Don't know
EU27		37▼-3	34▼-1	12▲1	11▲3	5=
BE		31▼-7	36▼-2	16▲4	12▲4	6▲1
BG		25▼-4	26▼-4	21=	24▲8	5▼-1
CZ		28▼-5	34▼-2	16=	17▲5	5▲2
DK		33▼-9	40▲2	13▲4	9▲2	6▲1
DE		45▼-2	31▲1	11=	10▲2	4▼-1
EE		22▼-10	34▼-1	18=	22▲11	5▼-1
IE		36▼-8	38▲3	12▲2	9▲3	5▲2
EL		37=	31▼-2	13▼-1	14▲3	5=
ES		42▼-6	41▲3	9▲1	5▲1	4▲1
FR		27▼-5	38=	14=	15▲5	7▲1
HR		28▼-4	35=	15▲1	18▲4	3=
IT		47▲1	35▼-1	9▲1	6=	4▼-1
CY		35▲1	33▲1	12▼-4	13▲1	6▲1
LV		19=	30▼-3	20▼-1	24▲4	6=
LT		31▼-5	32▼-2	18▲3	16▲7	4▼-2
LU		29▼-11	29▼-2	12=	26▲12	4▲2
HU		28▼-8	31▼-1	16▲3	20▲7	5▼-1
MT		30▼-12	37▲1	11▲2	17▲9	5▲1
NL		32▼-10	36▲3	16▲5	11▲2	6▲1
AT		41▲1	27▼-2	12▼-1	17▲3	3▼-1
PL		30▲5	31▼-6	14▼-1	14▲2	11▲1
PT		36▼-2	46▲2	12▲1	5▼-1	2=
RO		37▼-2	27▼-3	16▲2	14▲4	6=
SI		27▲1	31▼-1	19▼-2	21▲3	3▼-1
SK		24▼-4	29▼-5	18▼-1	23▲9	6▲1
FI		37▼-2	38=	13▼-1	9▲3	4▲1
SE		42▼-8	35▲2	12▲3	8▲3	4=

Q4\_6 To what extent do you agree or disagree with each of the following statements?  
**I do not understand why people are reluctant to get vaccinated**

		Totally agree	Tend to agree	Tend to disagree	Totally disagree	Don't know
EU27		36▲8	31▼-2	14▼-4	14=	5▼-2
BE		30▲5	37=	14▼-5	15▲1	5▼-1
BG		22▲3	25▼-2	20▼-5	26▲6	8▼-2
CZ		27▲5	32▼-2	16▼-5	19▲1	7=
DK		40▲5	34▲1	12▼-4	10▼-2	5=
DE		44▲7	27▼-1	12▼-3	14▼-1	3▼-3
EE		24▼-3	28▼-3	16▼-3	24▲8	8▲1
IE		35▲6	34▼-2	16▼-3	11=	4=
EL		33▲8	29▼-4	17▼-4	14▲1	8▼-1
ES		42▲8	35▼-3	12▼-3	6▼-1	5▼-1
FR		29▲9	32▼-2	15▼-6	21=	4▼-1
HR		28▲6	30▼-5	17▼-4	19▲2	7=
IT		42▲12	36▲1	11▼-9	7▼-2	5▼-2
CY		32▲8	32=	16▼-3	12▼-5	9=
LV		24▲10	27▼-4	18▼-4	24=	7▼-3
LT		31▲7	29▼-2	15▼-6	13▲1	12▲1
LU		32▲5	29▲1	10▼-11	27▲8	4▼-3
HU		27▲4	25▼-7	20▲3	20▲1	8=
MT		36▲9	26▼-11	16▼-4	15▲5	8▲2
NL		29▲4	33▼-1	17▼-3	18▲2	4▼-1
AT		39▲9	24▼-5	13▼-5	21▲1	3=
PL		29▲8	31▼-2	12▼-3	18▲2	11▼-5
PT		42▲11	38▼-1	12▼-7	5▼-3	3=
RO		33▲5	28=	14▼-6	12▼-3	13▲3
SI		27▲6	27▼-1	19▼-2	21▼-4	6▲1
SK		24=	27▼-3	19▼-1	23▲6	7▼-2
FI		44▲11	28▼-3	14▼-7	11▲2	2▼-2
SE		42▲6	28▼-6	15▼-1	12▲1	4▼-1

Q4\_7 To what extent do you agree or disagree with each of the following statements?  
**Serious diseases have disappeared thanks to vaccines**

		Totally agree	Tend to agree	Tend to disagree	Totally disagree	Don't know
EU27		46=	31=	10=	7▲1	7=
BE		38▼-3	35▲1	13▲3	8▲1	6▼-1
BG		52▲3	27▼-2	10=	9▲1	3▼-1
CZ		47=	28▼-2	12=	7▲2	6=
DK		51=	31=	7▼-2	6▲3	6=
DE		40▲2	33▼-2	12=	8▲1	7▼-1
EE		26▼-10	39▲3	18▲3	13▲4	5▼-1
IE		51▲2	29▼-1	10▼-1	4▼-1	6▲1
EL		68▲5	22▼-4	6=	2=	3▼-1
ES		56▼-3	24▼-2	7=	5▲1	8▲4
FR		41▼-4	34▲1	9▼-1	9▲2	8▲2
HR		34▲1	29▼-2	16▼-2	14▲3	7▼-1
IT		56▲2	27▼-1	7▼-1	4▼-1	7▲1
CY		65=	22▼-3	8▲3	2=	4▲1
LV		26▼-2	30▼-4	18▲1	18▲4	8▲1
LT		43▼-3	32▼-2	11▲3	10▲4	3▼-1
LU		47▼-2	29▲4	10=	9=	6▼-1
HU		29▼-6	35=	14▲1	14▲4	8=
MT		42▼-5	26▼-5	11▲1	11▲5	11▲4
NL		41▼-2	37▲2	11▲3	6=	5▼-2
AT		42▲5	31▼-2	13▼-3	9▲1	6▼-1
PL		42▲4	35▲1	10▼-1	5▼-1	9▼-2
PT		29▲5	41▲7	16▼-5	11▼-7	3▼-1
RO		47▼-5	28▲3	11=	9▲2	5=
SI		45▲5	32▼-8	13▲3	6=	3=
SK		31▼-2	35▼-2	17▲2	10▲1	7=
FI		54▲6	33=	8▼-4	4▼-1	2▼-1
SE		58▼-4	26▲5	6▼-1	4▲1	5=

Q5\_1 To what extent do you agree or disagree with each of the following statements?  
**I can avoid being infected by COVID-19 without being vaccinated**

		Totally agree	Tend to agree	Tend to disagree	Totally disagree	Don't know
EU27		12▼-1	21▼-8	28▼-1	29▲11	10▼-2
BE		12▲1	21▼-11	30▼-1	28▲10	9=
BG		21▼-2	25▼-9	27▲4	18▲8	8▼-1
CZ		15▼-1	27▼-4	32▼-3	17▲7	9▲2
DK		11▼-3	21▼-17	25▲2	30▲16	14▲2
DE		12▲1	19▼-2	30▼-3	31▲8	8▼-3
EE		13▼-1	21▼-7	31▲1	26▲6	10▲1
IE		9▼-6	17▼-15	35▲9	32▲12	7▼-1
EL		12▼-1	20▼-10	30▲2	29▲10	9▼-1
ES		11▼-1	21▼-10	28=	30▲13	10▼-3
FR		13=	24▼-9	24▼-3	28▲12	11=
HR		14▼-2	26▼-5	30=	21▲6	9=
IT		8▼-3	15▼-14	31=	38▲21	8▼-3
CY		15▼-5	23▼-6	27▼-1	25▲11	10▲1
LV		18▼-5	20▼-13	30▲3	22▲15	10=
LT		17▼-3	27▼-6	29▼-1	21▲10	7=
LU		18▲3	22▼-7	27▼-3	25▲9	9▼-2
HU		15▼-1	20▼-6	29▲1	25▲6	11▼-1
MT		16▲6	21▼-7	31▼-4	23▲4	8=
NL		7▼-4	20▼-10	30▼-3	35▲17	7▼-1
AT		16▲1	19▼-8	29▼-2	27▲10	8▼-1
PL		13▼-2	24▼-2	26▲2	20▲6	18▼-4
PT		12▼-5	25▼-15	33▲8	24▲12	5=
RO		22▲2	23▼-8	26▼-1	19▲6	10▲1
SI		20▼-1	25▼-6	28▼-3	22▲10	5▲1
SK		21▲2	29▼-5	29▲3	12▲1	8=
FI		13▲2	18▼-16	30▲1	33▲16	7▼-3
SE		13▼-1	26▼-12	23▼-2	31▲15	7▼-1

Q5\_2 To what extent do you agree or disagree with each of the following statements?  
**Public authorities are not sufficiently transparent about COVID-19 vaccines**

		Totally agree	Tend to agree	Tend to disagree	Totally disagree	Don't know
EU27		23▲2	33▼-3	23=	12▲3	9▼-1
BE		17=	33▼-4	27▲2	11▲1	11▲2
BG		32▲3	39▲3	17▼-4	8▼-2	4=
CZ		19▼-1	40▼-1	19▼-3	6▲2	16▲2
DK		13=	19▼-6	31▲1	27▲6	12▼-1
DE		21▲2	32▼-3	25=	13▲2	8▼-1
EE		16▲2	31▲3	27▼-7	14▲2	12▲1
IE		13▼-2	27▼-3	33▲3	17▲2	11=
EL		27▲3	35▼-2	20▼-1	13▲3	6▼-3
ES		23▼-1	33▼-11	24▲5	11▲6	9▲1
FR		25▲5	34▼-3	20▼-3	12▲2	9▼-1
HR		33▲8	40▼-4	16▼-4	5=	6=
IT		16▼-3	31▼-4	31▲2	13▲5	8▼-1
CY		26▼-2	36▼-5	22▲5	8▲3	8▼-1
LV		27▲6	33▼-5	19▲1	5▼-1	16▼-1
LT		27▲5	34▼-2	19▼-7	12▲3	8=
LU		31▲9	27▼-6	23▼-4	13▲2	7▼-1
HU		33▲2	34▼-3	18▲1	7▼-1	10▲1
MT		28▲14	32▲2	20▼-6	13▼-8	7▼-2
NL		15▼-1	29=	30▲1	15▲2	11▼-1
AT		28▲5	31▼-1	23▼-3	9=	8=
PL		28▲6	37=	14▼-1	6▼-1	15▼-4
PT		16▲1	36▼-8	33▲3	11▲4	4▼-1
RO		38▲5	37=	14▼-2	6▲2	5▼-4
SI		33▼-1	34▼-6	17▲4	9▲3	7=
SK		28=	40▼-2	18=	7▲2	8=
FI		15▲3	21▼-8	30▼-3	26▲11	8▼-3
SE		16▲4	23▼-5	23▼-1	25▲2	14=

Q5\_3 To what extent do you agree or disagree with each of the following statements?  
**Everyone should get vaccinated against COVID-19, it is a civic duty**




		Totally agree	Tend to agree	Tend to disagree	Totally disagree	Don't know
EU27		38▲6	29▼-2	11▼-3	17=	4▼-1
BE		35▲4	31▼-2	12▼-4	17▲1	5▲1
BG		18▲2	20▼-1	21▼-5	38▲5	3▼-1
CZ		20▲3	29▼-2	16▼-4	31▲3	5=
DK		33=	31▼-3	17▲2	14▲2	5▼-1
DE		43▲11	28=	10▼-6	15▼-3	4▼-2
EE		20▼-3	27▼-5	18▼-2	31▲9	5=
IE		36▼-3	35▲2	13▲2	13▲1	3▼-2
EL		38▲6	27▼-4	14▼-3	18▲2	4▼-1
ES		49▲5	32▼-2	7▼-2	8▲2	3▼-3
FR		29▲5	32▼-1	14▼-3	20=	5▼-1
HR		24▲4	29▼-3	15▼-3	29▲2	4=
IT		54▲8	29▼-3	6▼-3	8=	3▼-3
CY		35▲9	26▼-4	15▼-2	21▼-3	4=
LV		21▲9	27▲2	16▼-6	33▼-3	4▼-2
LT		24▼-5	31▲2	16▼-1	25▲5	4▼-1
LU		32▲3	27▲1	8▼-7	30▲4	3▼-1
HU		18▼-3	23▼-2	20=	34▲5	6▼-1
MT		34▼-13	27▼-2	13▲2	22▲12	4▲1
NL		24▲4	29▼-4	17▼-1	26▲3	5▼-1
AT		38▲13	24▼-2	9▼-8	26▼-3	3=
PL		29▲6	27▼-1	11▼-3	24▼-1	10▼-1
PT		49▲1	32▼-1	10▼-1	7▲1	2=
RO		30▲2	24▼-3	16▼-5	24▲6	5=
SI		20▲5	25▲3	17▼-7	35▼-2	3=
SK		14▼-1	25▼-4	21▼-1	35▲5	5=
FI		41▲7	31▼-2	11▼-7	14▲4	3▼-2
SE		45▼-1	27▼-2	11▼-1	14▲2	3▲1

Q5\_4 To what extent do you agree or disagree with each of the following statements?  
**COVID-19 vaccination should be compulsory**





























		Totally agree	Tend to agree	Tend to disagree	Totally disagree	Don't know
EU27		29▲9	27▲2	16▼-6	23▼-3	6▼-1
BE		29▲7	29▼-2	16▼-4	20▼-2	6▲1
BG		11▲3	15▲1	21▼-8	51▲5	3▼-1
CZ		16▲2	21▼-4	22▼-3	34▲2	6▲2
DK		22▼-5	28▼-2	20▼-1	24▲7	7=
DE		34▲14	30▲7	15▼-12	18▼-8	4▼-2
EE		13▲1	21▼-7	22▼-1	40▲9	5▼-2
IE		19▼-3	27▼-2	25▲1	23▲6	7▼-2
EL		23▲8	24▼-3	20▼-3	30▼-3	4=
ES		32▲5	31▼-1	18=	12▼-3	7▼-1
FR		26▲11	28▲1	14▼-8	27▼-4	6=
HR		19▲5	24▼-3	19▼-5	33▲2	5▲1
IT		44▲14	29▼-1	10▼-7	12▼-5	5▼-1
CY		16▲5	24▲3	23▼-3	34▼-7	4▲1
LV		12▲4	22▲3	22▼-3	40▼-4	5=
LT		18=	26=	21▼-5	31▲4	5▲2
LU		28▲12	22▼-3	12▼-10	34=	5▲1
HU		13▼-2	21=	20▼-2	41▲5	6▼-1
MT		21▼-7	25▼-1	19▼-3	31▲11	5▼-1
NL		18▲4	23▼-1	20▼-5	33▲2	7▼-1
AT		32▲17	23▲1	12▼-10	30▼-8	4▲1
PL		25▲11	24▲2	13▼-9	27▼-2	11▼-2
PT		28▼-3	33▲2	23=	15▲3	2▼-2
RO		19▲5	22▲3	20▼-8	36▲2	4▼-2
SI		18▲6	21▲1	18▼-4	41▼-2	3▼-1
SK		12=	21▲1	19▼-6	43▲4	5▲1
FI		27▲5	31=	18▼-7	20▲4	5▼-2
SE		32▼-1	28▲1	16▼-3	21▲2	4▲1































Q5\_5 To what extent do you agree or disagree with each of the following statements?  
**The European Union is playing a key role in ensuring that we can have access to COVID-19 vaccines in (OUR COUNTRY)**

		Totally agree	Tend to agree	Tend to disagree	Totally disagree	Don't know
EU27		26▲2	45▼-2	12▼-1	5▼-1	13▲2
BE		22▼-2	50▼-1	10=	5▼-1	14▲4
BG		35▼-2	40▼-2	11=	5▲1	10▲3
CZ		14▼-3	41▼-7	19=	9▲1	18▲8
DK		22▼-6	42▼-2	12=	5=	19▲7
DE		23▼-1	43=	17▲2	5▼-3	12▲2
EE		20▼-6	49▼-1	10▼-1	7▲3	14▲5
IE		35▼-2	45▼-2	7▲1	4=	9▲3
EL		34▲4	44▼-4	10▼-1	3=	9▲1
ES		36▲9	48▼-3	8▼-2	2=	5▼-3
FR		19▲3	45▼-4	12▼-4	9▼-1	16▲5
HR		20▼-2	46▼-2	16▲1	6=	12▲3
IT		29▲7	50=	10▼-3	2▼-3	10▼-1
CY		42▲5	38▼-6	6▼-1	4▲2	9=
LV		24▲2	42▼-2	11▼-3	8▲1	15▲2
LT		28=	46=	10▼-1	4=	11=
LU		30▲1	40▲2	10▼-3	6▼-3	14▲3
HU		25▼-2	36▲2	18▼-1	9▼-2	13▲2
MT		40▲1	37▼-6	5▼-1	3▼-1	15▲7
NL		17▼-2	47▼-1	11▼-1	7▲1	18▲2
AT		23▲1	42▼-1	13▼-3	9▼-1	13▲4
PL		22▲1	43▼-1	9▼-3	6▲1	21▲3
PT		43▲8	48▼-6	5▼-1	0▼-1	3=
RO		34▼-2	40▲1	10▲1	7▲2	9▼-1
SI		19▼-2	45=	19▼-1	8▲1	10▲1
SK		18▲1	46▼-1	16▼-2	9▲1	11▲2
FI		25▼-1	48▲2	10▼-6	3▼-2	16▲7
SE		26▼-5	40=	11▲1	4▼-1	19▲5





























Q6\_1 To what extent do you agree or disagree with each of the following statements?  
**It is difficult to find information that I can trust about COVID-19 and vaccines**

	Totally agree	Tend to agree	Tend to disagree	Totally disagree	Don't know
EU27 	20	26	27	21	7
BE 	16	24	28	19	13
BG 	37	27	20	14	3
CZ 	27	33	22	12	6
DK 	18	18	27	23	14
DE 	18	22	27	30	4
EE 	21	27	25	19	9
IE 	18	15	35	26	7
EL 	23	27	27	19	4
ES 	16	26	29	21	8
FR 	21	30	22	16	10
HR 	30	30	24	13	3
IT 	16	30	32	17	5
CY 	25	29	27	14	5
LV 	36	26	21	13	4
LT 	23	24	26	20	8
LU 	25	25	24	22	4
HU 	31	31	23	11	4
MT 	25	25	25	20	5
NL 	13	20	29	26	12
AT 	24	23	27	23	3
PL 	22	26	22	17	13
PT 	16	28	34	19	3
RO 	28	21	26	19	6
SI 	26	26	23	20	4
SK 	28	33	23	12	4
FI 	18	20	32	24	6
SE 	16	21	23	32	8





























Q6\_2 To what extent do you agree or disagree with each of the following statements?  
**It is good to vaccinate children against COVID-19**

	Totally agree	Tend to agree	Tend to disagree	Totally disagree	Don't know
EU27 	28	29	11	17	14
BE 	24	32	10	17	17
BG 	14	18	18	40	9
CZ 	15	27	15	27	17
DK 	23	32	12	13	20
DE 	32	31	10	14	13
EE 	16	27	15	31	12
IE 	35	31	9	12	12
EL 	30	28	12	21	10
ES 	39	32	9	6	15
FR 	18	27	14	25	16
HR 	13	24	17	35	11
IT 	37	35	8	10	10
CY 	25	26	15	25	9
LV 	14	22	15	37	12
LT 	20	24	16	26	13
LU 	23	20	13	32	12
HU 	21	25	14	28	12
MT 	32	23	9	24	13
NL 	18	31	15	19	18
AT 	28	29	11	23	8
PL 	27	28	9	18	18
PT 	39	31	11	8	12
RO 	27	21	13	28	11
SI 	12	20	21	38	9
SK 	12	22	17	37	12
FI 	36	34	11	9	10
SE 	31	29	12	11	17

Q6\_3 To what extent do you agree or disagree with each of the following statements?  
**It is acceptable to restrict access to some events or places for people who refuse to get vaccinated**

	Totally agree	Tend to agree	Tend to disagree	Totally disagree	Don't know
EU27 	45	26	10	16	4
BE 	43	27	10	14	5
BG 	26	23	14	34	3
CZ 	25	31	15	25	5
DK 	46	28	10	12	6
DE 	55	22	9	12	2
EE 	31	26	16	24	3
IE 	49	27	9	13	2
EL 	41	24	14	18	3
ES 	53	28	7	7	4
FR 	38	28	10	20	4
HR 	28	25	14	30	3
IT 	55	27	7	9	3
CY 	35	23	15	24	3
LV 	30	25	14	28	4
LT 	36	25	15	20	5
LU 	42	18	12	27	2
HU 	36	25	13	23	3
MT 	45	21	10	21	2
NL 	37	27	10	21	5
AT 	48	20	10	20	2
PL 	33	27	12	21	8
PT 	48	34	10	7	2
RO 	34	22	15	26	4
SI 	30	21	14	32	3
SK 	29	24	17	28	3
FI 	48	27	10	11	4
SE 	51	25	9	11	5





























Q6\_4 To what extent do you agree or disagree with each of the following statements?  
**To put an end to the pandemic, it is crucial that all countries in the world can have access to vaccines**

	Totally agree	Tend to agree	Tend to disagree	Totally disagree	Don't know
EU27 	60	22	6	7	5
BE 	59	23	5	7	6
BG 	40	24	14	17	5
CZ 	45	30	10	7	8
DK 	59	27	6	4	5
DE 	66	19	5	6	4
EE 	45	26	11	10	8
IE 	71	17	4	6	3
EL 	62	19	8	8	4
ES 	73	17	4	3	3
FR 	55	27	5	8	5
HR 	49	25	10	12	3
IT 	69	21	3	5	2
CY 	61	19	10	8	3
LV 	40	25	12	14	9
LT 	52	26	9	9	5
LU 	56	16	5	18	4
HU 	47	25	10	13	6
MT 	67	14	5	9	5
NL 	62	22	6	6	4
AT 	60	19	8	9	4
PL 	43	27	7	12	11
PT 	75	19	3	3	1
RO 	53	21	9	12	5
SI 	49	21	13	14	3
SK 	39	27	14	14	6
FI 	64	21	5	6	4
SE 	67	18	6	6	3

Q7 Among the following sources, which ones would you trust more to give you reliable information on COVID-19 vaccines?

		The European Union	The (NATIONALITY) government	The (NATIONALITY) health authorities	The regional or local public authorities	Health professionals, doctors, nurses and pharmacists	Media (television, radio, newspapers)	Websites	Online social networks	People around you (colleagues, friends and family)	Don't know
EU27		23▲3	21▲2	49▲5	16▲2	62▲1	12▲2	9▲2	5▲1	13▼-2	12▼-1
BE		24▲3	26▲4	48▲5	14▲1	65▼-3	10▲1	7=	4=	10▼-5	14▲3
BG		22▼-3	12▲1	31▼-4	7▼-1	59▼-1	14▼-4	13=	9▼-3	20▼-9	16▲5
CZ		12▼-4	11▲1	46▲3	7=	61▼-2	10▲2	9▲3	4=	15▼-1	15▲3
DK		20▼-1	26▲4	59▼-1	18▲1	57▲4	12▲1	7=	6▼-1	8▼-2	9▲1
DE		18▲5	26▲5	53▲7	25▲6	62▲3	18▲4	10▲3	6▲1	19▲1	11▼-1
EE		18▼-3	21▼-4	49▼-7	7▼-3	59=	20▼-3	12=	8▼-1	20=	16▲6
IE		35▲6	33▲2	57▲4	16▲2	72▲4	12=	9▼-2	4▼-1	12▼-2	7▲2
EL		26▼-2	15▼-7	37▼-6	6▼-1	68▲3	6▼-2	13▲3	8▼-1	8▼-2	7▼-3
ES		34▲5	18▲4	53▲8	17▲3	72▲3	12▲5	6▲3	4▲1	7▼-1	8▲1
FR		12▲1	19▲3	43▲4	12▲2	61▼-4	10▲1	7▲3	5▲2	11▼-3	14▼-2
HR		17▲1	6=	33▲4	5▲1	63▲1	7▼-2	9▼-2	7▲1	17▼-5	15▲1
IT		23▲2	23▲2	56▲5	17▲1	57▼-1	11=	7=	4▲1	5▼-1	9▼-2
CY		41▲3	16▲1	27▲3	4▲1	69▲3	10▲3	15▲2	8▼-3	6=	12▲1
LV		23▲4	11▲3	34=	6▲2	54▲4	17▲8	10▲4	9▲1	20▼-3	17=
LT		28=	16▲1	46▲7	6=	56▲2	15▲1	7=	5=	16▼-2	13=
LU		23▼-1	30▲1	50=	14=	66▲4	9▼-3	11▲3	6▲2	12▼-1	13▲1
HU		31▼-2	14▲2	25▼-2	6▲2	53▼-6	5=	9▲3	7▲2	16▲3	19▲4
MT		40▲10	17▼-3	43▼-15	16▲2	68▼-1	8=	10=	6▼-2	6=	11▲4
NL		25▲4	39▲4	62▲5	15▲1	66▲1	12=	7▲1	2▼-1	9▼-2	13▲2
AT		19▲4	18▲1	52▲6	21▲4	65▲4	15▲2	9=	6=	18▼-4	11=
PL		27▲5	12▲1	36▲7	9▲1	53▲6	11▲3	13▲3	9▲1	19▼-6	17▼-4
PT		43▲4	31▲1	66▲4	25▲4	73▲2	14▲1	7▲3	3▲1	6=	4▲1
RO		25▼-4	17▼-4	42▲5	10▼-2	61▲4	13▲2	9▲2	8▲1	13▼-4	15▼-1
SI		17=	8▲2	32▲1	5=	65▲3	6▼-1	5=	4=	11▼-5	17▼-2
SK		16=	7▼-1	39▲1	9▼-1	60=	7▼-5	9=	6▲1	13▼-4	15=
FI		27▲4	27▼-1	64▲3	29▲1	62=	19▼-1	12▲3	7▼-1	10▼-2	11▲5
SE		29▲2	34▲4	66▼-1	36▲1	62▼-1	15▲4	9▲2	6▲2	14▼-2	12▲1

Q8 On which topics would you like to get more information?

		How COVID-19 vaccines are being developed, tested and authorised	How safe COVID-19 vaccines are	How effective COVID-19 vaccines are	The use of COVID-19 vaccines for some specific groups such as children, the elderly or pregnant women	Other	Don't know
EU27		42	41	44	33	6	15
BE		39	43	45	28	5	18
BG		56	59	50	41	4	6
CZ		46	55	49	37	5	11
DK		35	39	46	26	5	21
DE		33	31	37	25	8	24
EE		42	51	44	34	3	15
IE		48	44	44	42	5	9
EL		50	56	48	44	4	5
ES		47	51	50	39	8	9
FR		44	33	46	30	5	15
HR		51	55	56	37	6	7
IT		41	39	42	34	3	9
CY		57	60	52	49	4	4
LV		39	47	44	30	8	12
LT		50	53	53	21	7	9
LU		42	36	46	37	15	11
HU		43	47	46	33	10	13
MT		48	50	46	32	9	9
NL		35	38	44	29	10	21
AT		45	35	39	26	9	17
PL		43	45	41	33	3	19
PT		58	50	50	45	3	5
RO		54	57	48	44	7	6
SI		43	54	48	37	7	8
SK		45	49	43	33	7	9
FI		39	39	39	34	4	19
SE		43	41	47	28	5	19

Q9\_1 Thinking about the way the following institutions have handled the vaccination strategy, would you say you are... **the (NATIONALITY) government**

		Very satisfied	Fairly satisfied	Fairly dissatisfied	Not satisfied at all	Don't know
EU27		10▲2	38▲1	25▼-3	22=	5▼-1
BE		8▲2	44▲4	22▼-4	21=	4▼-2
BG		7▼-3	34▼-2	29▲5	24=	7=
CZ		5▼-2	35▲3	35▲4	21▼-5	4▲1
DK		27▲3	46▲2	14▼-3	9▼-1	4=
DE		8▲1	40▲7	31▼-2	18▼-7	4▲1
EE		4=	33▼-7	31▼-2	25▲11	6▼-1
IE		27▲10	47▼-1	13▼-8	11▼-1	3=
EL		14▼-4	30▼-9	21=	33▲15	2▼-2
ES		14▲6	38▲3	24▼-3	22▼-6	4=
FR		9▲3	38▲2	24▼-3	25▼-2	4=
HR		4▼-1	21▼-9	38▲2	34▲9	4▼-2
IT		12▲5	50=	21▼-4	14▲1	3▼-2
CY		11▼-1	44▲1	22▲1	19=	4▼-1
LV		4▼-1	26▲4	34▼-6	32▲6	4▼-3
LT		12▲4	39▼-10	22▼-2	25▲11	3▼-3
LU		25▼-3	38▼-7	16=	19▲11	2▼-2
HU		11▼-1	27=	22▲2	36=	4▼-1
MT		33▼-14	38=	11▲4	15▲10	3=
NL		7▼-2	43▲2	29▼-2	19▲3	2▼-1
AT		6▼-1	31=	22▼-1	16▲3	25▼-2
PL		6=	20▼-6	23▼-6	40▲14	11▼-2
PT		27▲15	58▼-3	8▼-6	5▼-4	2▼-3
RO		6▼-3	30▼-12	27▲4	34▲12	3▼-1
SI		8▲1	23▲2	22▼-4	46▲3	2▼-2
SK		4=	20▼-2	32▼-7	41▲11	3▼-2
FI		16▲1	46▼-5	21▲1	14▲4	3▼-1
SE		18▲4	44▲3	19▼-3	14▼-4	5=



Q9\_2 Thinking about the way the following institutions have handled the vaccination strategy, would you say you are... **the European Union**

		Very satisfied	Fairly satisfied	Fairly dissatisfied	Not satisfied at all	Don't know
EU27		10▲3	43▲4	23▼-4	15▼-3	9=
BE		6▲2	42▲2	25▼-5	19=	9▲1
BG		10=	37▼-6	26▲4	18▲1	9▲1
CZ		5=	34▼-1	31▼-4	21▲3	9▲2
DK		13▲2	51=	14▼-4	9▼-1	13▲3
DE		8▲2	37▲9	31=	17▼-13	8▲1
EE		5▲1	37▼-2	24▼-9	19▲7	16▲3
IE		24▲8	51▼-1	11▼-5	8▼-1	7=
EL		12▲3	41▼-3	22▼-5	21▲6	4▼-1
ES		14▲5	52▲3	23▼-6	7▼-2	5▼-1
FR		7▲2	40▲9	23▼-8	20▼-3	10=
HR		6▼-1	36▼-1	34▼-2	17▲3	8=
IT		11▲6	50▲4	21▼-7	12▼-4	6=
CY		15▲5	51▲2	17=	13▼-3	4▼-3
LV		6=	40▼-2	26▼-2	16▲4	12▼-1
LT		14▲3	49▼-7	18▲3	11▲3	8▼-1
LU		11▲5	36▲1	22▼-12	25▲6	6=
HU		6▼-2	44▲3	27▼-2	17▲4	7▼-2
MT		21▲2	46▼-10	14▲1	13▲8	6▼-1
NL		6=	39▼-3	24▲1	15=	16▲3
AT		9▲1	36▼-1	26▼-4	21▲3	9▲1
PL		8=	45▲4	15▼-5	13▲3	20▼-2
PT		25▲14	60▼-3	7▼-6	5▼-2	3▼-3
RO		13▼-1	40▼-5	20=	22▲6	6=
SI		8▲3	40▼-1	26▼-5	22▲6	4▼-3
SK		4▼-1	36▲1	29▼-6	25▲7	6▼-2
FI		11▲4	51▼-1	18▼-6	9▲1	11▲2
SE		11▲1	45▲1	17▲1	7▼-4	19▲1

Q10\_1 For each of the following statements, please tell me if it applies to you or not.  
**You know people who have tested positive to COVID-19**

	Yes	No	Don't know	Prefer not to answer
EU27 	84▲11	13▼-11	3▼-1	1=
BE 	90▲14	7▼-13	3▼-1	1=
BG 	90▲5	8▼-4	2=	1=
CZ 	89▲6	8▼-6	2=	1=
DK 	90▲27	8▼-26	2▼-1	0▼-1
DE 	70▲14	26▼-14	3=	1=
EE 	91▲14	7▼-12	2▼-2	1=
IE 	90▲21	7▼-19	2▼-2	1=
EL 	88▲21	9▼-17	2▼-4	1▲1
ES 	90▲10	7▼-9	3▼-1	1=
FR 	87▲13	11▼-12	2▼-1	0=
HR 	94▲8	4▼-7	2▼-1	0▼-1
IT 	87▲8	10▼-7	2▼-1	1=
CY 	95▲9	3▼-7	1▼-2	1=
LV 	87▲17	8▼-12	5▼-4	1=
LT 	87▲8	9▼-8	3▼-1	1▲1
LU 	96▲9	3▼-9	0▼-1	1▲1
HU 	87▲4	10▼-4	3=	1=
MT 	92▲9	7▼-8	1▼-1	0▼-1
NL 	91▲11	7▼-10	2▼-1	1=
AT 	84▲10	13▼-10	3=	0=
PL 	73▲3	20▼-4	6▲2	1=
PT 	95▲14	4▼-13	1▼-1	0=
RO 	88▲8	8▼-8	3▼-1	1=
SI 	90▲12	8▼-10	2▼-1	1=
SK 	92▲7	5▼-8	3▲1	1▲1
FI 	78▲37	15▼-34	6▼-3	1=
SE 	89▲5	8▼-5	3=	0=

Q10\_2 For each of the following statements, please tell me if it applies to you or not.  
**You know people who have been ill because of COVID-19**

	Yes	No	Don't know	Prefer not to answer
EU27 	80▲9	16▼-9	3=	1=
BE 	84▲14	12▼-14	3=	1=
BG 	90▲4	6▼-4	3▲1	0=
CZ 	92▲5	6▼-5	2=	1=
DK 	81▲27	14▼-28	4▲1	0=
DE 	64▲13	31▼-14	4▲1	1=
EE 	91▲13	6▼-12	2▼-1	1=
IE 	77▲15	19▼-14	3▼-1	1=
EL 	93▲17	6▼-15	1▼-2	1=
ES 	87▲5	10▼-7	3▲1	1▲1
FR 	81▲10	16▼-10	2▼-1	0=
HR 	90▲6	7▼-5	2▼-1	0=
IT 	83▲7	14▼-6	3=	1=
CY 	96▲7	3▼-6	1▼-1	0=
LV 	90▲13	7▼-11	3▼-1	1=
LT 	90▲7	7▼-7	3=	1=
LU 	88▲9	11▼-10	1=	1=
HU 	85▲6	11▼-5	3=	1▼-1
MT 	80▲5	17▼-5	3=	1=
NL 	86▲10	12▼-9	2▼-1	1=
AT 	82▲11	16▼-10	2▼-1	0=
PL 	83▲4	12▼-3	4=	1=
PT 	76▲9	20▼-8	3▼-1	0=
RO 	87▲8	9▼-8	4▲1	0▼-1
SI 	89▲7	9▼-6	2▼-1	0▼-1
SK 	75▲4	21▼-4	3=	1▲1
FI 	75▲36	18▼-34	6▼-2	1=
SE 	83▲5	13▼-5	4▲1	1=

Q10\_3 For each of the following statements, please tell me if it applies to you or not.  
**You have tested positive to COVID-19**

	Yes	No	Don't know	Prefer not to answer
EU27 	21▲12	74▼-11	4=	1=
BE 	22▲12	74▼-12	3=	1=
BG 	28▲15	65▼-14	6▼-2	1▲1
CZ 	31▲13	66▼-14	2▲1	1=
DK 	31▲18	67▼-18	2=	1=
DE 	13▲7	84▼-7	2=	1=
EE 	28▲17	67▼-17	4▼-1	1=
IE 	25▲16	73▼-15	2▼-1	0▼-1
EL 	23▲17	75▼-16	1=	1=
ES 	25▲16	71▼-15	4▼-1	1=
FR 	20▲13	77▼-11	3▼-1	0=
HR 	33▲20	62▼-20	5=	1=
IT 	17▲9	76▼-11	6▲1	1=
CY 	29▲21	70▼-20	1=	0▼-1
LV 	23▲14	68▼-9	9▼-3	1▼-2
LT 	33▲19	58▼-10	8▼-8	1▼-1
LU 	29▲18	70▼-18	1=	0=
HU 	27▲13	56▼-15	16▲2	1=
MT 	15▲9	83▼-7	2▼-1	0▼-1
NL 	24▲15	72▼-15	3=	0=
AT 	23▲13	75▼-13	2=	0▼-1
PL 	24▲9	69▼-9	7▲1	1▼-1
PT 	25▲19	73▼-8	2▼-10	0▼-1
RO 	23▲10	74▼-9	3=	1=
SI 	36▲21	62▼-20	2▼-1	1▼-1
SK 	34▲17	63▼-17	2=	1▲1
FI 	10▲5	83▼-6	6▲1	2=
SE 	27▲15	70▼-14	3=	0=

Q10\_4 For each of the following statements, please tell me if it applies to you or not.  
**You have been ill because of COVID-19**

	Yes	No	Don't know	Prefer not to answer
EU27 	18▲10	76▼-10	6▲1	1=
BE 	17▲8	78▼-9	4▲1	1=
BG 	34▲17	55▼-18	11▲1	1=
CZ 	35▲15	55▼-18	10▲3	1▲1
DK 	24▲14	72▼-14	3=	1=
DE 	12▲8	84▼-7	4▼-1	1=
EE 	27▲18	67▼-20	6▲3	1=
IE 	18▲12	79▼-11	3=	0▼-1
EL 	21▲14	77▼-14	3=	0=
ES 	19▲11	75▼-12	5▲1	1▲1
FR 	16▲8	79▼-8	5=	0=
HR 	30▲18	64▼-18	6▲1	1=
IT 	13▲6	82▼-7	5▲1	1=
CY 	29▲20	70▼-19	1▼-1	0▼-1
LV 	25▲16	64▼-15	10=	1▼-1
LT 	31▲21	59▼-22	8▲1	1=
LU 	24▲14	73▼-14	4=	0=
HU 	26▲12	60▼-14	13▲2	1=
MT 	11▲6	84▼-8	5▲1	0=
NL 	18▲9	78▼-8	4=	0=
AT 	20▲12	77▼-10	2▼-2	1=
PL 	25▲9	60▼-13	14▲5	1▼-1
PT 	17▲13	80▼-13	3=	0=
RO 	22▲9	70▼-11	8▲2	1=
SI 	34▲21	62▼-19	3▼-1	1=
SK 	19▲8	77▼-8	3=	1=
FI 	10▲6	82▼-8	7▲2	2=
SE 	26▲15	66▼-14	7▼-1	0=

Q10\_5 For each of the following statements, please tell me if it applies to you or not.  
**You fear you can be infected with COVID-19 in the future**

	Yes	No	Don't know	Prefer not to answer
EU27 	47▲2	38▼-1	14▼-2	1=
BE 	43▼-1	43▲4	13▼-3	1=
BG 	40▼-3	42▲4	16=	2=
CZ 	34=	49▲1	16▼-1	1▼-1
DK 	39▼-13	49▲12	12▲2	0▼-1
DE 	46▲8	37▼-8	17=	1▼-1
EE 	38▲5	37▼-1	24▼-4	1=
IE 	57▲2	30▼-1	13=	1▼-1
EL 	59▲9	26▼-4	14▼-6	1=
ES 	60▼-1	30▲2	8▼-2	2▲1
FR 	40▲3	45▼-1	15▼-2	0▼-1
HR 	42▲1	39▼-1	18=	1=
IT 	58▲1	28=	14=	1▼-1
CY 	51▲6	33▼-4	14▼-2	2▼-1
LV 	33▲2	52▲3	13▼-5	2▼-1
LT 	42▼-2	39▲1	19▲1	1=
LU 	38▲3	50▲2	11▼-4	0▼-1
HU 	31=	56=	11▼-1	2=
MT 	50▼-6	35▲6	13▼-2	2▲2
NL 	35▼-3	51▲6	14▼-2	0=
AT 	35▲5	50▼-6	15▲1	0=
PL 	51▲7	25▼-3	24▼-4	1=
PT 	65▼-5	27▲6	9▼-1	0▼-1
RO 	39=	49▲6	12▼-6	1=
SI 	29▲2	53▲1	17▼-3	1=
SK 	46▼-6	41▲8	12▼-3	2=
FI 	44▲6	37▼-1	17▼-5	1=
SE 	42▼-7	47▲9	10▼-3	1▲1

SD1\_1 For each of the following statements, please tell me if it applies to you or not.  
**You have been vaccinated as a child**


	Yes	No	Don't know	Prefer not to answer
EU27 	90▼-2	7▲2	2=	1=
BE 	84▼-4	14▲5	2▼-2	1▲1
BG 	85=	11=	3▼-1	1=
CZ 	97=	2=	1=	0=
DK 	87▲1	10▲1	2▼-1	0▼-1
DE 	89▼-2	8▲2	3=	1=
EE 	91▲1	6=	3▼-1	1=
IE 	87▲2	10▼-1	3▼-1	1=
EL 	90▼-2	8▲2	1=	1=
ES 	86▼-6	11▲6	2=	0=
FR 	88▼-3	10▲4	2▼-1	0=
HR 	94▼-2	4▲1	2▲1	0=
IT 	93▲1	4=	2▼-1	0=
CY 	90▼-4	8▲4	2=	0=
LV 	85▲3	9▼-3	5=	1▼-1
LT 	93▲3	4▼-3	3▲1	0=
LU 	94▼-3	5▲3	0▼-1	1=
HU 	94▼-4	4▲3	2▲1	0▼-1
MT 	92▲2	6=	2▼-2	0=
NL 	87▼-3	9▲2	3=	1=
AT 	87▼-2	10▲2	3=	1=
PL 	92▼-3	6▲2	2▲1	0=
PT 	96=	3=	1=	0=
RO 	96=	2=	2▲1	0=
SI 	93▼-3	4▲1	3▲1	0=
SK 	94▲2	3▼-2	2=	1=
FI 	92▲6	4▼-4	3▼-2	1=
SE 	88▼-4	8▲4	3▼-1	1=

SD1\_2 For each of the following statements, please tell me if it applies to you or not.  
**You have been vaccinated as an adult (e.g. against yellow fever, tetanus, etc.)**

	Yes	No	Don't know	Prefer not to answer
EU27 	75▲5	20▼-5	5=	0=
BE 	85▲5	11▼-4	4▼-1	0=
BG 	73▲5	21▼-6	6▲1	0=
CZ 	88▲1	9▼-1	3▼-1	0=
DK 	80▲8	15▼-8	4=	0=
DE 	89▲3	9▼-2	2▼-1	0=
EE 	63▲7	27▼-5	10▼-2	0=
IE 	70▲6	22▼-7	7▲1	1=
EL 	69▲9	25▼-10	6▲1	0=
ES 	75▲7	21▼-7	4=	0=
FR 	79▲1	16▼-2	5▲1	1=
HR 	72▲5	23▼-5	5=	0=
IT 	66▲11	28▼-10	6▼-1	0▼-1
CY 	72▲5	23▼-6	4▲1	1=
LV 	69▲4	23▼-3	7▼-2	1=
LT 	49▲4	39▼-6	11▲1	1=
LU 	85▼-2	12▲2	2=	1=
HU 	59▲3	35▼-2	5▼-1	1=
MT 	74▼-1	21▲1	5=	1▲1
NL 	70▲4	22▼-4	7=	1=
AT 	85▲4	12▼-3	3=	0▼-1
PL 	63▲7	28▼-7	8=	1=
PT 	94▲3	5▼-3	2=	0=
RO 	45▲4	47▼-3	8▼-1	0=
SI 	69▲2	26▼-1	5▼-1	0=
SK 	77▲2	17▼-1	5▼-1	1=
FI 	89▲6	6▼-3	4▼-2	1=
SE 	74▲2	17▼-3	8▲1	1=



SD2\_1 To what extent do you agree or disagree with the following statements about vaccines in general: **Vaccines are safe**

		Totally agree	Tend to agree	Tend to disagree	Totally disagree	Don't know
EU27		32▲5	51▼-3	8▼-1	3=	6=
BE		20▲4	49▼-2	14▼-4	6▼-1	11▲4
BG		19▲4	44▼-2	20▼-3	12▲1	5=
CZ		18▲1	57▼-2	10▼-3	6▲2	9▲3
DK		36▲8	52▼-5	5▼-4	3▲1	4=
DE		39▲6	48▼-4	6▼-2	3=	4▲1
EE		10▼-1	52▼-1	19▼-2	7▲2	11▲2
IE		31▲3	56=	6▼-1	2=	5▼-1
EL		35▲7	50▼-5	6▼-3	4▲1	5=
ES		47▲6	44▼-7	5▲1	1=	4=
FR		21▲3	61=	9▼-3	4=	6=
HR		18▲1	59▼-2	14▲2	4▼-2	4▲1
IT		32▲6	55▼-3	7▼-2	1▼-1	5▼-1
CY		31▲6	53▼-1	6▼-6	3=	7▲1
LV		14▲2	50▼-2	18▲1	9=	9=
LT		19=	51▲2	15=	7▲1	8▼-3
LU		28=	50▼-3	9▲1	6▲2	7▼-1
HU		23▼-2	51▼-2	12▲2	6▲2	8=
MT		30▲1	50▼-8	10▲5	4▲2	7▲1
NL		28▲4	54▼-3	8▲1	2▼-2	9▼-1
AT		34▲8	49▼-7	9▼-1	5▲1	4=
PL		25▲5	48▼-3	7=	4▼-1	15▼-2
PT		49▲3	46▼-3	3▼-1	1=	1=
RO		31▲4	46▼-5	13▲1	5▲1	5=
SI		18▲4	50▼-2	20▼-3	9=	4=
SK		16▲1	51=	16▼-3	8=	9▲1
FI		40▲11	50▼-5	6▼-4	2▼-1	3▼-1
SE		38▲4	49▼-5	9▲1	1▼-1	3=

SD2\_2 To what extent do you agree or disagree with the following statements about vaccines in general: **Vaccines are effective**

		Totally agree	Tend to agree	Tend to disagree	Totally disagree	Don't know
EU27		40▲3	47▼-2	6=	2=	4▼-1
BE		34▲2	50▼-5	6=	3▲1	7▲2
BG		24▲1	48▼-3	15▲1	9▲1	3▼-1
CZ		26=	54▼-2	9▼-1	4▲1	7▲2
DK		42▲1	47▼-1	5▼-1	2=	3=
DE		49▲1	41▲1	5▼-1	2=	2▼-1
EE		20▼-4	53▼-1	12▲2	6▲3	8▲1
IE		47▲3	43▼-4	5▲1	2=	3▼-1
EL		42▲3	46▼-4	6=	3▲1	3=
ES		53▲6	40▼-6	4▲1	1=	2▼-1
FR		29▲2	59▼-1	6=	2=	4▼-1
HR		25▲1	57▼-2	11▲2	4▼-1	4=
IT		44▲7	48▼-5	5▼-1	1▼-1	3▼-1
CY		34▲3	51▼-3	6▼-1	3▼-1	7▲3
LV		18▲3	50▼-3	17▲2	8=	8▼-2
LT		25=	51▼-2	11▲2	6▲1	7▼-2
LU		38▲1	46▼-3	6▼-1	5▲3	4▼-1
HU		24▼-3	54▼-1	10▲3	6▲2	6▼-1
MT		41=	44▼-8	8▲5	2▲1	5▲1
NL		38▲1	48=	7▲1	1▼-2	5=
AT		44▲7	41▼-8	8▲1	4▲1	3▼-1
PL		34▲5	47▼-2	4▼-1	3=	12▼-2
PT		50▲5	46▼-4	3▼-1	1=	1▼-1
RO		33▲1	49▼-2	12▲1	3=	4▼-1
SI		23▲1	50▼-8	18▲6	7▲2	3▼-1
SK		23▼-1	50▼-1	13▲1	7▲2	8=
FI		45▲6	45▼-3	6▼-2	2▼-1	3▼-1
SE		54▼-3	38▲3	5▲1	1=	3=



