

Special Eurobarometer 517
Future of Europe

Table Annexes

QA1 Which of the following do you think are the best ways of ensuring your voice is heard by decision-makers at national level?
(MAX. 3 ANSWERS)
(%)

		Voting in elections		Joining or supporting a political party		Joining a demonstration		Signing a petition		Going on strike		Joining or supporting a trade union	
		September/October 2021	Diff. September/October 2021 - October/November 2020	September/October 2021	Diff. September/October 2021 - October/November 2020	September/October 2021	Diff. September/October 2021 - October/November 2020	September/October 2021	Diff. September/October 2021 - October/November 2020	September/October 2021	Diff. September/October 2021 - October/November 2020	September/October 2021	Diff. September/October 2021 - October/November 2020
EU27		68	1	14	-1	18	-2	25	-2	15	0	11	-1
BE		68	-2	17	-2	15	-5	31	-7	13	0	16	-2
BG		62	4	18	2	20	-6	17	0	13	-4	6	-1
CZ		71	-2	17	-10	14	1	34	-5	12	1	5	-5
DK		86	-4	22	-4	8	-3	29	7	9	3	28	2
DE		78	1	17	-2	19	-4	29	-3	9	-1	9	-5
EE		67	-19	12	-13	5	-8	8	-13	6	-9	6	-8
IE		77	-4	13	-8	17	2	33	-1	12	-1	11	-6
EL		67	-2	8	-5	18	-4	23	-12	17	-2	6	-3
ES		70	1	7	1	22	4	14	2	20	-1	7	1
FR		71	1	8	1	22	0	28	-4	17	0	10	-1
HR		60	7	14	0	18	-4	33	-7	13	-4	10	1
IT		52	5	16	-2	20	-3	20	-4	24	2	14	4
CY		64	16	11	-1	16	-10	19	-12	12	-3	8	1
LV		64	3	7	-3	7	-7	14	-4	9	-7	7	-2
LT		62	-2	5	-10	12	-8	24	-15	10	-9	6	-11
LU		72	-6	11	-10	14	0	34	-14	8	1	12	-9
HU		74	4	11	1	8	-2	23	-2	7	-1	9	-3
MT		78	17	21	3	15	2	32	-2	11	-6	9	-12
NL		82	-5	31	-2	11	0	40	0	6	-1	22	-5
AT		66	18	20	3	17	0	25	-2	13	2	16	1
PL		52	-4	9	2	21	2	24	-3	15	-4	12	3
PT		61	4	14	1	19	-3	12	-4	16	2	12	2
RO		52	-5	12	-1	20	3	18	1	13	0	11	1
SI		69	-9	11	-8	13	-3	26	-9	10	-2	9	-3
SK		51	-9	11	-3	13	-3	34	-5	18	1	6	-4
FI		91	0	24	0	7	0	38	0	10	-1	24	-2
SE		87	-3	42	1	12	-2	21	2	8	-2	27	1

Special Eurobarometer 517 Future of Europe

QA1 Which of the following do you think are the best ways of ensuring your voice is heard by decision-makers at national level? (MAX. 3 ANSWERS)
(%)

		Joining or supporting a civil society organisation, such as a non-governmental organisation		Taking part in debates on the Internet or through online social networks		Taking part in events such as citizens' debates, citizens' assemblies, etc.		Other (SPONTANEOUS)		You are not interested in being heard (SPONTANEOUS)		You won't be heard anyway (SPONTANEOUS)		Don't know	
		September/October 2021	Diff. September/October 2021 - October/November 2020	September/October 2021	Diff. September/October 2021 - October/November 2020	September/October 2021	Diff. September/October 2021 - October/November 2020	September/October 2021	Diff. September/October 2021 - October/November 2020	September/October 2021	Diff. September/October 2021 - October/November 2020	September/October 2021	Diff. September/October 2021 - October/November 2020	September/October 2021	Diff. September/October 2021 - October/November 2020
EU27		11	-1	12	0	19	-2	0	0	2	1	4	2	1	
BE		14	-4	14	2	21	-4	0	0	1	1	2	2	0	
BG		8	-2	14	0	11	-3	0	0	2	1	9	3	4	
CZ		12	-2	11	-1	19	-9	0	0	1	1	2	2	1	
DK		10	0	13	3	27	0	0	0	1	1	1	1	0	
DE		10	0	12	0	29	1	0	0	1	0	2	1	1	
EE		12	-19	12	1	16	-8	0	0	2	2	9	9	3	
IE		11	-12	13	3	13	-18	0	0	0	0	0	0	0	
EL		9	-2	19	1	23	-2	0	0	4	3	8	4	0	
ES		4	-1	9	-1	12	2	0	-1	2	1	6	1	2	
FR		11	-1	10	0	14	-3	0	0	1	0	5	4	2	
HR		16	-1	18	0	21	0	0	0	1	0	2	1	0	
IT		14	-2	11	1	20	-3	0	0	2	1	5	2	1	
CY		7	-7	12	-5	13	-5	0	0	2	0	12	6	1	
LV		10	-2	16	0	10	1	0	0	1	0	9	5	3	
LT		7	-10	19	-5	14	-15	0	0	2	2	9	9	2	
LU		11	-3	12	3	12	-16	1	1	1	1	1	1	1	
HU		9	-1	12	1	11	-2	0	0	2	0	2	0	1	
MT		10	-5	13	0	7	-9	1	0	1	-1	2	0	0	
NL		20	3	13	2	24	5	0	0	0	0	1	1	0	
AT		14	1	12	-2	22	2	0	-2	3	-3	3	-7	1	
PL		15	0	14	-2	17	-6	0	0	3	1	2	0	3	
PT		3	-2	8	0	12	-4	0	0	3	0	13	1	5	
RO		15	0	15	2	19	3	0	0	3	0	4	2	1	
SI		12	-2	10	-5	13	-11	1	1	4	3	4	3	1	
SK		9	-3	15	4	20	5	0	0	7	5	5	1	2	
FI		15	1	11	2	14	-1	0	0	0	0	0	0	0	
SE		26	5	15	3	14	-3	0	0	0	0	0	0	0	




























Special Eurobarometer 517 Future of Europe

QA2 Which of the following do you think are the best ways of ensuring your voice is heard by decision-makers at EU level? (MAX. 3 ANSWERS)
(%)

		Voting in European elections		Voting in other elections		Joining or supporting a political party		Joining a demonstration		Signing a petition		Going on strike		Joining or supporting a trade union		Joining or supporting a civil society organisation, such as a non-governmental organisation	
		September/October 2021	Diff. September/October 2021 - October/November 2020	September/October 2021	Diff. September/October 2021 - October/November 2020	September/October 2021	Diff. September/October 2021 - October/November 2020	September/October 2021	Diff. September/October 2021 - October/November 2020	September/October 2021	Diff. September/October 2021 - October/November 2020	September/October 2021	Diff. September/October 2021 - October/November 2020	September/October 2021	Diff. September/October 2021 - October/November 2020	September/October 2021	Diff. September/October 2021 - October/November 2020
EU27		55	0	30	4	10	-2	14	0	21	-2	11	-1	7	-2	9	-2
BE		59	-4	23	1	11	-1	11	-4	27	-3	7	-3	9	1	10	-4
BG		42	3	33	2	11	-2	14	-4	15	-3	10	-3	5	-1	8	-1
CZ		53	-3	18	0	10	-11	13	4	32	-3	10	3	4	-1	7	-6
DK		79	-4	36	3	15	-5	6	0	19	1	2	-2	8	1	10	-2
DE		70	5	38	5	12	-4	14	-4	26	0	6	-2	5	-4	8	-1
EE		46	-28	27	-3	9	-6	4	-6	7	-9	4	-4	4	-3	8	-13
IE		66	-8	42	14	10	-4	14	6	28	3	7	0	7	-3	7	-10
EL		61	3	30	6	4	-4	14	-1	21	-9	11	-4	5	0	9	0
ES		53	-1	30	1	4	-2	14	1	14	0	16	-1	5	0	4	0
FR		56	-5	25	4	6	1	15	2	22	-3	12	-1	7	-1	7	-4
HR		50	3	30	5	8	-1	14	-3	29	-4	9	-4	7	-2	13	1
IT		43	5	24	6	13	0	16	-4	18	-2	19	1	11	-1	14	-3
CY		60	28	40	19	7	-2	11	-12	18	-6	7	-5	3	-1	5	-6
LV		47	-3	21	2	6	-4	6	-4	12	-4	8	-2	5	-2	7	-2
LT		47	4	33	10	3	-7	7	-7	21	-10	7	-7	4	-2	4	-11
LU		63	-8	30	10	7	-11	11	0	27	-11	8	1	8	-4	7	-6
HU		55	-5	34	2	7	-1	6	0	20	1	5	0	7	-2	7	-3
MT		67	7	40	17	17	2	12	4	30	3	6	-1	7	0	6	-4
NL		77	-5	28	-1	20	-1	5	0	27	0	2	-1	8	0	12	-1
AT		55	14	38	6	12	-2	10	-2	20	-6	10	-1	9	-4	10	-1
PL		34	-3	30	4	9	2	18	2	24	-3	10	-3	10	1	11	1
PT		49	0	18	3	10	-1	14	0	9	-7	11	-2	9	-1	3	-1
RO		41	0	34	1	6	-4	15	2	17	4	11	2	7	-4	11	0
SI		54	-6	23	1	8	-8	10	1	22	-10	7	1	5	-1	10	-1
SK		27	-4	22	-4	7	-5	11	-3	33	0	14	1	5	-5	8	-1
FI		83	-1	40	0	13	-2	5	0	25	2	5	-2	6	-1	12	1
SE		88	1	35	1	34	6	8	-1	16	0	3	-3	8	0	17	0

Special Eurobarometer 517 Future of Europe

QA2 Which of the following do you think are the best ways of ensuring your voice is heard by decision-makers at EU level? (MAX. 3 ANSWERS)
(%)

	Taking part in debates on the Internet or through online social networks		Taking part in events such as citizens' debates, citizens' assemblies, etc.		Joining a European Citizens' Initiative		Taking part in European online consultations		Other (SPONTANEOUS)		You are not interested in being heard (SPONTANEOUS)		You won't be heard anyway (SPONTANEOUS)		Don't know	
	September/October 2021	Diff. September/October 2021 - October/November 2020	September/October 2021	Diff. September/October 2021 - October/November 2020	September/October 2021	Diff. September/October 2021 - October/November 2020	September/October 2021	Diff. September/October 2021 - October/November 2020	September/October 2021	Diff. September/October 2021 - October/November 2020	September/October 2021	Diff. September/October 2021 - October/November 2020	September/October 2021	Diff. September/October 2021 - October/November 2020		
EU27		10	0	13	-2	13	4	7	-3	0	0	2	1	5	2	2
BE		11	3	12	-1	16	0	15	-10	0	0	2	2	2	2	0
BG		13	-2	11	-4	10	5	7	1	0	0	2	0	11	4	5
CZ		10	0	13	-4	17	-1	8	-5	0	0	1	1	2	2	1
DK		8	0	11	-2	13	2	7	-1	0	0	1	1	1	0	1
DE		10	0	17	0	14	4	5	-2	0	0	1	1	3	2	1
EE		11	0	10	-7	10	-16	5	-6	1	1	3	3	12	12	5
IE		10	1	9	-12	10	-10	6	-17	0	0	0	0	1	1	0
EL		15	1	20	1	12	1	6	-6	0	0	4	3	11	4	0
ES		7	-1	7	-1	9	5	5	-2	1	0	3	2	7	2	3
FR		8	0	10	-2	10	2	5	-6	0	-1	2	1	7	4	4
HR		15	-3	15	-4	17	10	8	-8	0	0	2	1	2	1	0
IT		10	0	14	-4	16	8	8	-2	0	0	2	1	5	0	1
CY		10	-6	9	-8	12	7	6	-1	0	0	3	0	12	6	1
LV		13	-1	9	-2	9	1	5	-2	0	0	3	1	11	6	6
LT		13	-10	9	-16	16	-12	6	-9	0	0	2	2	10	10	4
LU		12	3	8	-5	8	-5	8	-14	0	0	1	1	1	1	0
HU		9	0	10	0	11	8	8	-1	0	0	3	0	3	1	2
MT		13	-2	5	-7	9	-6	10	-9	0	0	3	3	1	1	2
NL		10	2	9	1	23	2	17	-3	0	0	0	0	2	1	1
AT		13	1	15	-3	16	-9	7	1	0	0	2	1	5	4	1
PL		11	-3	15	-6	13	9	11	-1	0	0	4	2	3	1	3
PT		7	1	9	-3	7	2	4	-2	0	0	4	2	18	2	5
RO		11	-1	14	-2	13	8	10	0	0	0	3	-1	6	3	1
SI		10	-2	10	-7	11	-9	6	-9	1	1	5	4	5	4	1
SK		12	2	15	3	10	3	8	1	0	0	7	5	6	2	2
FI		6	-2	5	-1	32	10	6	0	0	0	0	0	1	0	0
SE		10	2	8	-1	12	2	4	-2	0	0	0	0	1	0	1


























Special Eurobarometer 517 Future of Europe

QA3 With whom would you like to discuss the future of the European Union? (MAX. 2 ANSWERS)
(%)

		Family, friends, colleagues		Citizens from other EU countries		Local or regional politicians		National politicians		European politicians	
		September/October 2021	Diff. September/October 2021 - October/November 2020	September/October 2021	Diff. September/October 2021 - October/November 2020	September/October 2021	Diff. September/October 2021 - October/November 2020	September/October 2021	Diff. September/October 2021 - October/November 2020	September/October 2021	Diff. September/October 2021 - October/November 2020
EU27		36	-1	20	-5	18	-11	22	26	-6	
BE		35	4	23	-9	16	-9	24	31	-15	
BG		46	-3	14	-10	20	-4	21	17	0	
CZ		40	9	21	-11	19	-11	22	28	-18	
DK		58	10	17	-9	12	-12	27	26	-15	
DE		45	0	27	0	19	-14	21	31	-6	
EE		44	6	8	-18	13	-17	10	14	-20	
IE		48	14	13	-23	26	-2	28	21	-29	
EL		45	7	25	-8	20	-6	20	16	-11	
ES		34	-1	16	-4	13	-12	18	22	-6	
FR		40	-2	21	-6	19	-8	15	19	-5	
HR		39	6	30	-4	17	-9	18	26	-7	
IT		24	1	17	-8	21	-13	30	30	-7	
CY		44	-1	24	-2	11	-4	12	20	-5	
LV		54	3	16	-2	9	-6	11	13	-10	
LT		47	21	16	-13	15	-15	16	17	-26	
LU		54	22	19	-10	13	-18	22	23	-29	
HU		51	-9	11	-4	19	-3	16	12	-4	
MT		48	15	14	-12	18	-8	20	16	-13	
NL		35	-3	26	-5	12	-15	38	39	-8	
AT		36	5	19	-4	22	-6	23	24	-3	
PL		22	-9	15	-4	23	-12	27	23	1	
PT		30	-5	10	-1	10	-9	12	13	-8	
RO		31	-3	22	3	18	-10	16	32	2	
SI		49	25	15	-19	15	-7	12	18	-29	
SK		40	6	15	-8	17	-4	15	25	-7	
FI		31	1	15	-6	14	-22	43	36	-3	
SE		33	-5	30	-1	16	-20	44	39	-9	

Special Eurobarometer 517
Future of Europe

QA3 With whom would you like to discuss the future of the European Union? (MAX. 2 ANSWERS)
(%)

		Influencers, activists		Members of civil society organisations, e.g. non-governmental organisations		Other (SPONTANEOUS)		You are not interested in discussing the future of the EU (SPONTANEOUS)		Don't know
		September/October 2021	Diff. September/October 2021 - October/November 2020	September/October 2021	Diff. September/October 2021 - October/November 2020	September/October 2021	Diff. September/October 2021 - October/November 2020	September/October 2021	Diff. September/October 2021 - October/November 2020	
EU27		7	0	11	-4	0	0	9	3	2
BE		11	-1	11	-6	0	0	3	3	1
BG		7	-3	10	-7	0	0	11	6	4
CZ		4	1	8	-3	0	0	4	3	1
DK		2	-1	5	-5	1	-1	5	1	1
DE		4	-1	7	-3	0	0	5	2	1
EE		11	-15	6	-12	2	2	15	15	5
IE		7	-1	8	-8	0	0	2	1	1
EL		10	-3	14	-3	0	-1	14	7	0
ES		5	2	10	-2	1	0	13	2	5
FR		8	-1	10	-4	0	0	11	5	2
HR		5	-3	15	-3	0	0	5	1	1
IT		8	1	16	-5	0	0	9	3	2
CY		10	-2	9	-9	0	0	10	5	3
LV		6	-2	7	-4	1	0	10	3	4
LT		6	-7	5	-15	1	1	14	14	3
LU		6	0	12	-6	0	0	1	1	0
HU		6	-1	15	0	0	0	6	1	3
MT		6	-4	8	-4	2	1	8	-5	3
NL		6	0	11	-8	0	0	2	1	1
AT		10	-1	10	-2	1	-1	13	-7	0
PL		8	0	20	-4	0	0	11	6	3
PT		3	-1	5	-3	0	0	36	5	8
RO		9	1	15	-4	0	0	6	1	2
SI		12	-4	11	-6	1	1	11	10	1
SK		17	-6	8	-3	0	0	9	3	2
FI		11	-4	8	-5	0	0	2	1	1
SE		2	0	12	-1	0	0	1	0	1

Special Eurobarometer 517
Future of Europe

QA4.1 To what extent do you agree or disagree with each of the following statements?
EU citizens voice should be more taken into account for decisions relating to the future of Europe (%)

		Totally agree		Tend to agree		Tend to disagree		Totally disagree		Don't Know		Total 'Agree'		Total 'Disagree'	
		September/October 2021	Diff. September/October 2021 - October/November 2020	September/October 2021	Diff. September/October 2021 - October/November 2020	September/October 2021	Diff. September/October 2021 - October/November 2020	September/October 2021	Diff. September/October 2021 - October/November 2020	September/October 2021	Diff. September/October 2021 - October/November 2020	September/October 2021	Diff. September/October 2021 - October/November 2020	September/October 2021	Diff. September/October 2021 - October/November 2020
EU27		52	-3	38	1	5	0	2	1	3	90	-2	7	1	
BE		51	-6	42	5	5	0	1	0	1	93	-1	6	0	
BG		61	-7	32	7	2	0	1	0	4	93	0	3	0	
CZ		55	-5	35	-1	6	3	2	1	2	90	-6	8	4	
DK		41	-3	45	1	9	1	2	0	3	86	-2	11	1	
DE		56	1	37	-1	4	-1	1	0	2	93	0	5	-1	
EE		46	-16	38	5	6	2	2	1	8	84	-11	8	3	
IE		57	-5	36	1	2	0	0	-1	5	93	-4	2	-1	
EL		70	-3	27	3	2	0	0	0	1	97	0	2	0	
ES		60	-5	29	1	4	1	3	2	4	89	-4	7	3	
FR		50	-8	41	6	3	0	2	1	4	91	-2	5	1	
HR		53	0	41	0	4	0	1	0	1	94	0	5	0	
IT		45	-3	42	1	6	1	3	1	4	87	-2	9	2	
CY		73	-5	20	2	3	2	1	-1	3	93	-3	4	1	
LV		60	-2	31	0	5	2	2	0	2	91	-2	7	2	
LT		54	-2	36	-4	5	2	1	0	4	90	-6	6	2	
LU		62	7	29	-8	4	-4	2	2	3	91	-1	6	-2	
HU		45	-5	47	5	6	0	1	0	1	92	0	7	0	
MT		68	12	25	-8	2	1	0	-1	5	93	4	2	0	
NL		46	0	39	-2	11	2	2	-1	2	85	-2	13	1	
AT		51	-3	36	3	8	0	3	-1	2	87	0	11	-1	
PL		41	-5	47	3	8	3	2	1	2	88	-2	10	4	
PT		49	5	47	-5	0	-1	0	0	4	96	0	0	-1	
RO		50	6	31	-1	13	-2	2	-2	4	81	5	15	-4	
SI		58	-13	31	5	6	4	3	3	2	89	-8	9	7	
SK		56	2	38	-3	3	0	1	0	2	94	-1	4	0	
FI		53	2	43	-2	4	1	0	0	0	96	0	4	1	
SE		48	1	42	-4	5	0	1	0	4	90	-3	6	0	

Special Eurobarometer 517
Future of Europe

QA4.2 To what extent do you agree or disagree with each of the following statements?
There is still work to be done to strengthen democracy in the EU (%)

		Totally agree		Tend to agree		Tend to disagree		Totally disagree		Don't Know		Total 'Agree'		Total 'Disagree'	
		September/October 2021	Diff. September/October 2021 - October/November 2020	September/October 2021	Diff. September/October 2021 - October/November 2020	September/October 2021	Diff. September/October 2021 - October/November 2020	September/October 2021	Diff. September/October 2021 - October/November 2020	September/October 2021	Diff. September/October 2021 - October/November 2020	September/October 2021	Diff. September/October 2021 - October/November 2020	September/October 2021	Diff. September/October 2021 - October/November 2020
EU27		52	-1	37	1	5	-1	2	0	4	89	0	7	-1	
BE		46	-7	45	7	7	-2	1	1	1	91	0	8	-1	
BG		54	-4	31	3	5	2	2	-1	8	85	-1	7	1	
CZ		47	-7	38	0	8	3	3	1	4	85	-7	11	4	
DK		49	2	40	-4	5	-1	2	2	4	89	-2	7	1	
DE		62	2	31	0	4	-1	1	-1	2	93	2	5	-2	
EE		39	-12	41	-1	8	2	2	1	10	80	-13	10	3	
IE		49	-11	40	5	2	-3	1	1	8	89	-6	3	-2	
EL		66	7	30	-5	3	-1	0	0	1	96	2	3	-1	
ES		57	-2	30	-1	5	0	1	0	7	87	-3	6	0	
FR		52	-2	36	1	7	1	1	0	4	88	-1	8	1	
HR		55	-1	39	2	4	-2	1	1	1	94	1	5	-1	
IT		43	-2	42	1	5	-2	4	2	6	85	-1	9	0	
CY		75	-6	22	6	0	-2	1	0	2	97	0	1	-2	
LV		49	-3	39	6	5	-3	1	-1	6	88	3	6	-4	
LT		50	-2	40	-1	4	-2	0	-1	6	90	-3	4	-3	
LU		59	4	30	-9	8	2	0	0	3	89	-5	8	2	
HU		46	-1	46	3	6	-1	1	-1	1	92	2	7	-2	
MT		58	17	31	-13	2	1	1	0	8	89	4	3	1	
NL		63	7	32	-3	3	-1	1	-2	1	95	4	4	-3	
AT		46	-1	38	1	11	0	1	-2	4	84	0	12	-2	
PL		36	-3	50	-1	9	4	3	2	2	86	-4	12	6	
PT		47	3	46	-4	1	0	0	0	6	93	-1	1	0	
RO		45	5	38	3	10	-6	2	-2	5	83	8	12	-8	
SI		52	-8	34	0	6	2	3	2	5	86	-8	9	4	
SK		49	4	40	-3	6	-1	1	-1	4	89	1	7	-2	
FI		61	1	35	0	3	-1	1	0	0	96	1	4	-1	
SE		74	9	21	-9	2	0	0	-1	3	95	0	2	-1	

Special Eurobarometer 517
Future of Europe





























QA4.3 To what extent do you agree or disagree with each of the following statements?
There is still work to be done to protect democracy in the EU (%)

		Totally agree		Tend to agree		Tend to disagree		Totally disagree		Don't Know		Total 'Agree'		Total 'Disagree'	
		September/October 2021	Diff. September/October 2021 - October/November 2020	September/October 2021	Diff. September/October 2021 - October/November 2020	September/October 2021	Diff. September/October 2021 - October/November 2020	September/October 2021	Diff. September/October 2021 - October/November 2020	September/October 2021	Diff. September/October 2021 - October/November 2020	September/October 2021	Diff. September/October 2021 - October/November 2020	September/October 2021	Diff. September/October 2021 - October/November 2020
EU27		49	-1	39	0	6	0	2	0	4	88	-1	8	0	
BE		42	-7	47	5	7	0	2	0	2	89	-2	9	0	
BG		44	-7	40	8	5	2	2	-1	9	84	1	7	1	
CZ		53	-4	35	-3	8	5	2	0	2	88	-7	10	5	
DK		42	-1	45	-3	9	2	1	0	3	87	-4	10	2	
DE		56	0	38	1	3	-1	1	0	2	94	1	4	-1	
EE		40	-10	36	-9	9	5	2	1	13	76	-19	11	6	
IE		53	-6	38	1	3	-1	0	0	6	91	-5	3	-1	
EL		67	7	31	-2	1	-4	0	0	1	98	5	1	-4	
ES		56	-2	33	-1	5	2	1	0	5	89	-3	6	2	
FR		42	-8	44	5	6	0	2	1	6	86	-3	8	1	
HR		50	-5	44	4	5	1	0	-1	1	94	-1	5	0	
IT		44	1	43	1	6	-1	2	-1	5	87	2	8	-2	
CY		65	-13	31	13	2	1	0	-2	2	96	0	2	-1	
LV		50	4	33	-7	8	0	3	1	6	83	-3	11	1	
LT		44	-2	42	-1	6	-3	1	-1	7	86	-3	7	-4	
LU		50	-6	38	6	4	-7	4	3	4	88	0	8	-4	
HU		45	-8	49	10	4	-1	0	-2	2	94	2	4	-3	
MT		64	22	28	-14	1	-2	0	-1	7	92	8	1	-3	
NL		61	4	31	-5	3	-3	2	1	3	92	-1	5	-2	
AT		43	3	41	-1	9	-3	3	0	4	84	2	12	-3	
PL		36	0	47	0	11	2	3	1	3	83	0	14	3	
PT		49	9	44	-10	1	0	0	0	6	93	-1	1	0	
RO		43	3	35	-3	13	-1	2	-1	7	78	0	15	-2	
SI		50	-8	32	-4	8	4	5	4	5	82	-12	13	8	
SK		52	-3	39	0	3	0	2	1	4	91	-3	5	1	
FI		64	-2	32	4	3	-2	1	0	0	96	2	4	-2	
SE		73	6	22	-7	3	1	0	-1	2	95	-1	3	0	

Special Eurobarometer 517
Future of Europe

QA5.1 To what extent does each of the following statements correspond or not to your opinion? You would like to have more of a say over important decisions affecting:





























Your local area (%)

		Yes, definitely	Yes, to some extent	No, not really	No, definitely not	Don't know	Total 'Yes'	Total 'No'
EU27		41	41	11	5	2	82	16
BE		41	45	11	3	0	86	14
BG		44	38	8	8	2	82	16
CZ		41	40	12	6	1	81	18
DK		43	37	15	4	1	80	19
DE		42	38	12	6	2	80	18
EE		37	38	14	7	4	75	21
IE		48	38	10	2	2	86	12
EL		34	40	18	8	0	74	26
ES		49	31	11	8	1	80	19
FR		45	38	11	3	3	83	14
HR		27	44	19	9	1	71	28
IT		43	44	7	3	3	87	10
CY		58	28	8	6	0	86	14
LV		53	33	10	2	2	86	12
LT		23	39	21	14	3	62	35
LU		43	40	9	3	5	83	12
HU		31	52	12	4	1	83	16
MT		52	30	10	5	3	82	15
NL		33	49	16	1	1	82	17
AT		39	42	12	6	1	81	18
PL		30	48	12	8	2	78	20
PT		40	37	12	10	1	77	22
RO		40	38	15	6	1	78	21
SI		41	38	12	8	1	79	20
SK		44	44	6	4	2	88	10
FI		42	44	13	1	0	86	14
SE		42	42	13	2	1	84	15

Special Eurobarometer 517
Future of Europe

QA5.2 To what extent does each of the following statements correspond or not to your opinion? You would like to have more of a say over important decisions affecting:





























Your country as a whole (%)

		Yes, definitely	Yes, to some extent	No, not really	No, definitely not	Don't know	Total 'Yes'	Total 'No'
EU27		37	42	13	6	2	79	19
BE		36	50	10	3	1	86	13
BG		41	41	8	8	2	82	16
CZ		35	42	14	8	1	77	22
DK		41	41	13	4	1	82	17
DE		36	42	14	6	2	78	20
EE		29	39	20	8	4	68	28
IE		44	41	11	2	2	85	13
EL		32	40	19	9	0	72	28
ES		42	33	13	10	2	75	23
FR		46	42	6	3	3	88	9
HR		25	42	22	10	1	67	32
IT		40	46	8	4	2	86	12
CY		58	28	8	6	0	86	14
LV		49	35	10	3	3	84	13
LT		22	34	22	19	3	56	41
LU		46	42	7	2	3	88	9
HU		27	50	17	5	1	77	22
MT		49	30	10	8	3	79	18
NL		31	50	17	1	1	81	18
AT		37	43	13	6	1	80	19
PL		26	45	17	9	3	71	26
PT		36	39	13	10	2	75	23
RO		35	40	17	7	1	75	24
SI		33	36	19	11	1	69	30
SK		39	47	7	5	2	86	12
FI		37	48	14	1	0	85	15
SE		35	49	12	2	2	84	14

Special Eurobarometer 517
Future of Europe





























QA5.3 To what extent does each of the following statements correspond or not to your opinion? You would like to have more of a say over important decisions affecting:

The European Union as a whole (%)

		Yes, definitely	Yes, to some extent	No, not really	No, definitely not	Don't know	Total 'Yes'	Total 'No'
EU27		27	43	18	9	3	70	27
BE		30	47	18	4	1	77	22
BG		25	38	16	13	8	63	29
CZ		19	44	22	13	2	63	35
DK		27	44	22	5	2	71	27
DE		27	39	22	9	3	66	31
EE		16	34	27	16	7	50	43
IE		34	42	17	3	4	76	20
EL		16	34	29	21	0	50	50
ES		33	35	17	13	2	68	30
FR		37	44	9	5	5	81	14
HR		15	40	31	12	2	55	43
IT		28	47	15	6	4	75	21
CY		39	31	17	12	1	70	29
LV		31	38	18	7	6	69	25
LT		10	31	30	25	4	41	55
LU		39	43	11	4	3	82	15
HU		16	50	24	8	2	66	32
MT		26	38	14	17	5	64	31
NL		20	51	24	4	1	71	28
AT		21	45	19	13	2	66	32
PL		15	46	22	12	5	61	34
PT		24	38	18	15	5	62	33
RO		26	39	23	9	3	65	32
SI		25	36	23	15	1	61	38
SK		26	50	12	8	4	76	20
FI		26	51	22	1	0	77	23
SE		24	49	20	4	3	73	24



























Special Eurobarometer 517
Future of Europe

QA6 Have you recently read in the press, seen on the Internet or on television or heard on the radio something about the Conference on the Future of Europe?
(%)

		Yes, and you know what this is about	Yes, but you don't really know what this is about	No	Don't know	Total 'Yes'
EU27		10	23	67	0	33
BE		11	23	66	0	34
BG		6	16	77	1	22
CZ		11	21	68	0	32
DK		6	20	74	0	26
DE		14	25	61	0	39
EE		7	22	70	1	29
IE		15	14	71	0	29
EL		10	22	68	0	32
ES		9	21	70	0	30
FR		4	16	79	1	20
HR		13	32	54	1	45
IT		10	29	61	0	39
CY		12	24	64	0	36
LV		9	19	72	0	28
LT		9	17	73	1	26
LU		14	22	64	0	36
HU		13	32	55	0	45
MT		17	32	50	1	49
NL		11	23	65	1	34
AT		15	22	63	0	37
PL		13	19	68	0	32
PT		11	17	71	1	28
RO		5	27	68	0	32
SI		14	28	58	0	42
SK		7	26	66	1	33
FI		16	38	46	0	54
SE		9	30	61	0	39

Special Eurobarometer 517
Future of Europe





























QA7 Where have you seen, read or heard something about the Conference on the Future of Europe? (MULTIPLE ANSWERS POSSIBLE)
(%)

		TV	Radio	The written press (newspapers or other print magazines)	Online media outlets	Social media platforms	Other (SPONTANEOUS)	Don't know
EU27		62	18	28	30	15	0	1
BE		51	24	39	27	18	0	0
BG		72	10	7	38	35	0	1
CZ		49	19	14	44	16	0	1
DK		60	21	22	23	11	1	2
DE		59	25	35	34	14	0	1
EE		46	18	12	40	19	0	5
IE		48	33	18	23	13	0	0
EL		62	7	17	50	22	1	1
ES		61	13	14	33	9	1	1
FR		63	23	18	19	13	0	3
HR		55	12	21	41	17	0	2
IT		74	13	35	28	22	0	1
CY		69	10	16	51	17	0	2
LV		48	18	5	31	29	2	2
LT		55	10	9	49	25	1	0
LU		39	24	29	35	18	1	0
HU		66	11	15	35	18	0	1
MT		52	12	18	46	37	0	0
NL		57	17	33	43	13	0	0
AT		49	17	47	26	13	1	3
PL		62	16	27	23	13	0	1
PT		81	12	35	13	14	1	3
RO		48	14	22	23	13	2	1
SI		64	21	26	41	11	0	1
SK		59	18	26	38	16	0	2
FI		57	15	35	28	10	0	0
SE		54	29	33	33	17	2	0

Special Eurobarometer 517
Future of Europe

QA8.1 For each of the following visual elements, please tell whether you have already seen it in the past few months.























VISUAL 1 (%)

		Yes, you remember it well	Yes, you think so	No	Don't know	Total 'Yes'
EU27		5	20	74	1	25
BE		7	19	73	1	26
BG		4	14	79	3	18
CZ		3	21	74	2	24
DK		5	12	83	0	17
DE		6	18	75	1	24
EE		5	20	71	4	25
IE		6	14	78	2	20
EL		4	16	79	1	20
ES		7	22	71	0	29
FR		4	13	83	0	17
HR		6	37	53	4	43
IT		3	25	71	1	28
CY		12	27	57	4	39
LV		8	20	69	3	28
LT		6	22	70	2	28
LU		6	17	76	1	23
HU		7	32	60	1	39
MT		10	27	60	3	37
NL		7	19	73	1	26
AT		12	23	63	2	35
PL		7	16	73	4	23
PT		7	18	71	4	25
RO		3	26	69	2	29
SI		10	28	61	1	38
SK		9	22	65	4	31
FI		3	26	71	0	29
SE		7	17	74	2	24

Special Eurobarometer 517
Future of Europe

QA8.2 For each of the following visual elements, please tell whether you have already seen it in the past few months.



























VISUAL 2 (%)

		Yes, you remember it well	Yes, you think so	No	Don't know	Total 'Yes'
EU27		4	16	78	2	20
BE		4	17	78	1	21
BG		2	14	81	3	16
CZ		3	19	76	2	22
DK		3	10	87	0	13
DE		5	14	80	1	19
EE		3	20	72	5	23
IE		5	15	79	1	20
EL		3	15	82	0	18
ES		5	17	77	1	22
FR		3	11	86	0	14
HR		5	35	56	4	40
IT		4	18	77	1	22
CY		10	23	62	5	33
LV		6	16	75	3	22
LT		5	20	73	2	25
LU		4	15	79	2	19
HU		6	31	62	1	37
MT		9	17	70	4	26
NL		3	13	83	1	16
AT		11	19	67	3	30
PL		6	15	75	4	21
PT		7	15	73	5	22
RO		4	21	73	2	25
SI		8	26	64	2	34
SK		8	23	65	4	31
FI		4	21	75	0	25
SE		2	17	79	2	19

Special Eurobarometer 517
Future of Europe

QA8.3 For each of the following visual elements, please tell whether you have already seen it in the past few months.

























VISUAL 3 (%)

		Yes, you remember it well,	Yes, you think so	No	Don't know	Total 'Yes'
EU27		5	19	75	1	24
BE		6	19	74	1	25
BG		4	14	79	3	18
CZ		2	18	78	2	20
DK		3	13	84	0	16
DE		6	18	75	1	24
EE		4	22	70	4	26
IE		5	16	78	1	21
EL		3	13	83	1	16
ES		4	20	76	0	24
FR		4	13	82	1	17
HR		4	31	62	3	35
IT		2	24	73	1	26
CY		14	23	61	2	37
LV		7	21	71	1	28
LT		7	18	73	2	25
LU		8	15	74	3	23
HU		10	33	57	0	43
MT		16	20	62	2	36
NL		7	19	74	0	26
AT		7	23	66	4	30
PL		6	15	77	2	21
PT		5	19	73	3	24
RO		4	28	65	3	32
SI		8	24	67	1	32
SK		7	22	67	4	29
FI		3	21	76	0	24
SE		5	18	76	1	23

Special Eurobarometer 517
Future of Europe

QA8.4 For each of the following visual elements, please tell whether you have already seen it in the past few months.



























VISUAL 4 (%)

		Yes, you remember it well	Yes, you think so	No	Don't know	Total 'Yes'
EU27		4	18	77	1	22
BE		4	17	79	0	21
BG		3	16	78	3	19
CZ		3	17	78	2	20
DK		3	14	83	0	17
DE		4	19	75	2	23
EE		5	22	69	4	27
IE		5	15	80	0	20
EL		3	12	84	1	15
ES		3	15	82	0	18
FR		3	10	85	2	13
HR		5	31	62	2	36
IT		4	20	76	0	24
CY		13	25	60	2	38
LV		9	21	69	1	30
LT		5	19	74	2	24
LU		8	17	73	2	25
HU		9	34	56	1	43
MT		14	20	63	3	34
NL		6	17	76	1	23
AT		9	22	64	5	31
PL		6	15	77	2	21
PT		7	19	71	3	26
RO		4	25	70	1	29
SI		6	27	65	2	33
SK		7	23	66	4	30
FI		4	22	74	0	26
SE		4	18	76	2	22

Special Eurobarometer 517
Future of Europe

QA9.1A The visual elements we have just shown are part of the communication campaign to advertise the Conference on the Future of Europe. Regardless of whether you have seen it or not, do you think the following statement applies well or not to this visual? Please use a scale from 1 to 7 where 1 means "applies very well" and 7 means "does not apply well at all".




























This visual is appealing and makes people willing to participate in the Conference VISUAL 1 (%)

		1 Yes, applies very well	2	3	4	5	6	7 No, does not apply well at all	Don't know	Applies well	Moderately applies	Does not apply well
EU27		12	17	17	16	12	8	13	5	29	45	21
BE		17	16	19	18	11	8	10	1	33	48	18
BG		35	25	12	13	4	1	3	7	60	29	4
CZ		13	16	18	17	13	6	14	3	29	48	20
DK		12	12	16	17	12	8	17	6	24	45	25
DE		7	16	21	15	11	11	16	3	23	47	27
EE		7	10	17	15	8	7	19	17	17	40	26
IE		9	18	13	19	10	10	15	6	27	42	25
EL		9	16	22	23	9	10	9	2	25	54	19
ES		9	17	18	16	12	7	13	8	26	46	20
FR		6	9	13	19	13	9	24	7	15	45	33
HR		22	19	17	18	9	6	6	3	41	44	12
IT		21	24	15	12	12	5	8	3	45	39	13
CY		11	14	25	18	9	5	14	4	25	52	19
LV		16	13	15	16	11	6	17	6	29	42	23
LT		10	13	15	15	11	9	12	15	23	41	21
LU		18	14	10	14	8	8	20	8	32	32	28
HU		20	21	20	15	12	3	7	2	41	47	10
MT		13	23	18	18	9	2	8	9	36	45	10
NL		7	12	13	16	14	17	19	2	19	43	36
AT		20	18	20	12	9	9	9	3	38	41	18
PL		14	24	23	16	10	5	3	5	38	49	8
PT		10	27	16	20	11	4	1	11	37	47	5
RO		19	16	16	17	12	6	5	9	35	45	11
SI		15	16	18	15	12	8	12	4	31	45	20
SK		17	16	17	20	11	5	6	8	33	48	11
FI		7	13	23	23	16	9	9	0	20	62	18
SE		7	13	18	17	15	16	12	2	20	50	28

Special Eurobarometer 517
Future of Europe

QA9.2A The visual elements we have just shown are part of the communication campaign to advertise the Conference on the Future of Europe. Regardless of whether you have seen it or not, do you think the following statement applies well or not to this visual? Please use a scale from 1 to 7 where 1 means "applies very well" and 7 means "does not apply well at all".



























This visual shows that the European Union is listening to its citizens VISUAL 1 (%)

		1 Yes, applies very well	2	3	4	5	6	7 No, does not apply well at all	Don't know	Applies well	Moderately applies	Does not apply well
EU27		10	15	16	17	12	9	16	5	25	45	25
BE		13	13	18	19	15	9	13	0	26	52	22
BG		33	22	11	14	6	2	4	8	55	31	6
CZ		16	15	16	18	10	9	13	3	31	44	22
DK		9	7	14	16	14	8	25	7	16	44	33
DE		6	10	19	19	12	9	22	3	16	50	31
EE		7	7	12	18	10	8	20	18	14	40	28
IE		9	16	13	17	12	10	17	6	25	42	27
EL		7	15	20	23	13	11	9	2	22	56	20
ES		7	17	14	15	12	11	17	7	24	41	28
FR		4	7	11	15	15	12	29	7	11	41	41
HR		20	16	21	17	11	5	7	3	36	49	12
IT		19	21	18	13	10	7	9	3	40	41	16
CY		11	14	23	17	9	7	15	4	25	49	22
LV		11	8	18	18	9	8	21	7	19	45	29
LT		7	12	12	16	13	11	14	15	19	41	25
LU		15	11	8	17	13	6	22	8	26	38	28
HU		19	21	17	19	11	5	6	2	40	47	11
MT		10	22	22	19	7	4	7	9	32	48	11
NL		3	8	13	14	14	14	33	1	11	41	47
AT		16	19	16	14	14	8	11	2	35	44	19
PL		14	22	21	17	9	8	4	5	36	47	12
PT		11	23	17	22	9	4	2	12	34	48	6
RO		18	17	17	17	10	6	6	9	35	44	12
SI		12	12	18	17	11	10	16	4	24	46	26
SK		16	15	16	18	12	5	9	9	31	46	14
FI		9	9	18	24	20	10	10	0	18	62	20
SE		4	9	13	20	19	13	20	2	13	52	33

Special Eurobarometer 517
Future of Europe

QA9.1B The visual elements we have just shown are part of the communication campaign to advertise the Conference on the Future of Europe. Regardless of whether you have seen it or not, do you think the following statement applies well or not to this visual? Please use a scale from 1 to 7 where 1 means "applies very well" and 7 means "does not apply well at all".




























This visual is appealing and makes people willing to participate in the Conference VISUAL 2 (%)

		1 Yes, applies very well	2	3	4	5	6	7 No, does not apply well at all	Don't know	Applies well	Moderately applies	Does not apply well
EU27		10	15	18	18	12	9	13	5	25	48	22
BE		9	12	23	20	16	8	11	1	21	59	19
BG		24	25	15	16	6	3	4	7	49	37	7
CZ		10	12	19	19	14	10	14	2	22	52	24
DK		11	10	15	19	12	10	17	6	21	46	27
DE		6	13	21	21	12	9	15	3	19	54	24
EE		6	10	14	18	10	5	21	16	16	42	26
IE		8	18	14	18	11	10	16	5	26	43	26
EL		11	15	18	22	12	12	8	2	26	52	20
ES		8	15	16	17	13	9	14	8	23	46	23
FR		6	8	14	19	14	10	24	5	14	47	34
HR		19	16	19	17	12	8	7	2	35	48	15
IT		17	20	17	15	11	8	9	3	37	43	17
CY		12	13	26	16	10	5	15	3	25	52	20
LV		13	12	12	20	10	7	19	7	25	42	26
LT		8	12	17	17	12	8	12	14	20	46	20
LU		14	17	12	13	10	6	19	9	31	35	25
HU		20	20	21	16	11	5	5	2	40	48	10
MT		9	20	24	19	8	2	8	10	29	51	10
NL		3	12	15	19	15	14	21	1	15	49	35
AT		17	16	17	18	11	8	10	3	33	46	18
PL		14	24	20	17	9	7	4	5	38	46	11
PT		10	24	17	22	11	4	1	11	34	50	5
RO		17	15	17	16	10	7	9	9	32	43	16
SI		16	12	18	19	11	8	12	4	28	48	20
SK		15	15	16	19	13	6	8	8	30	48	14
FI		7	10	20	24	20	10	9	0	17	64	19
SE		6	11	23	16	15	14	12	3	17	54	26

Special Eurobarometer 517
Future of Europe

QA9.2B The visual elements we have just shown are part of the communication campaign to advertise the Conference on the Future of Europe. Regardless of whether you have seen it or not, do you think the following statement applies well or not to this visual? Please use a scale from 1 to 7 where 1 means "applies very well" and 7 means "does not apply well at all".



























This visual shows that the European Union is listening to its citizens VISUAL 2 (%)

		1 Yes, applies very well	2	3	4	5	6	7 No, does not apply well at all	Don't know	Applies well	Moderately applies	Does not apply well
EU27		9	15	18	18	12	9	14	5	24	48	23
BE		8	11	22	24	14	7	13	1	19	60	20
BG		24	21	18	15	7	2	5	8	45	40	7
CZ		10	14	18	19	13	10	14	2	24	50	24
DK		9	8	13	18	12	12	21	7	17	43	33
DE		5	12	20	19	11	11	18	4	17	50	29
EE		6	7	16	18	8	6	22	17	13	42	28
IE		8	16	15	19	10	9	17	6	24	44	26
EL		8	15	20	23	12	12	8	2	23	55	20
ES		6	16	15	17	14	10	15	7	22	46	25
FR		3	9	12	18	16	11	25	6	12	46	36
HR		19	16	17	18	11	9	7	3	35	46	16
IT		16	19	17	15	12	8	10	3	35	44	18
CY		12	15	21	16	11	6	16	3	27	48	22
LV		10	11	15	17	12	8	20	7	21	44	28
LT		7	11	14	20	13	9	13	13	18	47	22
LU		14	16	8	16	9	7	19	11	30	33	26
HU		19	21	20	17	11	4	6	2	40	48	10
MT		8	20	23	21	9	2	8	9	28	53	10
NL		3	8	16	15	15	14	28	1	11	46	42
AT		16	18	19	14	11	8	13	1	34	44	21
PL		12	23	22	17	10	7	4	5	35	49	11
PT		10	25	17	20	12	4	1	11	35	49	5
RO		14	17	18	16	10	6	9	10	31	44	15
SI		14	12	18	19	12	8	14	3	26	49	22
SK		13	14	15	23	11	7	8	9	27	49	15
FI		4	10	21	28	17	11	9	0	14	66	20
SE		6	10	19	19	14	15	15	2	16	52	30

Special Eurobarometer 517
Future of Europe

QA9.1C The visual elements we have just shown are part of the communication campaign to advertise the Conference on the Future of Europe. Regardless of whether you have seen it or not, do you think the following statement applies well or not to this visual? Please use a scale from 1 to 7 where 1 means "applies very well" and 7 means "does not apply well at all".




























This visual is appealing and makes people willing to participate in the Conference VISUAL 3 (%)

		1 Yes, applies very well	2	3	4	5	6	7 No, does not apply well at all	Don't know	Applies well	Moderately applies	Does not apply well
EU27		9	14	18	18	13	9	14	5	23	49	23
BE		10	11	21	20	17	8	12	1	21	58	20
BG		26	25	13	16	5	3	4	8	51	34	7
CZ		7	9	19	22	16	9	13	5	16	57	22
DK		8	13	15	19	10	12	18	5	21	44	30
DE		4	11	18	22	13	10	18	4	15	53	28
EE		9	8	11	17	12	8	21	14	17	40	29
IE		11	17	16	19	8	9	13	7	28	43	22
EL		9	17	18	25	13	8	8	2	26	56	16
ES		5	11	17	16	15	10	18	8	16	48	28
FR		5	7	12	16	16	12	26	6	12	44	38
HR		14	15	22	20	14	5	6	4	29	56	11
IT		18	19	22	14	11	5	8	3	37	47	13
CY		8	12	17	20	14	6	19	4	20	51	25
LV		13	10	10	19	9	8	24	7	23	38	32
LT		10	12	16	20	11	8	12	11	22	47	20
LU		10	9	13	16	16	10	17	9	19	45	27
HU		19	22	19	16	9	6	7	2	41	44	13
MT		14	21	17	15	12	2	11	8	35	44	13
NL		4	11	12	19	18	16	17	3	15	49	33
AT		14	18	15	15	11	7	14	6	32	41	21
PL		12	18	20	19	12	6	6	7	30	51	12
PT		10	22	20	20	9	4	4	11	32	49	8
RO		16	14	21	19	9	6	7	8	30	49	13
SI		14	14	13	19	11	11	13	5	28	43	24
SK		20	12	15	18	12	5	8	10	32	45	13
FI		5	9	21	30	18	10	7	0	14	69	17
SE		5	8	20	21	15	11	17	3	13	56	28

Special Eurobarometer 517
Future of Europe

QA9.2C The visual elements we have just shown are part of the communication campaign to advertise the Conference on the Future of Europe. Regardless of whether you have seen it or not, do you think the following statement applies well or not to this visual? Please use a scale from 1 to 7 where 1 means "applies very well" and 7 means "does not apply well at all".




























This visual shows that the European Union is listening to its citizens VISUAL 3 (%)

		1 Yes, applies very well	2	3	4	5	6	7 No, does not apply well at all	Don't know	Applies well	Moderately applies	Does not apply well
EU27		9	13	16	18	14	9	16	5	22	48	25
BE		9	8	19	21	16	9	17	1	17	56	26
BG		25	24	13	14	5	6	5	8	49	32	11
CZ		6	13	20	18	15	11	13	4	19	53	24
DK		9	8	13	13	16	11	25	5	17	42	36
DE		5	11	16	20	14	11	20	3	16	50	31
EE		7	9	11	18	11	7	24	13	16	40	31
IE		10	17	14	18	11	8	15	7	27	43	23
EL		8	14	18	26	14	10	8	2	22	58	18
ES		5	10	16	16	15	11	20	7	15	47	31
FR		5	6	10	16	21	10	26	6	11	47	36
HR		13	17	19	22	14	5	6	4	30	55	11
IT		18	18	20	16	11	5	9	3	36	47	14
CY		9	9	18	21	16	5	18	4	18	55	23
LV		8	8	12	20	11	10	25	6	16	43	35
LT		9	11	12	19	12	11	13	13	20	43	24
LU		11	7	13	18	12	7	22	10	18	43	29
HU		18	21	22	17	9	4	7	2	39	48	11
MT		13	19	19	16	11	3	11	8	32	46	14
NL		3	11	11	18	20	12	23	2	14	49	35
AT		14	18	17	17	10	7	13	4	32	44	20
PL		10	19	20	21	10	7	6	7	29	51	13
PT		9	23	19	19	10	5	3	12	32	48	8
RO		17	19	15	16	10	5	10	8	36	41	15
SI		9	13	17	17	11	12	16	5	22	45	28
SK		17	13	13	18	14	5	10	10	30	45	15
FI		4	9	20	30	18	10	9	0	13	68	19
SE		6	5	12	16	21	16	22	2	11	49	38

Special Eurobarometer 517
Future of Europe

QA9.1D The visual elements we have just shown are part of the communication campaign to advertise the Conference on the Future of Europe. Regardless of whether you have seen it or not, do you think the following statement applies well or not to this visual? Please use a scale from 1 to 7 where 1 means "applies very well" and 7 means "does not apply well at all".





























This visual is appealing and makes people willing to participate in the Conference VISUAL 4 (%)

		1 Yes, applies very well	2	3	4	5	6	7 No, does not apply well at all	Don't know	Applies well	Moderately applies	Does not apply well
EU27		11	15	18	17	12	9	13	5	26	47	22
BE		11	15	19	20	14	10	10	1	26	53	20
BG		32	24	13	14	4	2	3	8	56	31	5
CZ		9	13	22	17	12	8	14	5	22	51	22
DK		7	16	17	17	12	10	16	5	23	46	26
DE		5	13	20	21	12	12	14	3	18	53	26
EE		11	10	14	19	9	5	20	12	21	42	25
IE		10	19	16	17	10	8	13	7	29	43	21
EL		9	19	19	21	13	9	8	2	28	53	17
ES		8	16	15	14	13	10	18	6	24	42	28
FR		4	9	13	15	15	12	26	6	13	43	38
HR		15	19	20	18	12	7	7	2	34	50	14
IT		20	21	21	14	9	7	6	2	41	44	13
CY		8	12	21	19	12	6	18	4	20	52	24
LV		13	12	12	21	9	8	17	8	25	42	25
LT		11	15	18	18	10	9	8	11	26	46	17
LU		15	12	14	17	13	3	18	8	27	44	21
HU		21	20	24	13	10	5	6	1	41	47	11
MT		19	18	19	17	7	2	9	9	37	43	11
NL		4	12	16	17	14	14	21	2	16	47	35
AT		18	20	14	14	10	9	10	5	38	38	19
PL		11	20	21	19	10	7	5	7	31	50	12
PT		14	21	20	17	12	3	3	10	35	49	6
RO		22	13	17	19	12	3	6	8	35	48	9
SI		14	15	18	16	12	9	12	4	29	46	21
SK		17	16	14	19	12	6	7	9	33	45	13
FI		5	11	25	29	15	9	6	0	16	69	15
SE		6	10	19	22	16	10	15	2	16	57	25

Special Eurobarometer 517
Future of Europe

QA9.2D The visual elements we have just shown are part of the communication campaign to advertise the Conference on the Future of Europe. Regardless of whether you have seen it or not, do you think the following statement applies well or not to this visual? Please use a scale from 1 to 7 where 1 means "applies very well" and 7 means "does not apply well at all".





























This visual shows that the European Union is listening to its citizens VISUAL 4 (%)

	1 Yes, applies very well	2	3	4	5	6	7 No, does not apply well at all	Don't know	Applies well	Moderately applies	Does not apply well
EU27 	10	14	17	18	13	9	14	5	24	48	23
BE 	10	9	20	19	14	11	16	1	19	53	27
BG 	31	25	11	12	6	5	3	7	56	29	8
CZ 	8	14	19	18	14	11	13	3	22	51	24
DK 	8	8	13	17	16	10	23	5	16	46	33
DE 	5	13	17	20	13	12	17	3	18	50	29
EE 	10	8	14	19	11	8	18	12	18	44	26
IE 	11	17	12	21	11	7	14	7	28	44	21
EL 	9	16	20	24	12	9	9	1	25	56	18
ES 	8	15	15	12	13	11	19	7	23	40	30
FR 	4	8	12	17	18	11	24	6	12	47	35
HR 	14	18	21	21	11	6	7	2	32	53	13
IT 	21	21	18	16	8	6	7	3	42	42	13
CY 	11	11	20	17	13	7	18	3	22	50	25
LV 	10	12	13	20	10	9	19	7	22	43	28
LT 	12	13	17	18	8	10	10	12	25	43	20
LU 	12	10	12	20	13	9	16	8	22	45	25
HU 	21	21	23	12	9	5	7	2	42	44	12
MT 	19	16	22	14	8	4	8	9	35	44	12
NL 	2	9	14	18	20	14	21	2	11	52	35
AT 	15	21	17	14	9	7	13	4	36	40	20
PL 	11	19	21	18	12	7	5	7	30	51	12
PT 	13	21	20	19	10	4	2	11	34	49	6
RO 	21	15	17	17	9	6	7	8	36	43	13
SI 	13	13	19	18	9	10	13	5	26	46	23
SK 	17	12	15	21	12	6	8	9	29	48	14
FI 	5	10	22	29	15	11	8	0	15	66	19
SE 	6	8	18	19	18	12	17	2	14	55	29

Special Eurobarometer 517
Future of Europe

QA10.1 To what extent do you agree or disagree with the following statements about the Conference on the Future of Europe:





























The Conference represents significant progress for democracy within the EU (%)

		Totally agree	Tend to agree	Tend to disagree	Totally disagree	Don't know	Total 'Agree'	Total 'Disagree'
EU27		13	42	22	8	15	55	30
BE		8	50	30	7	5	58	37
BG		18	39	13	5	25	57	18
CZ		7	40	32	10	11	47	42
DK		11	44	23	7	15	55	30
DE		8	38	28	10	16	46	38
EE		8	36	27	11	18	44	38
IE		13	43	17	5	22	56	22
EL		17	50	24	5	4	67	29
ES		15	39	19	7	20	54	26
FR		8	38	24	11	19	46	35
HR		15	53	20	4	8	68	24
IT		22	48	15	5	10	70	20
CY		27	47	14	5	7	74	19
LV		9	44	23	8	16	53	31
LT		10	44	20	4	22	54	24
LU		11	42	21	10	16	53	31
HU		16	50	19	8	7	66	27
MT		12	57	15	5	11	69	20
NL		6	38	29	9	18	44	38
AT		17	41	22	10	10	58	32
PL		13	49	16	6	16	62	22
PT		12	49	15	1	23	61	16
RO		22	41	21	4	12	63	25
SI		13	37	31	11	8	50	42
SK		14	37	26	10	13	51	36
FI		4	49	40	6	1	53	46
SE		23	48	10	3	16	71	13

Special Eurobarometer 517
Future of Europe

QA10.2 To what extent do you agree or disagree with the following statements about the Conference on the Future of Europe:




























The Conference will have no real impact, it will not change much (%)

		Totally agree	Tend to agree	Tend to disagree	Totally disagree	Don't Know	Total 'Agree'	Total 'Disagree'
EU27		18	37	25	6	14	55	31
BE		17	46	30	3	4	63	33
BG		17	28	22	8	25	45	30
CZ		14	45	26	5	10	59	31
DK		16	42	24	5	13	58	29
DE		18	36	27	6	13	54	33
EE		14	31	32	7	16	45	39
IE		9	32	27	10	22	41	37
EL		31	32	26	5	6	63	31
ES		21	33	24	5	17	54	29
FR		24	38	17	6	15	62	23
HR		12	35	37	8	8	47	45
IT		17	38	27	9	9	55	36
CY		23	39	23	5	10	62	28
LV		22	36	27	4	11	58	31
LT		12	35	30	6	17	47	36
LU		17	36	27	7	13	53	34
HU		18	38	27	8	9	56	35
MT		8	38	34	8	12	46	42
NL		13	39	29	5	14	52	34
AT		23	38	22	8	9	61	30
PL		12	39	25	7	17	51	32
PT		9	40	22	3	26	49	25
RO		15	33	29	8	15	48	37
SI		21	43	21	5	10	64	26
SK		26	32	22	7	13	58	29
FI		16	52	30	2	0	68	32
SE		11	39	26	8	16	50	34

Special Eurobarometer 517
Future of Europe

QA11.1 Would you personally be willing to take part, as a citizen, in the activities of the Conference on the Future of Europe in each of the following ways?




























By taking part in meetings in your area, for example in citizens' debates or assemblies (%)

		Yes, definitely	Yes, probably	No, probably not	No, definitely not	You are not interested in contributing to such a debate (SPONTANEOUS)	Don't Know	Total 'Yes'	Total 'No'
EU27		12	34	27	24	1	2	46	51
BE		10	37	33	19	0	1	47	52
BG		14	32	20	26	3	5	46	46
CZ		10	35	25	27	1	2	45	52
DK		6	33	36	20	3	2	39	56
DE		9	38	32	18	2	1	47	50
EE		7	26	29	29	4	5	33	58
IE		17	33	26	19	1	4	50	45
EL		15	34	23	27	1	0	49	50
ES		11	26	24	34	3	2	37	58
FR		8	25	25	37	1	4	33	62
HR		11	33	30	24	1	1	44	54
IT		17	42	23	15	0	3	59	38
CY		16	32	17	32	2	1	48	49
LV		10	24	23	39	2	2	34	62
LT		6	26	24	41	1	2	32	65
LU		13	31	28	23	2	3	44	51
HU		11	25	26	37	0	1	36	63
MT		7	29	31	30	1	2	36	61
NL		6	32	37	23	1	1	38	60
AT		12	35	26	24	1	2	47	50
PL		17	36	24	19	3	1	53	43
PT		14	29	25	21	5	6	43	46
RO		20	42	20	15	1	2	62	35
SI		9	29	21	34	6	1	38	55
SK		10	34	19	33	1	3	44	52
FI		4	31	54	11	0	0	35	65
SE		13	37	38	11	1	0	50	49

Special Eurobarometer 517
Future of Europe

QA11.2 Would you personally be willing to take part, as a citizen, in the activities of the Conference on the Future of Europe in each of the following ways?



























By taking part in such meetings in another EU Member State, as well as in Brussels or Strasbourg (%)

		Yes, definitely	Yes, probably	No, probably not	No, definitely not	You are not interested in contributing to such a debate (SPONTANEOUS)	Don't Know	Total 'Yes'	Total 'No'
EU27		9	19	29	39	2	2	28	68
BE		7	21	38	32	1	1	28	70
BG		9	21	21	38	5	6	30	59
CZ		6	13	29	48	1	3	19	77
DK		3	11	30	50	3	3	14	80
DE		5	16	37	38	2	2	21	75
EE		4	13	28	44	5	6	17	72
IE		11	20	28	35	2	4	31	63
EL		7	16	22	54	1	0	23	76
ES		7	10	25	52	3	3	17	77
FR		5	14	26	50	1	4	19	76
HR		9	20	35	34	1	1	29	69
IT		16	30	25	26	0	3	46	51
CY		13	21	19	44	2	1	34	63
LV		6	12	25	53	2	2	18	78
LT		6	14	25	52	1	2	20	77
LU		7	18	32	38	2	3	25	70
HU		8	15	24	51	1	1	23	75
MT		5	17	30	45	1	2	22	75
NL		3	15	36	44	1	1	18	80
AT		8	20	22	46	2	2	28	68
PL		16	26	27	26	4	1	42	53
PT		12	21	30	26	5	6	33	56
RO		17	32	21	25	2	3	49	46
SI		5	14	22	50	8	1	19	72
SK		6	17	24	49	1	3	23	73
FI		3	12	52	33	0	0	15	85
SE		9	13	36	40	1	1	22	76

Special Eurobarometer 517
Future of Europe

QA11.3 Would you personally be willing to take part, as a citizen, in the activities of the Conference on the Future of Europe in each of the following ways?





























By taking part in online consultations, via discussion platforms (%)

		Yes, definitely	Yes, probably	No, probably not	No, definitely not	You are not interested in contributing to such a debate (SPONTANEOUS)	Don't Know	Total 'Yes'	Total 'No'
EU27		11	29	25	31	2	2	40	56
BE		10	37	29	22	1	1	47	51
BG		9	27	20	34	4	6	36	54
CZ		6	26	27	38	1	2	32	65
DK		5	21	35	34	3	2	26	69
DE		7	27	32	30	2	2	34	62
EE		5	19	30	35	5	6	24	65
IE		17	31	22	25	1	4	48	47
EL		14	26	17	42	1	0	40	59
ES		11	25	20	39	3	2	36	59
FR		8	25	20	42	1	4	33	62
HR		12	31	30	24	2	1	43	54
IT		16	38	21	21	1	3	54	42
CY		12	23	20	40	4	1	35	60
LV		6	20	23	47	2	2	26	70
LT		5	22	21	49	2	1	27	70
LU		14	29	22	29	2	4	43	51
HU		8	25	24	41	1	1	33	65
MT		9	26	27	35	1	2	35	62
NL		11	31	29	27	1	1	42	56
AT		13	25	22	37	2	1	38	59
PL		15	32	27	22	3	1	47	49
PT		13	28	25	24	5	5	41	49
RO		16	34	21	24	2	3	50	45
SI		7	20	23	41	8	1	27	64
SK		8	28	23	37	1	3	36	60
FI		3	29	51	17	0	0	32	68
SE		10	25	39	24	1	1	35	63

Special Eurobarometer 517
Future of Europe

QA11.4 Would you personally be willing to take part, as a citizen, in the activities of the Conference on the Future of Europe in each of the following ways?




























By answering a survey (face to face, telephone or online) (%)

		Yes, definitely	Yes, probably	No, probably not	No, definitely not	You are not interested in contributing to such a debate (SPONTANEOUS)	Don't know	Total 'Yes'	Total 'No'
EU27		19	40	18	20	1	2	59	38
BE		21	47	19	12	1	0	68	31
BG		16	37	15	23	3	6	53	38
CZ		14	39	19	24	1	3	53	43
DK		19	45	16	15	2	3	64	31
DE		20	42	20	14	2	2	62	34
EE		6	32	27	24	5	6	38	51
IE		32	40	12	12	1	3	72	24
EL		16	48	17	19	0	0	64	36
ES		18	35	17	26	2	2	53	43
FR		16	36	14	29	1	4	52	43
HR		19	45	20	14	1	1	64	34
IT		18	41	19	18	1	3	59	37
CY		33	38	11	15	2	1	71	26
LV		10	28	18	40	2	2	38	58
LT		9	27	21	39	2	2	36	60
LU		26	37	15	18	1	3	63	33
HU		17	37	19	26	0	1	54	45
MT		21	57	12	7	1	2	78	19
NL		31	48	10	9	1	1	79	19
AT		20	38	19	20	1	2	58	39
PL		18	38	20	20	3	1	56	40
PT		13	38	22	18	4	5	51	40
RO		24	38	19	16	1	2	62	35
SI		13	27	22	31	6	1	40	53
SK		13	39	17	27	1	3	52	44
FI		16	51	27	6	0	0	67	33
SE		45	44	7	3	0	1	89	10

Special Eurobarometer 517
Future of Europe

QA11.5 Would you personally be willing to take part, as a citizen, in the activities of the Conference on the Future of Europe in each of the following ways?





























By being active on online social networks (%)

		Yes, definitely	Yes, probably	No, probably not	No, definitely not	You are not interested in contributing to such a debate (SPONTANEOUS)	Don't Know	Total 'Yes'	Total 'No'
EU27		10	25	26	35	2	2	35	61
BE		7	29	34	29	1	0	36	63
BG		12	32	18	30	4	4	44	48
CZ		7	24	28	37	1	3	31	65
DK		5	20	33	37	3	2	25	70
DE		7	20	34	35	2	2	27	69
EE		6	23	27	34	5	5	29	61
IE		15	32	22	26	1	4	47	48
EL		14	26	18	40	2	0	40	58
ES		11	24	21	39	3	2	35	60
FR		6	17	20	51	2	4	23	71
HR		13	35	26	23	2	1	48	49
IT		15	37	21	22	1	4	52	43
CY		15	25	16	38	5	1	40	54
LV		7	16	26	47	2	2	23	73
LT		4	17	25	51	2	1	21	76
LU		13	21	25	36	3	2	34	61
HU		11	24	25	38	1	1	35	63
MT		10	26	27	34	1	2	36	61
NL		5	16	36	41	1	1	21	77
AT		11	27	22	36	2	2	38	58
PL		16	31	24	26	2	1	47	50
PT		11	31	24	24	5	5	42	48
RO		17	32	23	23	1	4	49	46
SI		7	21	22	42	8	0	28	64
SK		9	32	18	37	1	3	41	55
FI		3	16	56	25	0	0	19	81
SE		9	19	41	29	1	1	28	70

Special Eurobarometer 517
Future of Europe

QA11.6 Would you personally be willing to take part, as a citizen, in the activities of the Conference on the Future of Europe in each of the following ways?





























By putting forward your ideas and proposals to European and national politicians (in person, by email, online, by post, etc.) (%)

		Yes, definitely	Yes, probably	No, probably not	No, definitely not	You are not interested in contributing to such a debate (SPONTANEOUS)	Don't Know	Total 'Yes'	Total 'No'
EU27		10	29	28	29	2	2	39	57
BE		10	34	33	21	1	1	44	54
BG		11	29	19	31	4	6	40	50
CZ		6	25	28	37	1	3	31	65
DK		5	20	39	32	2	2	25	71
DE		7	29	34	26	2	2	36	60
EE		4	15	31	39	5	6	19	70
IE		16	34	23	22	1	4	50	45
EL		9	25	23	42	1	0	34	65
ES		10	21	23	41	3	2	31	64
FR		8	22	25	40	1	4	30	65
HR		11	32	29	25	1	2	43	54
IT		14	41	23	18	1	3	55	41
CY		12	26	19	37	5	1	38	56
LV		7	17	27	45	2	2	24	72
LT		4	16	25	51	2	2	20	76
LU		16	24	26	29	2	3	40	55
HU		9	21	28	40	1	1	30	68
MT		10	31	23	33	1	2	41	56
NL		6	23	38	31	1	1	29	69
AT		8	30	28	31	2	1	38	59
PL		14	34	27	21	3	1	48	48
PT		10	32	26	21	5	6	42	47
RO		17	35	22	22	1	3	52	44
SI		6	19	23	43	8	1	25	66
SK		7	25	24	40	1	3	32	64
FI		4	28	53	15	0	0	32	68
SE		9	25	45	19	1	1	34	64

Special Eurobarometer 517
Future of Europe



























QA11.7 Would you personally be willing to take part, as a citizen, in the activities of the Conference on the Future of Europe in each of the following ways?

By taking part in European cultural and sports events linked to the Conference on the Future of Europe (%)

		Yes, definitely	Yes, probably	No, probably not	No, definitely not	You are not interested in contributing to such a debate (SPONTANEOUS)	Don't Know	Total 'Yes'	Total 'No'
EU27		10	29	28	29	2	2	39	57
BE		8	35	34	21	1	1	43	55
BG		9	25	22	33	4	7	34	55
CZ		6	26	27	38	1	2	32	65
DK		5	23	38	30	2	2	28	68
DE		7	28	35	27	1	2	35	62
EE		7	30	23	30	4	6	37	53
IE		15	28	28	24	1	4	43	52
EL		7	24	23	45	1	0	31	68
ES		10	25	24	36	2	3	35	60
FR		8	24	23	39	2	4	32	62
HR		9	29	34	25	1	2	38	59
IT		16	39	24	18	0	3	55	42
CY		14	26	19	38	2	1	40	57
LV		9	25	20	42	2	2	34	62
LT		5	25	21	46	1	2	30	67
LU		11	31	27	26	2	3	42	53
HU		8	20	27	44	0	1	28	71
MT		5	27	30	35	1	2	32	65
NL		5	28	37	28	1	1	33	65
AT		9	26	27	34	2	2	35	61
PL		15	33	25	23	3	1	48	48
PT		10	31	26	22	5	6	41	48
RO		18	34	22	22	2	2	52	44
SI		8	22	23	39	7	1	30	62
SK		8	26	20	42	1	3	34	62
FI		3	26	55	16	0	0	29	71
SE		11	30	35	22	1	1	41	57


























Special Eurobarometer 517
Future of Europe

QA12 Which of the following, if any, would encourage you to take part in the activities of the Conference on the Future of Europe? (MULTIPLE ANSWERS POSSIBLE)
(%)

		If you were convinced that your participation would have a real impact		If you were guaranteed to receive regular updates of the outcomes of your participation		If you could choose a flexible form of participation (e.g. only from home, etc.)		If you were sure that your contribution could remain anonymous		If you had the opportunity to talk directly with political representatives involved	
		September/October 2021	Diff. September/October 2021 - October/November 2020	September/October 2021	Diff. September/October 2021 - October/November 2020	September/October 2021	Diff. September/October 2021 - October/November 2020	September/October 2021	Diff. September/October 2021 - October/November 2020	September/October 2021	Diff. September/October 2021 - October/November 2020
EU27		53	3	23	0	28	1	20	2	27	2
BE		67	9	35	3	36	-1	21	6	26	5
BG		51	-4	16	-2	25	2	16	-2	18	-1
CZ		60	-2	14	-4	24	-9	21	9	23	3
DK		57	4	19	1	41	2	15	-2	27	3
DE		52	6	21	-1	38	3	20	-1	34	2
EE		48	-18	17	-7	20	-16	13	2	13	-6
IE		54	-5	28	-10	29	-7	24	7	29	-1
EL		66	2	29	-2	25	-4	17	-5	30	-3
ES		47	6	16	-2	19	3	14	1	19	0
FR		61	4	21	0	20	2	17	4	24	3
HR		48	-2	19	2	29	2	23	3	21	-2
IT		51	5	25	-3	26	3	24	4	32	2
CY		55	3	23	-1	26	3	23	1	29	1
LV		54	9	17	-2	16	-4	15	1	13	-5
LT		52	-10	18	-4	24	-13	14	1	15	-3
LU		52	-6	25	-3	28	-1	19	4	27	2
HU		42	1	17	-1	27	-2	30	3	14	-3
MT		57	16	15	-14	24	-8	23	7	23	4
NL		76	12	35	1	48	7	15	2	34	7
AT		45	3	27	0	35	3	26	6	33	9
PL		41	-5	20	0	24	-1	22	2	22	-1
PT		52	9	18	0	21	1	27	8	22	2
RO		45	6	29	5	22	2	20	-1	31	2
SI		54	-10	21	-7	19	-6	13	1	16	-3
SK		44	-6	20	2	22	-3	22	2	23	3
FI		70	9	26	6	51	6	17	5	16	0
SE		74	8	38	11	52	14	14	3	42	17





























Special Eurobarometer 517
Future of Europe

QA12 Which of the following, if any, would encourage you to take part in the activities of the Conference on the Future of Europe? (MULTIPLE ANSWERS POSSIBLE)
(%)

		If celebrities (e.g. actors, artists, sportsmen and sportswomen) were involved		If all parts of society were represented		Other (SPONTANEOUS)		Nothing, you are not interested in such an initiative (SPONTANEOUS)		Don't know
		September/October 2021	Diff. September/October 2021 - October/November 2020	September/October 2021	Diff. September/October 2021 - October/November 2020	September/October 2021	Diff. September/October 2021 - October/November 2020	September/October 2021	Diff. September/October 2021 - October/November 2020	
EU27		10	3	31	-1	0	0	11	2	2
BE		8	5	35	0	0	0	3	3	0
BG		12	0	21	-7	0	0	15	5	4
CZ		12	9	20	-2	0	0	6	5	1
DK		4	1	28	-7	1	1	10	4	3
DE		8	2	41	0	0	-1	10	5	1
EE		9	7	17	-18	1	1	17	17	5
IE		8	4	41	-4	0	0	4	4	1
EL		6	-2	42	1	1	0	18	8	0
ES		4	1	28	4	1	0	20	3	2
FR		7	3	26	-3	0	-1	14	4	2
HR		11	0	34	-2	0	0	8	4	1
IT		16	7	32	-1	0	0	7	-1	1
CY		8	2	33	-8	0	0	18	8	2
LV		8	3	14	-2	1	1	16	2	2
LT		7	3	16	-12	1	1	20	20	3
LU		10	5	25	-7	1	1	2	2	1
HU		12	1	28	-6	0	0	8	2	1
MT		8	1	27	5	1	-1	9	-8	3
NL		4	2	35	-1	0	0	3	0	1
AT		15	3	34	6	1	0	15	-5	1
PL		15	3	24	-4	0	0	12	5	2
PT		7	1	27	1	0	-1	25	-6	3
RO		19	5	32	6	0	0	10	-1	2
SI		7	4	29	-4	1	1	17	15	1
SK		10	4	22	-2	0	0	16	5	1
FI		3	1	21	-3	0	0	3	1	1
SE		5	3	42	11	0	0	3	1	0





























Special Eurobarometer 517
Future of Europe

QA13 What are the most important benefits of the younger generation's involvement in the Conference on the Future of Europe?
(MAX. 2 ANSWERS) (%)

		Making the future of Europe more relevant to the challenges of today's society	Focusing on issues of great interest to them, such as the environment, education and culture or the fight against all forms of discrimination	Accelerating change towards more innovation, such as a more digital Europe	Refreshing the image of the EU	Bringing in their energy and motivation for reforms and changes	Other (SPONTANEOUS)	Don't know
EU27		33	43	20	21	35	1	6
BE		41	47	19	22	32	0	2
BG		44	30	17	18	37	0	10
CZ		38	33	22	15	36	1	4
DK		41	45	15	27	28	2	5
DE		26	46	24	25	44	1	2
EE		30	31	20	17	26	2	12
IE		40	44	16	28	32	0	1
EL		35	47	17	21	42	3	6
ES		27	36	16	25	32	2	9
FR		42	45	13	17	29	3	9
HR		29	45	28	15	39	0	3
IT		31	38	28	22	37	1	8
CY		31	59	19	20	40	1	4
LV		25	45	19	9	33	1	9
LT		20	42	17	20	43	2	10
LU		33	45	16	30	31	0	1
HU		28	45	28	22	31	0	3
MT		41	56	20	13	28	0	6
NL		32	64	17	21	41	0	2
AT		35	42	18	29	35	3	3
PL		34	37	22	18	29	0	9
PT		46	47	13	8	41	1	10
RO		30	40	21	26	23	2	6
SI		41	33	20	27	32	3	2
SK		30	37	22	20	31	1	10
FI		38	45	15	14	45	1	2
SE		43	63	14	14	41	1	1

Special Eurobarometer 517
Future of Europe

QA14 The Conference on the Future of Europe is currently discussing a range of issues. Which of these topics do you think are important for the Future of Europe? (MAX. 3 ANSWERS)
(%)

		Climate change and the environment	Health	A stronger economy, social justice and jobs	EU in the world	Values and rights, rule of law and security	Digital transformation	European democracy	Migration	Education, culture, youth and sport	Other (SPONTANEOUS)	Don't know
EU27		44	40	40	12	31	11	21	26	32	0	1
BE		54	42	38	13	34	7	19	28	33	0	0
BG		19	50	54	9	35	7	12	18	32	0	5
CZ		33	37	36	13	37	11	25	37	29	0	0
DK		66	28	36	15	31	12	23	36	17	0	2
DE		57	23	34	14	33	22	32	29	27	0	1
EE		27	39	42	7	27	11	9	32	35	0	4
IE		50	49	39	10	25	7	17	21	37	0	0
EL		31	48	58	9	42	5	15	39	36	0	0
ES		40	59	48	5	25	4	12	23	43	0	1
FR		53	42	34	12	29	5	17	28	42	0	2
HR		37	41	52	11	34	9	17	16	34	0	0
IT		39	46	42	11	25	13	16	27	25	0	1
CY		41	61	42	3	38	6	8	33	39	0	0
LV		28	53	47	6	29	6	8	23	40	0	2
LT		31	49	43	8	23	6	8	37	38	1	2
LU		53	42	28	10	27	7	26	30	35	0	0
HU		31	44	37	10	30	10	25	33	30	0	1
MT		55	45	30	7	29	10	14	39	30	0	3
NL		63	22	38	23	49	6	23	32	29	0	0
AT		46	38	35	16	30	17	25	31	29	0	0
PL		27	45	37	13	29	10	21	17	25	0	1
PT		32	60	63	8	31	6	12	11	39	0	3
RO		16	48	39	10	27	12	19	13	34	0	1
SI		43	47	44	7	37	12	18	11	32	1	1
SK		29	43	40	8	36	9	14	21	34	1	1
FI		48	18	47	25	56	7	27	24	20	0	0
SE		68	14	39	11	52	6	35	40	19	0	1

Special Eurobarometer 517
Future of Europe

QA15a In your opinion, what are the main assets of the EU? Firstly?
(%)

		The standard of living of EU citizens		The social protection systems in the Member States		The economic, industrial and trading power of the EU		The EU's respect for democracy, human rights and the rule of law		The skills and talents of EU citizens		The quality of infrastructure in the EU		The EU's capacity for research and innovation	
		September/October 2021	Diff. September/October 2021 - October/November 2020	September/October 2021	Diff. September/October 2021 - October/November 2020	September/October 2021	Diff. September/October 2021 - October/November 2020	September/October 2021	Diff. September/October 2021 - October/November 2020	September/October 2021	Diff. September/October 2021 - October/November 2020	September/October 2021	Diff. September/October 2021 - October/November 2020	September/October 2021	Diff. September/October 2021 - October/November 2020
EU27		11	-1	6	-1	14	-3	15	-3	5	0	4	-1	5	0
BE		15	5	8	0	14	-6	15	-6	6	-1	4	0	3	-2
BG		23	-1	6	-2	13	-2	8	-2	3	-1	5	1	4	-1
CZ		19	4	6	3	16	-8	12	-3	3	0	2	-2	3	-1
DK		9	1	2	-1	26	-2	18	-5	2	0	2	0	2	-1
DE		9	-2	6	-2	14	2	23	-4	4	0	4	0	3	0
EE		16	4	6	3	18	-8	9	-16	3	0	6	4	5	2
IE		20	8	5	1	9	-12	10	-13	10	4	5	1	3	1
EL		10	0	5	-2	19	2	6	-6	5	0	6	-1	7	2
ES		9	-3	6	-2	20	-5	9	-1	4	0	4	-2	6	0
FR		11	-1	8	1	13	-3	11	-4	4	0	4	0	5	-1
HR		20	-7	7	-1	13	-4	14	3	6	2	5	0	5	1
IT		8	0	5	-1	13	-3	13	-5	6	-1	5	0	8	0
CY		11	1	9	2	10	4	12	-6	2	-1	5	0	3	-4
LV		30	4	9	2	8	-2	11	-7	3	0	4	0	2	0
LT		26	8	6	2	8	-5	12	-15	4	2	4	1	6	3
LU		14	4	9	1	9	-9	16	-9	4	0	6	0	4	2
HU		14	0	8	0	13	-2	14	-3	6	-2	5	-2	6	1
MT		18	0	3	-1	14	0	13	-7	4	-2	2	-1	6	2
NL		8	-1	3	0	23	-2	26	0	1	-1	2	-1	2	0
AT		16	2	9	-1	12	-1	12	-5	5	-1	8	1	4	-1
PL		15	-3	9	0	12	-3	13	0	6	2	7	0	4	-2
PT		10	-2	6	1	13	-12	12	-3	9	-2	3	1	2	0
RO		16	-2	8	1	11	-4	10	-1	5	0	8	-2	4	-1
SI		20	3	9	4	14	-8	16	-11	2	0	3	1	4	1
SK		18	2	6	0	11	-7	6	-2	4	0	8	0	5	1
FI		10	3	2	0	22	-7	24	-1	5	-1	2	0	3	0
SE		3	0	3	1	13	-4	34	-4	3	-2	4	2	4	1

Special Eurobarometer 517
Future of Europe

QA15a In your opinion, what are the main assets of the EU? Firstly?
(%)

		The good relationship and solidarity between the EU's Member States		The EU's ability to promote peace and democracy outside its borders		The EU's commitment to environmental responsibility		The EU's capacity to respond to major global health diseases such as the coronavirus pandemic		Other (SPONTANEOUS)		None (SPONTANEOUS)		Don't know
		September/October 2021	Diff. September/October 2021 - October/November 2020	September/October 2021	Diff. September/October 2021 - October/November 2020	September/October 2021	Diff. September/October 2021 - October/November 2020	September/October 2021	Diff. September/October 2021 - October/November 2020	September/October 2021	Diff. September/October 2021 - October/November 2020	September/October 2021	Diff. September/October 2021 - October/November 2020	
EU27		12	0	8	-1	7	1	7	0	0	3	1	3	
BE		13	3	6	-3	9	3	5	0	0	1	1	1	
BG		12	-2	6	0	5	1	7	0	-1	4	2	4	
CZ		20	1	7	1	6	0	4	0	0	1	0	1	
DK		15	2	7	0	8	1	4	0	-1	2	0	3	
DE		14	2	11	0	5	-1	4	0	-1	2	1	1	
EE		13	-6	6	2	4	1	6	1	1	2	2	5	
IE		15	-5	8	4	7	3	7	0	0	0	0	1	
EL		13	0	10	-2	6	2	3	1	-1	8	3	1	
ES		9	-1	6	0	5	0	11	0	0	4	1	7	
FR		12	0	8	-2	7	1	7	1	1	6	1	3	
HR		12	1	8	1	3	-3	7	0	0	0	0	0	
IT		11	0	7	-2	8	3	9	0	0	3	1	4	
CY		18	0	9	-2	7	-1	8	0	0	5	0	1	
LV		12	-2	6	-1	5	0	5	0	0	2	1	3	
LT		12	-9	8	1	4	2	6	1	1	1	1	2	
LU		13	1	9	-1	6	2	9	0	0	1	0	0	
HU		8	0	10	-1	8	3	6	0	0	1	0	1	
MT		7	-5	6	-1	13	7	9	0	-1	1	0	4	
NL		13	-2	7	0	11	4	3	0	0	1	0	0	
AT		9	1	6	-1	9	4	5	1	-1	3	-1	1	
PL		10	-1	7	-1	6	0	8	0	0	1	0	2	
PT		11	4	6	-1	10	4	11	1	0	1	-1	5	
RO		10	-1	10	1	6	1	9	0	0	1	0	2	
SI		11	-2	5	1	7	2	5	0	0	3	3	1	
SK		14	-4	9	0	6	1	8	0	0	3	0	2	
FI		13	-2	4	-1	6	2	6	0	0	2	1	1	
SE		11	-1	7	1	12	2	4	0	0	1	0	1	

Special Eurobarometer 517
Future of Europe

QA15b And secondly?
(%)

		The standard of living of EU citizens		The social protection systems in the Member States		The economic, industrial and trading power of the EU		The EU's respect for democracy, human rights and the rule of law		The skills and talents of EU citizens		The quality of infrastructure in the EU		The EU's capacity for research and innovation	
		September/October 2021	Diff. September/October 2021 - October/November 2020	September/October 2021	Diff. September/October 2021 - October/November 2020	September/October 2021	Diff. September/October 2021 - October/November 2020	September/October 2021	Diff. September/October 2021 - October/November 2020	September/October 2021	Diff. September/October 2021 - October/November 2020	September/October 2021	Diff. September/October 2021 - October/November 2020	September/October 2021	Diff. September/October 2021 - October/November 2020
EU27		11	<i>0</i>	9	<i>0</i>	12	<i>-1</i>	13	<i>-1</i>	5	<i>0</i>	6	<i>0</i>	6	<i>-1</i>
BE		14	<i>2</i>	11	<i>-3</i>	11	<i>-3</i>	12	<i>-1</i>	5	<i>-1</i>	5	<i>2</i>	6	<i>-2</i>
BG		12	<i>-5</i>	11	<i>-1</i>	16	<i>3</i>	8	<i>-2</i>	5	<i>0</i>	7	<i>1</i>	6	<i>1</i>
CZ		17	<i>0</i>	8	<i>3</i>	13	<i>2</i>	11	<i>-3</i>	5	<i>1</i>	6	<i>-1</i>	5	<i>-4</i>
DK		9	<i>0</i>	7	<i>2</i>	14	<i>-1</i>	16	<i>-4</i>	3	<i>0</i>	5	<i>-1</i>	6	<i>0</i>
DE		10	<i>-1</i>	9	<i>0</i>	10	<i>-2</i>	16	<i>-1</i>	4	<i>0</i>	5	<i>-1</i>	5	<i>0</i>
EE		15	<i>3</i>	10	<i>3</i>	11	<i>-7</i>	11	<i>-5</i>	4	<i>0</i>	7	<i>2</i>	6	<i>-3</i>
IE		16	<i>2</i>	7	<i>-1</i>	11	<i>-4</i>	10	<i>-8</i>	10	<i>5</i>	5	<i>-1</i>	4	<i>0</i>
EL		8	<i>-4</i>	5	<i>-4</i>	12	<i>0</i>	10	<i>0</i>	8	<i>4</i>	10	<i>1</i>	10	<i>2</i>
ES		14	<i>5</i>	9	<i>-1</i>	12	<i>-1</i>	11	<i>2</i>	5	<i>0</i>	6	<i>-1</i>	7	<i>-4</i>
FR		10	<i>0</i>	10	<i>2</i>	9	<i>0</i>	11	<i>-5</i>	6	<i>0</i>	6	<i>1</i>	6	<i>1</i>
HR		17	<i>-1</i>	10	<i>-2</i>	13	<i>-1</i>	12	<i>-4</i>	5	<i>1</i>	4	<i>-1</i>	5	<i>-2</i>
IT		8	<i>0</i>	7	<i>-3</i>	13	<i>-1</i>	11	<i>0</i>	6	<i>0</i>	6	<i>-1</i>	9	<i>0</i>
CY		10	<i>-3</i>	9	<i>1</i>	6	<i>-4</i>	15	<i>5</i>	3	<i>0</i>	5	<i>0</i>	3	<i>-6</i>
LV		17	<i>0</i>	14	<i>0</i>	10	<i>0</i>	11	<i>2</i>	4	<i>0</i>	6	<i>0</i>	2	<i>-2</i>
LT		18	<i>1</i>	12	<i>4</i>	9	<i>-6</i>	9	<i>-6</i>	4	<i>2</i>	4	<i>0</i>	5	<i>0</i>
LU		11	<i>-2</i>	8	<i>-4</i>	8	<i>-3</i>	15	<i>1</i>	6	<i>1</i>	6	<i>-2</i>	6	<i>-1</i>
HU		13	<i>-1</i>	8	<i>-2</i>	12	<i>1</i>	13	<i>1</i>	6	<i>-3</i>	8	<i>1</i>	7	<i>0</i>
MT		16	<i>0</i>	6	<i>-2</i>	7	<i>-7</i>	12	<i>-2</i>	4	<i>-1</i>	5	<i>1</i>	6	<i>0</i>
NL		9	<i>2</i>	8	<i>1</i>	14	<i>-3</i>	20	<i>1</i>	3	<i>-1</i>	3	<i>-1</i>	4	<i>-1</i>
AT		12	<i>0</i>	9	<i>-2</i>	12	<i>2</i>	12	<i>0</i>	6	<i>-2</i>	9	<i>3</i>	6	<i>-1</i>
PL		12	<i>-3</i>	10	<i>0</i>	12	<i>0</i>	11	<i>-2</i>	5	<i>0</i>	7	<i>-2</i>	5	<i>-1</i>
PT		9	<i>-3</i>	5	<i>0</i>	13	<i>-4</i>	12	<i>-4</i>	10	<i>4</i>	3	<i>1</i>	5	<i>0</i>
RO		13	<i>3</i>	10	<i>0</i>	16	<i>-1</i>	8	<i>-1</i>	6	<i>1</i>	7	<i>-1</i>	8	<i>0</i>
SI		15	<i>-1</i>	11	<i>1</i>	10	<i>-3</i>	13	<i>-2</i>	4	<i>1</i>	7	<i>2</i>	6	<i>-1</i>
SK		14	<i>1</i>	9	<i>0</i>	13	<i>-1</i>	10	<i>2</i>	5	<i>-1</i>	8	<i>2</i>	6	<i>-2</i>
FI		10	<i>1</i>	3	<i>-1</i>	14	<i>-3</i>	17	<i>-2</i>	7	<i>1</i>	5	<i>0</i>	7	<i>-2</i>
SE		6	<i>1</i>	5	<i>-2</i>	9	<i>-3</i>	17	<i>-3</i>	3	<i>-1</i>	4	<i>1</i>	9	<i>2</i>





























Special Eurobarometer 517
Future of Europe

QA15b And secondly?
(%)

		The good relationship and solidarity between the EU's Member States		The EU's ability to promote peace and democracy outside its borders		The EU's commitment to environmental responsibility		The EU's capacity to respond to major global health diseases such as the coronavirus pandemic		Other (SPONTANEOUS)		None (SPONTANEOUS)		Don't know
		September/October 2021	Diff. September/October 2021 - October/November 2020	September/October 2021	Diff. September/October 2021 - October/November 2020	September/October 2021	Diff. September/October 2021 - October/November 2020	September/October 2021	Diff. September/October 2021 - October/November 2020	September/October 2021	Diff. September/October 2021 - October/November 2020	September/October 2021	Diff. September/October 2021 - October/November 2020	
EU27		10	-1	9	0	9	1	8	0	0	1	-2	1	
BE		11	-1	6	0	9	-2	8	0	0	1	0	1	
BG		11	-1	7	-1	7	2	8	0	0	1	-1	1	
CZ		14	-3	9	3	5	-3	6	0	0	1	-1	0	
DK		10	-3	8	2	14	2	7	0	-1	1	-1	0	
DE		13	0	11	-1	9	1	6	1	0	1	0	0	
EE		13	-4	6	2	5	-3	8	0	0	2	2	2	
IE		11	-4	9	3	9	0	8	0	0	0	0	0	
EL		13	2	8	-2	7	1	5	1	1	2	-5	1	
ES		9	-1	7	0	6	1	8	0	-1	4	-2	2	
FR		8	-2	12	3	9	2	6	1	0	3	-5	3	
HR		11	1	8	0	6	1	9	0	0	0	-1	0	
IT		9	0	8	-2	9	2	12	0	0	1	-2	1	
CY		15	4	11	-3	11	3	10	0	0	2	-4	0	
LV		13	0	6	0	8	0	6	0	0	1	-3	2	
LT		15	-3	9	-1	6	0	8	1	1	0	0	0	
LU		10	0	9	-2	10	3	10	0	0	1	0	0	
HU		10	2	9	-1	7	-1	7	0	0	0	-1	0	
MT		8	-2	8	2	13	3	13	1	0	0	-1	1	
NL		12	-1	7	-2	14	2	6	0	0	0	-2	0	
AT		9	1	9	1	9	2	6	0	-3	1	-4	0	
PL		9	-2	9	1	10	3	9	0	0	0	-1	1	
PT		8	-3	12	3	10	2	11	1	0	0	-2	1	
RO		10	-2	8	-2	5	-1	8	0	0	0	-1	1	
SI		11	-5	4	-2	11	2	7	0	0	1	1	0	
SK		11	-2	7	-2	8	1	8	0	0	0	-5	1	
FI		13	0	6	-1	9	1	9	0	0	0	-1	0	
SE		12	3	11	0	19	3	4	0	0	1	-3	0	


























Special Eurobarometer 517
Future of Europe

QA15T In your opinion, what are the main assets of the EU? Firstly? And then?
(%)

		The standard of living of EU citizens		The social protection systems in the Member States		The economic, industrial and trading power of the EU		The EU's respect for democracy, human rights and the rule of law		The skills and talents of EU citizens		The quality of infrastructure in the EU		The EU's capacity for research and innovation	
		September/October 2021	Diff. September/October 2021 - October/November 2020	September/October 2021	Diff. September/October 2021 - October/November 2020	September/October 2021	Diff. September/October 2021 - October/November 2020	September/October 2021	Diff. September/October 2021 - October/November 2020	September/October 2021	Diff. September/October 2021 - October/November 2020	September/October 2021	Diff. September/October 2021 - October/November 2020	September/October 2021	Diff. September/October 2021 - October/November 2020
EU27		22	-1	14	-2	25	-5	27	-5	10	0	10	-1	11	-1
BE		29	7	19	-2	24	-9	27	-6	11	-3	9	1	8	-5
BG		35	-6	17	-3	27	-1	15	-5	8	-1	11	1	9	-1
CZ		35	3	15	7	29	-6	22	-7	9	2	7	-4	8	-5
DK		17	-1	9	2	39	-3	33	-10	5	0	7	-2	8	-2
DE		19	-2	14	-3	23	0	39	-5	8	0	8	-2	8	1
EE		29	5	15	5	28	-16	19	-22	7	1	12	6	10	-2
IE		36	11	12	0	20	-16	20	-21	19	9	10	0	7	1
EL		17	-4	10	-6	30	2	15	-7	12	3	15	-1	16	3
ES		22	0	13	-5	31	-7	18	-1	9	0	10	-3	13	-3
FR		21	0	18	3	21	-4	21	-10	9	-1	9	0	10	-1
HR		37	-8	18	-1	25	-6	26	-1	11	3	9	-1	10	-1
IT		15	-1	11	-5	25	-5	23	-7	12	-1	10	-2	16	0
CY		21	-2	18	3	16	0	26	-2	5	-1	9	-2	6	-10
LV		46	3	21	0	17	-3	22	-6	6	-1	10	0	4	-2
LT		43	8	17	5	17	-11	21	-21	8	4	7	1	11	3
LU		25	2	17	-3	16	-12	31	-9	10	0	12	-1	10	0
HU		27	-1	15	-3	25	-1	27	-2	13	-5	13	-1	13	1
MT		33	-1	8	-4	21	-7	24	-11	8	-3	7	0	12	2
NL		17	1	10	0	37	-5	45	0	3	-3	5	-2	5	-2
AT		27	2	18	-2	23	-1	23	-7	10	-4	16	3	9	-3
PL		27	-6	19	1	23	-3	24	-2	10	1	14	-2	9	-3
PT		18	-6	11	1	25	-17	24	-6	19	2	5	1	7	0
RO		29	1	18	1	26	-5	18	-2	11	1	14	-3	12	-1
SI		35	2	19	4	24	-11	28	-14	6	1	10	4	9	-1
SK		32	3	15	1	23	-9	15	-1	8	-2	16	3	10	-2
FI		20	4	5	-2	35	-10	41	-3	12	0	7	0	9	-3
SE		8	0	8	-1	22	-7	51	-7	6	-3	7	2	14	4




























Special Eurobarometer 517
Future of Europe

QA15T In your opinion, what are the main assets of the EU? Firstly? And then?
(%)

		The good relationship and solidarity between the EU's Member States		The EU's ability to promote peace and democracy outside its borders		The EU's commitment to environmental responsibility		The EU's capacity to respond to major global health diseases such as the coronavirus pandemic		Other (SPONTANEOUS)		None (SPONTANEOUS)		Don't know
		September/October 2021	Diff. September/October 2021 - October/November 2020	September/October 2021	Diff. September/October 2021 - October/November 2020	September/October 2021	Diff. September/October 2021 - October/November 2020	September/October 2021	Diff. September/October 2021 - October/November 2020	September/October 2021	Diff. September/October 2021 - October/November 2020	September/October 2021	Diff. September/October 2021 - October/November 2020	
EU27		22	-1	17	-1	15	2	14	1	0	4	0	4	
BE		24	2	12	-3	17	0	13	0	0	2	1	2	
BG		22	-5	13	0	11	3	14	0	-1	5	2	6	
CZ		33	-3	16	5	11	-3	10	0	0	2	0	1	
DK		25	-1	14	1	22	3	10	1	0	2	0	4	
DE		26	1	22	-2	13	-1	10	1	0	3	1	1	
EE		24	-12	11	2	8	-3	13	1	1	4	4	8	
IE		26	-9	16	6	16	3	15	0	0	0	0	1	
EL		26	2	17	-6	12	3	7	2	0	10	2	2	
ES		16	-4	11	-2	10	0	18	0	-1	8	1	9	
FR		19	-2	19	-1	15	2	12	1	0	9	0	6	
HR		22	1	16	1	9	-3	16	0	0	0	-1	0	
IT		20	0	15	-4	16	4	20	0	0	4	1	4	
CY		32	3	19	-5	17	1	17	0	0	7	0	1	
LV		25	-1	12	0	12	0	10	0	0	4	0	5	
LT		27	-11	18	0	9	1	13	2	2	1	1	3	
LU		22	0	18	-3	16	4	18	0	0	2	1	0	
HU		18	3	19	-3	14	1	13	0	0	1	0	2	
MT		16	-6	13	0	25	9	21	0	-1	1	0	5	
NL		26	-2	14	-3	25	6	9	1	1	1	0	1	
AT		18	2	15	0	17	5	11	1	-3	4	-1	1	
PL		19	-4	16	0	16	4	17	0	-1	1	0	3	
PT		19	1	18	2	19	6	22	1	0	1	-1	6	
RO		20	-3	17	-2	11	0	16	0	-1	2	0	3	
SI		22	-7	9	-1	17	4	11	0	0	4	3	1	
SK		24	-7	15	-2	13	1	16	0	-1	3	-3	3	
FI		26	-2	9	-3	14	2	14	0	0	2	0	1	
SE		23	2	18	2	30	4	7	0	0	2	-2	1	





























Special Eurobarometer 517
Future of Europe

QA16 And which of the following do you think are the main challenges for the EU? (MAX. 3 ANSWERS)
(%)

		The ageing of the EU's population	Social inequalities	Competition from emerging countries	Insufficient economic growth	The public debt of EU Member States	Unemployment	Instability in the regions bordering the EU	Environmental issues and climate change
EU27		16	36	10	19	20	32	12	32
BE		21	44	14	13	20	26	8	41
BG		26	38	11	20	7	26	14	15
CZ		22	26	10	15	25	13	16	23
DK		16	35	12	5	13	14	30	48
DE		13	43	5	7	27	18	14	45
EE		32	27	6	13	6	22	11	19
IE		24	24	10	15	24	32	15	30
EL		15	33	15	38	19	52	10	16
ES		21	47	5	27	15	61	6	20
FR		18	43	10	14	17	36	8	38
HR		22	31	14	25	23	34	16	25
IT		9	18	14	32	20	45	7	24
CY		13	36	8	20	12	48	10	25
LV		19	52	3	25	13	35	15	14
LT		21	47	5	20	9	28	13	20
LU		20	38	13	7	17	31	10	36
HU		18	28	15	25	18	23	14	27
MT		18	24	8	15	13	17	13	32
NL		19	47	12	5	18	9	23	58
AT		16	29	10	18	28	38	17	40
PL		17	26	17	22	19	19	21	23
PT		15	65	6	21	24	51	5	20
RO		14	21	6	28	20	25	15	18
SI		38	38	8	14	18	22	10	32
SK		20	30	10	23	23	30	14	25
FI		33	33	6	13	40	15	28	38
SE		13	49	8	7	13	22	19	60

Special Eurobarometer 517
Future of Europe

QA16 And which of the following do you think are the main challenges for the EU?
(MAX. 3 ANSWERS)
(%)

		Migration issues	Terrorism and security issues	The digital transformation of the economy and of society	Handling global health issues	Other (SPONTANEOUS)	None (SPONTANEOUS)	Don't know
EU27		31	19	8	15	0	1	1
BE		36	18	6	13	0	0	0
BG		34	20	4	24	0	0	2
CZ		47	23	8	13	0	1	0
DK		32	22	8	11	0	0	1
DE		37	22	15	10	1	1	0
EE		44	19	5	17	0	1	5
IE		27	19	6	20	0	0	0
EL		49	12	5	25	0	0	0
ES		20	9	5	16	0	0	2
FR		28	23	4	14	0	2	2
HR		22	16	8	13	0	0	0
IT		31	19	10	15	0	0	1
CY		52	24	3	23	0	0	0
LV		26	17	6	23	0	0	1
LT		39	17	7	25	0	0	1
LU		35	18	6	13	0	0	0
HU		41	21	8	17	0	0	1
MT		62	19	5	19	0	0	2
NL		37	31	9	10	0	0	0
AT		36	14	10	15	0	0	0
PL		25	14	6	16	0	1	1
PT		17	20	9	21	0	0	3
RO		21	12	10	26	0	0	2
SI		31	12	8	26	0	0	0
SK		23	16	8	17	0	2	1
FI		27	32	3	5	0	0	0
SE		43	26	6	10	0	0	0


























Special Eurobarometer 517
Future of Europe

QA17 Which of the following do you think are the main global challenges for the future of the EU? (MAX. 3 ANSWERS)
(%)

		Risks arising from new technologies		Climate change and environmental issues		Forced migration and displacement		Rapid changes in our populations		Further rise of populism		Terrorism		Cyber war and new forms of conflicts	
		September/October 2021	Diff. September/October 2021 - October/November 2020	September/October 2021	Diff. September/October 2021 - October/November 2020	September/October 2021	Diff. September/October 2021 - October/November 2020	September/October 2021	Diff. September/October 2021 - October/November 2020	September/October 2021	Diff. September/October 2021 - October/November 2020	September/October 2021	Diff. September/October 2021 - October/November 2020	September/October 2021	Diff. September/October 2021 - October/November 2020
EU27		13	2	49	4	30	3	13	1	16	-1	26	-12	17	4
BE		11	2	54	-3	30	-3	12	3	19	-9	29	-12	18	3
BG		15	1	31	5	24	5	18	1	11	2	26	-15	18	5
CZ		11	3	37	-2	33	-4	11	4	18	3	35	-16	24	2
DK		7	1	64	4	35	-1	8	0	16	-2	26	-12	26	9
DE		11	3	59	-1	29	4	13	0	23	-4	28	-10	19	7
EE		13	6	30	-16	38	-10	8	-2	12	-15	25	-21	31	5
IE		12	3	49	-6	26	-13	13	3	16	-11	25	-7	34	17
EL		19	7	46	9	44	-2	20	3	8	0	22	-15	13	3
ES		11	1	51	11	29	8	9	0	13	3	23	-5	12	4
FR		11	2	53	3	34	4	8	3	14	1	39	-20	16	3
HR		15	3	38	8	31	0	19	3	8	-3	19	-15	18	6
IT		17	2	43	7	33	0	16	3	12	-1	22	-8	16	4
CY		16	0	49	16	42	4	14	1	4	-1	34	-11	14	5
LV		14	2	28	-3	30	1	17	-2	13	-2	16	-7	28	8
LT		10	2	36	-11	21	5	12	2	8	-4	19	-19	23	-6
LU		10	5	49	-11	38	6	6	-4	20	-16	28	-10	18	8
HU		14	1	33	0	31	5	21	2	13	4	27	-15	16	5
MT		14	6	47	2	43	-11	12	0	14	1	22	-7	21	9
NL		11	2	66	6	30	-1	10	2	28	0	24	-12	30	5
AT		16	2	51	3	29	9	21	-2	19	1	20	-8	17	2
PL		15	1	33	1	25	8	17	-1	14	2	17	-9	15	2
PT		9	0	56	20	24	1	11	0	10	1	22	-8	9	2
RO		18	3	25	2	26	7	19	4	13	2	17	-11	15	1
SI		15	8	46	2	27	-16	13	5	17	-7	16	-28	16	4
SK		20	6	35	0	26	1	16	5	12	-2	20	-21	21	4
FI		4	0	51	7	20	5	18	2	33	-2	28	-16	32	5
SE		6	2	72	8	30	-1	7	-2	34	-1	23	-14	20	9


























Special Eurobarometer 517
Future of Europe

QA17 Which of the following do you think are the main global challenges for the future of the EU? (MAX. 3 ANSWERS)
(%)

		Organised crime		Breakdown in global relations between countries		Risks related to health		Decline of the share of the European population compared to the rest of the World		Other (SPONTANEOUS)		None (SPONTANEOUS)		Don't know
		September/October 2021	Diff. September/October 2021 - October/November 2020	September/October 2021	Diff. September/October 2021 - October/November 2020	September/October 2021	Diff. September/October 2021 - October/November 2020	September/October 2021	Diff. September/October 2021 - October/November 2020	September/October 2021	Diff. September/October 2021 - October/November 2020	September/October 2021	Diff. September/October 2021 - October/November 2020	
EU27		18	-1	18	0	34	-3	12	2	0	0	0	0	2
BE		15	-1	21	2	33	4	10	1	0	0	0	0	0
BG		19	-3	15	2	48	-1	14	2	0	0	0	0	4
CZ		22	6	18	2	26	5	16	-1	0	0	0	0	0
DK		17	-2	25	-3	16	-3	9	4	0	0	0	0	1
DE		25	-1	19	1	20	-4	8	1	0	0	0	0	1
EE		10	0	15	-1	34	14	11	-9	0	0	1	1	4
IE		18	3	21	-10	31	10	8	-2	0	0	0	0	0
EL		17	1	17	2	53	-4	21	5	0	-1	0	0	0
ES		10	2	15	0	47	-6	10	1	0	-1	0	0	4
FR		9	-1	23	4	33	-2	7	3	0	0	1	1	3
HR		22	-6	20	2	30	0	26	9	0	0	0	0	0
IT		21	-3	10	-2	42	-3	14	2	0	0	1	0	2
CY		24	-4	8	-2	52	4	14	6	0	0	0	0	0
LV		15	6	21	1	35	-5	17	0	0	0	0	0	2
LT		10	-1	36	3	47	13	16	-3	0	0	0	0	1
LU		15	0	22	-3	28	3	7	1	0	0	0	0	0
HU		22	-6	17	4	33	0	24	9	0	0	0	0	1
MT		28	4	14	-2	29	-5	9	3	0	-1	0	0	3
NL		24	3	36	3	12	-6	5	2	0	0	0	0	0
AT		27	8	15	-4	33	-4	16	5	0	-1	0	0	0
PL		15	1	19	1	35	-15	15	0	0	0	0	0	2
PT		20	-1	10	-7	66	-5	11	2	0	0	0	0	3
RO		12	-4	15	1	43	0	17	3	0	0	0	0	2
SI		18	-3	19	-2	42	13	16	-1	0	0	1	1	1
SK		17	-11	13	2	35	-3	17	7	0	0	2	2	1
FI		30	3	19	-2	12	-3	14	-1	0	0	0	0	0
SE		35	-1	37	10	10	0	3	0	0	0	0	0	0




























Special Eurobarometer 517
Future of Europe

QA18 Which of the following would allow to make the most progress on these main global challenges for the future of the EU?
(%)

		All EU Member States working and finding solutions together		The different EU Member States making progress individually		Both together (SPONTANEOUS)		Don't know
		September/October 2021	Diff. September/October 2021 - October/November 2020	September/October 2021	Diff. September/October 2021 - October/November 2020	September/October 2021	Diff. September/October 2021 - October/November 2020	September/October 2021
EU27		76	-4	20	4	2	0	2
BE		80	-7	18	6	2	2	0
BG		75	-2	14	-4	8	5	3
CZ		73	-3	25	2	2	2	0
DK		78	0	18	0	3	0	1
DE		79	-1	17	0	3	1	1
EE		81	-8	11	0	5	5	3
IE		87	-3	13	4	0	-1	0
EL		71	-6	21	0	8	7	0
ES		88	0	8	-1	2	1	2
FR		74	-6	21	5	2	1	3
HR		72	-2	26	3	2	0	0
IT		73	-4	23	6	2	0	2
CY		87	3	9	-5	4	2	0
LV		82	-3	14	2	1	0	3
LT		80	-10	11	1	5	5	4
LU		92	6	7	-7	1	1	0
HU		79	-3	18	2	2	1	1
MT		91	20	5	-4	2	-15	2
NL		83	-4	16	3	0	0	1
AT		61	25	32	14	6	-38	1
PL		68	-6	30	6	1	0	1
PT		90	-2	6	1	2	1	2
RO		63	-8	33	7	1	0	3
SI		84	-7	11	2	5	5	0
SK		57	-9	34	3	5	3	4
FI		85	1	15	0	0	-1	0
SE		86	-1	13	0	1	1	0

Special Eurobarometer 517
Future of Europe

QA19.1 To what extent do you agree or disagree with each of the following statements?
The European Union is a place of stability in a troubled world (%)

		Totally agree		Tend to agree		Tend to disagree		Totally disagree		Don't Know	Total 'Agree'		Total 'Disagree'	
		September/October 2021	Diff. September/October 2021 - October/November 2020	September/October 2021	Diff. September/October 2021 - October/November 2020	September/October 2021	Diff. September/October 2021 - October/November 2020	September/October 2021	Diff. September/October 2021 - October/November 2020	September/October 2021	September/October 2021	Diff. September/October 2021 - October/November 2020	September/October 2021	Diff. September/October 2021 - October/November 2020
EU27		18	3	50	0	20	-2	7	-1	5	68	3	27	-3
BE		15	3	58	0	21	-4	5	0	1	73	3	26	-4
BG		24	5	46	-4	14	-2	5	-2	11	70	1	19	-4
CZ		14	4	50	0	25	-6	6	-3	5	64	4	31	-9
DK		28	4	55	1	12	-4	3	-1	2	83	5	15	-5
DE		18	-1	50	0	21	-1	8	1	3	68	-1	29	0
EE		9	-3	44	-11	22	-5	12	6	13	53	-14	34	1
IE		26	5	56	-8	9	-3	3	0	6	82	-3	12	-3
EL		17	3	59	3	20	-2	3	-4	1	76	6	23	-6
ES		16	5	44	0	24	1	7	-8	9	60	5	31	-7
FR		12	-1	47	1	23	0	10	-1	8	59	0	33	-1
HR		19	2	57	1	18	-3	3	-1	3	76	3	21	-4
IT		20	6	51	4	17	-5	5	-4	7	71	10	22	-9
CY		24	0	50	6	17	-1	7	-5	2	74	6	24	-6
LV		12	1	49	1	23	-4	10	2	6	61	2	33	-2
LT		15	4	51	-8	22	-3	4	-1	8	66	-4	26	-4
LU		22	0	57	3	11	-10	5	2	5	79	3	16	-8
HU		22	3	53	5	18	-6	4	-2	3	75	8	22	-8
MT		31	21	46	-11	15	-2	4	2	4	77	10	19	0
NL		9	-2	48	3	28	-4	12	2	3	57	1	40	-2
AT		21	-1	49	1	19	-1	9	1	2	70	0	28	0
PL		23	6	46	-5	18	-1	6	0	7	69	1	24	-1
PT		21	1	67	5	6	-3	1	-1	5	88	6	7	-4
RO		20	1	47	2	23	-2	4	-3	6	67	3	27	-5
SI		18	6	53	-3	18	-10	8	4	3	71	3	26	-6
SK		18	6	46	-6	14	-10	15	6	7	64	0	29	-4
FI		11	-1	67	5	19	-2	3	-2	0	78	4	22	-4
SE		17	4	62	-3	17	0	3	-1	1	79	1	20	-1

Special Eurobarometer 517
Future of Europe

QA19.2 To what extent do you agree or disagree with each of the following statements?
Globalisation is an opportunity for economic growth (%)

		Totally agree		Tend to agree		Tend to disagree		Totally disagree		Don't know	Total 'Agree'		Total 'Disagree'	
		September/October 2021	Diff. September/October 2021 - October/November 2020	September/October 2021	Diff. September/October 2021 - October/November 2020	September/October 2021	Diff. September/October 2021 - October/November 2020	September/October 2021	Diff. September/October 2021 - October/November 2020		September/October 2021	Diff. September/October 2021 - October/November 2020	September/October 2021	Diff. September/October 2021 - October/November 2020
EU27		19	1	43	-1	19	-2	9	0	10	62	0	28	-2
BE		14	2	48	-6	27	0	8	1	3	62	-4	35	1
BG		21	6	37	-1	14	-1	6	-3	22	58	5	20	-4
CZ		11	-1	41	-5	30	-3	10	2	8	52	-6	40	-1
DK		30	-4	50	1	10	-1	3	0	7	80	-3	13	-1
DE		22	-2	50	2	17	0	5	-1	6	72	0	22	-1
EE		12	0	38	-13	19	-8	9	-1	22	50	-13	28	-9
IE		27	6	49	-7	10	-10	2	-1	12	76	-1	12	-11
EL		8	1	25	-5	37	5	23	-4	7	33	-4	60	1
ES		18	1	41	-4	16	1	8	0	17	59	-3	24	1
FR		10	-1	34	-5	27	2	17	2	12	44	-6	44	4
HR		20	3	53	1	18	-5	4	0	5	73	4	22	-5
IT		22	9	44	3	18	-7	8	-4	8	66	12	26	-11
CY		23	6	31	3	18	-3	17	-8	11	54	9	35	-11
LV		14	3	45	0	22	-1	7	0	12	59	3	29	-1
LT		14	0	44	-12	16	-9	4	-1	22	58	-12	20	-10
LU		14	-2	43	-4	20	-13	14	10	9	57	-6	34	-3
HU		22	1	55	6	16	-4	3	-1	4	77	7	19	-5
MT		36	16	45	-2	9	-4	2	0	8	81	14	11	-4
NL		23	3	49	-7	17	2	6	0	5	72	-4	23	2
AT		21	-1	39	3	23	-4	11	1	6	60	2	34	-3
PL		21	4	43	-3	17	-1	6	-1	13	64	1	23	-2
PT		21	-2	59	10	4	-4	0	-3	16	80	8	4	-7
RO		15	-2	33	0	25	-2	12	-1	15	48	-2	37	-3
SI		21	4	44	-6	22	-6	8	3	5	65	-2	30	-3
SK		13	3	42	5	17	-7	15	-3	13	55	8	32	-10
FI		14	-7	62	5	21	3	3	-1	0	76	-2	24	2
SE		29	3	49	-8	12	0	4	0	6	78	-5	16	0

Special Eurobarometer 517
Future of Europe

QA19.3 To what extent do you agree or disagree with each of the following statements?
Globalisation threatens (OUR COUNTRY)'s identity (%)

		Totally agree		Tend to agree		Tend to disagree		Totally disagree		Don't Know	Total 'Agree'		Total 'Disagree'	
		September/October 2021	Diff. September/October 2021 - October/November 2020	September/October 2021	Diff. September/October 2021 - October/November 2020	September/October 2021	Diff. September/October 2021 - October/November 2020	September/October 2021	Diff. September/October 2021 - October/November 2020		September/October 2021	Diff. September/October 2021 - October/November 2020	September/October 2021	Diff. September/October 2021 - October/November 2020
EU27		15	-1	29	-1	30	-1	17	1	9	44	-2	47	0
BE		14	0	34	-2	37	-3	12	2	3	48	-2	49	-1
BG		15	-2	30	2	21	1	13	-1	21	45	0	34	0
CZ		16	-6	34	-7	32	1	10	4	8	50	-13	42	5
DK		8	-1	25	1	34	-3	28	0	5	33	0	62	-3
DE		8	-4	20	-1	37	-1	29	4	6	28	-5	66	3
EE		19	-3	36	-1	23	-10	9	1	13	55	-4	32	-9
IE		12	-1	33	1	32	-11	10	-2	13	45	0	42	-13
EL		32	3	42	1	17	-4	5	-1	4	74	4	22	-5
ES		11	0	23	-4	31	0	16	0	19	34	-4	47	0
FR		18	-4	33	-2	27	3	13	0	9	51	-6	40	3
HR		11	0	29	-5	41	4	14	1	5	40	-5	55	5
IT		20	2	32	-3	27	0	13	2	8	52	-1	40	2
CY		28	-10	31	3	23	6	9	-1	9	59	-7	32	5
LV		18	1	30	-10	30	3	10	4	12	48	-9	40	7
LT		14	-4	31	-4	27	-13	8	1	20	45	-8	35	-12
LU		14	-2	18	-10	31	-16	26	17	11	32	-12	57	1
HU		23	3	37	1	27	0	7	-3	6	60	4	34	-3
MT		13	0	33	-2	34	7	11	2	9	46	-2	45	9
NL		14	0	27	-2	37	0	18	0	4	41	-2	55	0
AT		23	-4	30	0	26	-1	16	4	5	53	-4	42	3
PL		17	3	31	0	25	-2	16	0	11	48	3	41	-2
PT		5	-2	31	6	38	-3	10	0	16	36	4	48	-3
RO		20	-1	32	1	24	-5	9	-2	15	52	0	33	-7
SI		17	2	34	-9	32	-3	11	4	6	51	-7	43	1
SK		23	-2	33	0	22	-4	8	2	14	56	-2	30	-2
FI		11	-3	31	6	45	0	13	-3	0	42	3	58	-3
SE		6	-3	24	-4	26	-9	40	13	4	30	-7	66	4

Special Eurobarometer 517
Future of Europe

QA19.4 To what extent do you agree or disagree with each of the following statements?




























The European Union project offers a future perspective for Europe's youth (%)

		Totally agree		Tend to agree		Tend to disagree		Totally disagree		Don't Know		Total 'Agree'		Total 'Disagree'	
		September/October 2021	Diff. September/October 2021 - October/November 2020	September/October 2021	Diff. September/October 2021 - October/November 2020	September/October 2021	Diff. September/October 2021 - October/November 2020	September/October 2021	Diff. September/October 2021 - October/November 2020	September/October 2021	Diff. September/October 2021 - October/November 2020	September/October 2021	Diff. September/October 2021 - October/November 2020	September/October 2021	Diff. September/October 2021 - October/November 2020
EU27		19	1	48	0	18	-2	6	-1	9	67	1	24	-3	
BE		13	-2	57	1	23	-2	4	0	3	70	-1	27	-2	
BG		22	0	46	3	9	-1	4	-2	19	68	3	13	-3	
CZ		19	0	49	-3	19	-4	6	0	7	68	-3	25	-4	
DK		27	2	50	-3	14	-1	4	0	5	77	-1	18	-1	
DE		23	-3	48	0	18	2	4	-2	7	71	-3	22	0	
EE		20	-2	54	-4	9	-7	4	0	13	74	-6	13	-7	
IE		24	0	54	-6	9	-5	2	0	11	78	-6	11	-5	
EL		14	0	51	4	26	0	5	-4	4	65	4	31	-4	
ES		16	4	40	-1	20	-5	10	-3	14	56	3	30	-8	
FR		12	0	42	-3	21	-2	9	-1	16	54	-3	30	-3	
HR		25	2	56	0	14	-3	2	0	3	81	2	16	-3	
IT		24	9	49	2	15	-6	5	-4	7	73	11	20	-10	
CY		27	2	48	7	14	-4	7	-7	4	75	9	21	-11	
LV		23	2	50	-2	13	-2	6	1	8	73	0	19	-1	
LT		29	3	51	-10	9	-2	2	0	9	80	-7	11	-2	
LU		19	3	50	-4	13	-13	6	2	12	69	-1	19	-11	
HU		28	-1	54	6	12	-2	2	-3	4	82	5	14	-5	
MT		39	12	45	-7	9	3	1	0	6	84	5	10	3	
NL		17	-3	49	-2	18	-2	4	1	12	66	-5	22	-1	
AT		22	-4	45	0	18	-1	8	3	7	67	-4	26	2	
PL		24	5	51	-3	12	-2	4	0	9	75	2	16	-2	
PT		16	1	55	5	19	-3	1	-2	9	71	6	20	-5	
RO		22	0	47	2	20	-1	4	-2	7	69	2	24	-3	
SI		20	8	43	-8	26	-6	9	5	2	63	0	35	-1	
SK		20	1	51	-4	10	-5	11	4	8	71	-3	21	-1	
FI		12	-3	58	4	26	2	4	-3	0	70	1	30	-1	
SE		14	3	54	0	17	-9	4	-1	11	68	3	21	-10	

Special Eurobarometer 517
Future of Europe

QA19.5 To what extent do you agree or disagree with each of the following statements?

The interests of people like you are well taken into account by the political system in (OUR COUNTRY) (%)

		Totally agree		Tend to agree		Tend to disagree		Totally disagree		Don't Know	Total 'Agree'		Total 'Disagree'	
		September/October 2021	Diff. September/October 2021 - October/November 2020	September/October 2021	Diff. September/October 2021 - October/November 2020	September/October 2021	Diff. September/October 2021 - October/November 2020	September/October 2021	Diff. September/October 2021 - October/November 2020		September/October 2021	Diff. September/October 2021 - October/November 2020	September/October 2021	Diff. September/October 2021 - October/November 2020
EU27		11	1	34	-1	31	-1	19	0	5	45	0	50	-1
BE		7	1	40	3	33	-6	19	1	1	47	4	52	-5
BG		10	2	24	6	25	-4	29	-5	12	34	8	54	-9
CZ		6	1	32	-4	40	-2	19	2	3	38	-3	59	0
DK		23	-5	51	-1	16	2	7	3	3	74	-6	23	5
DE		9	-3	42	-5	34	7	11	-1	4	51	-8	45	6
EE		5	1	32	-3	31	-15	21	6	11	37	-2	52	-9
IE		16	6	36	-6	27	-8	14	1	7	52	0	41	-7
EL		9	3	22	-3	37	-6	31	6	1	31	0	68	0
ES		9	3	26	-5	30	0	29	1	6	35	-2	59	1
FR		3	-2	27	1	33	-4	29	2	8	30	-1	62	-2
HR		8	-1	29	3	34	-2	27	0	2	37	2	61	-2
IT		18	7	32	2	28	-7	16	-3	6	50	9	44	-10
CY		9	0	21	2	37	7	29	-11	4	30	2	66	-4
LV		4	1	22	1	37	2	33	-5	4	26	2	70	-3
LT		5	-1	25	-4	38	-6	27	6	5	30	-5	65	0
LU		16	2	49	-1	17	-14	8	3	10	65	1	25	-11
HU		17	1	41	9	27	-2	13	-7	2	58	10	40	-9
MT		15	9	41	11	31	-5	10	-5	3	56	20	41	-10
NL		7	-5	39	-5	34	5	16	4	4	46	-10	50	9
AT		16	-5	40	-1	28	0	13	5	3	56	-6	41	5
PL		17	2	35	-2	26	0	16	2	6	52	0	42	2
PT		10	-1	35	3	36	2	13	-5	6	45	2	49	-3
RO		13	0	26	-4	32	2	25	2	4	39	-4	57	4
SI		6	2	23	4	40	-9	29	2	2	29	6	69	-7
SK		10	4	30	1	25	-12	31	5	4	40	5	56	-7
FI		6	-3	47	-5	36	9	11	-1	0	53	-8	47	8
SE		20	4	54	0	16	-4	7	-1	3	74	4	23	-5


























Special Eurobarometer 517
Future of Europe

QA20 Which two of the following should be prioritised in order to face major global challenges? (MAX. 2 ANSWERS)
(%)

		The environment and climate change		Social fairness and equality		Free trade and the market economy		Cultural diversity and openness to others		Progress and innovation		Traditions	
		September/October 2021	Diff. September/October 2021 - October/November 2020	September/October 2021	Diff. September/October 2021 - October/November 2020	September/October 2021	Diff. September/October 2021 - October/November 2020	September/October 2021	Diff. September/October 2021 - October/November 2020	September/October 2021	Diff. September/October 2021 - October/November 2020	September/October 2021	Diff. September/October 2021 - October/November 2020
EU27		39	2	37	-1	14	0	11	2	16	2	8	1
BE		50	-2	36	-1	12	2	10	-1	12	-1	7	-1
BG		19	1	40	1	17	-3	4	-2	13	0	12	4
CZ		38	-2	29	-2	24	2	7	3	17	4	13	3
DK		74	8	33	-3	19	0	13	2	7	-1	3	-2
DE		51	-2	44	2	13	0	12	3	17	5	3	-2
EE		27	-21	24	-4	20	4	11	-1	18	-4	8	-4
IE		52	-7	30	-8	18	0	13	-4	10	-5	7	2
EL		19	0	54	8	9	-7	5	-1	21	3	13	2
ES		36	12	42	-1	6	-1	7	4	10	-5	2	0
FR		49	-1	37	-2	5	0	9	2	8	0	6	0
HR		30	4	43	-6	32	1	17	1	20	3	12	5
IT		27	5	22	-6	20	0	14	1	27	3	10	3
CY		39	8	43	-5	7	0	3	-2	14	-1	2	-1
LV		26	0	47	3	19	1	7	2	7	-3	5	0
LT		28	-19	39	5	12	-3	6	1	16	-4	8	3
LU		53	2	36	-4	3	-7	10	-1	10	-2	4	1
HU		26	-3	28	-2	24	9	17	9	28	-2	16	-1
MT		60	12	27	1	11	-4	8	-3	14	1	5	-2
NL		63	5	44	0	11	-1	15	0	13	4	5	-1
AT		33	4	34	-3	17	0	15	-1	19	4	17	4
PL		24	1	35	1	25	4	14	2	16	4	15	3
PT		20	6	68	2	8	0	7	0	11	4	5	2
RO		12	-3	19	3	17	-3	15	-1	18	1	18	4
SI		45	2	42	-6	13	2	9	3	17	1	7	1
SK		29	1	30	-11	19	1	13	7	13	5	10	2
FI		47	6	36	-2	18	-3	10	1	13	1	8	-2
SE		73	6	46	4	12	-3	14	5	15	0	1	-3

Special Eurobarometer 517
Future of Europe


























QA20 Which two of the following should be prioritised in order to face major global challenges? (MAX. 2 ANSWERS)
(%)

		Education		Health and safety		The industrial capacity of the EU		Other (SPONTANEOUS)		None (SPONTANEOUS)		Don't know
		September/October 2021	Diff. September/October 2021 - October/November 2020	September/October 2021	Diff. September/October 2021 - October/November 2020	September/October 2021	Diff. September/October 2021 - October/November 2020	September/October 2021	Diff. September/October 2021 - October/November 2020	September/October 2021	Diff. September/October 2021 - October/November 2020	
EU27		24	0	32	-6	7	1	0	0	0	0	1
BE		28	6	32	0	7	1	0	0	0	0	0
BG		21	0	45	-8	11	2	0	0	0	0	2
CZ		22	-1	34	-10	6	4	0	0	0	0	0
DK		15	-4	20	-5	3	1	0	0	0	0	1
DE		22	-6	21	-4	7	2	0	0	0	0	0
EE		21	-4	30	8	9	-3	0	0	1	1	7
IE		29	6	26	10	5	0	0	0	0	0	0
EL		23	4	45	-8	6	-2	0	0	0	0	0
ES		38	3	41	-10	7	0	0	0	0	0	1
FR		35	5	32	-6	9	1	1	1	0	0	1
HR		22	1	4	-1	7	-4	0	0	0	0	0
IT		17	0	42	-1	5	-2	0	0	0	0	1
CY		31	3	53	2	4	1	0	0	0	0	0
LV		25	-3	42	-1	5	-2	0	0	0	0	1
LT		22	1	46	10	9	1	1	1	0	0	1
LU		34	8	33	-2	6	1	0	0	0	0	0
HU		11	0	30	-7	5	0	0	0	0	0	1
MT		29	3	30	-6	2	-2	0	0	0	0	2
NL		18	-1	24	-5	4	0	0	0	0	0	0
AT		22	1	28	-4	5	-1	1	0	0	-1	1
PL		15	1	27	-18	6	-2	0	0	0	0	1
PT		15	-3	53	-14	2	-2	0	0	0	0	3
RO		30	2	36	-6	10	4	0	0	0	0	1
SI		13	0	37	-7	6	-1	0	0	0	0	0
SK		19	-3	37	-11	8	0	0	0	1	1	0
FI		18	-2	32	-2	9	1	0	0	0	0	0
SE		18	-3	14	-8	3	0	0	0	0	0	0

Special Eurobarometer 517
Future of Europe

QA21.1 For each of these values, please tell if they are best embodied by the EU, by other countries (or groups of countries) in the world or by both?

























Respect for nature and the environment (%)

		The European Union		Other countries in the world		Both		Don't Know
		September/October 2021	Diff. September/October 2021 - October/November 2020	September/October 2021	Diff. September/October 2021 - October/November 2020	September/October 2021	Diff. September/October 2021 - October/November 2020	September/October 2021
EU27		38	-1	14	0	40	0	8
BE		34	-8	19	-2	45	8	2
BG		20	-2	8	1	61	-1	11
CZ		41	0	15	-9	40	5	4
DK		51	1	7	-4	35	0	7
DE		43	1	10	-3	38	-1	9
EE		35	-31	8	2	44	16	13
IE		37	-13	9	-3	49	11	5
EL		26	-9	7	-1	62	10	5
ES		41	4	9	-5	35	-3	15
FR		40	-2	20	2	26	-2	14
HR		34	-4	18	3	44	1	4
IT		28	-4	15	1	52	5	5
CY		48	4	9	2	39	-7	4
LV		38	-10	9	0	44	9	9
LT		30	-20	5	-5	54	14	11
LU		46	-8	11	-7	35	7	8
HU		33	-3	14	1	49	2	4
MT		24	-3	9	-1	61	10	6
NL		44	3	8	-1	40	-5	8
AT		43	-8	18	5	33	1	6
PL		30	-7	23	6	45	2	2
PT		44	11	1	-1	50	-9	5
RO		39	8	19	-2	35	-10	7
SI		61	-13	10	1	24	7	5
SK		29	-6	10	-2	54	5	7
FI		71	-2	4	-1	25	3	0
SE		54	7	6	-2	32	-9	8

Special Eurobarometer 517
Future of Europe

QA21.2 For each of these values, please tell if they are best embodied by the EU, by other countries (or groups of countries) in the world or by both?


























Social equality and solidarity (%)

		The European Union		Other countries in the world		Both		Don't Know
		September/October 2021	Diff. September/October 2021 - October/November 2020	September/October 2021	Diff. September/October 2021 - October/November 2020	September/October 2021	Diff. September/October 2021 - October/November 2020	
EU27		45	-2	11	-1	35	1	9
BE		47	-9	14	-1	36	7	3
BG		24	-1	10	2	50	-1	16
CZ		49	-5	15	-8	30	8	6
DK		61	0	8	-2	25	0	6
DE		53	0	8	-3	30	-1	9
EE		38	-30	8	-1	34	12	20
IE		45	-15	8	-3	42	14	5
EL		32	-9	11	-2	50	11	7
ES		47	0	9	-2	31	-2	13
FR		50	-5	12	1	23	2	15
HR		42	-3	15	1	39	4	4
IT		35	-4	13	1	47	5	5
CY		47	1	10	2	35	-6	8
LV		43	-5	14	-1	29	5	14
LT		36	-16	6	-10	44	12	14
LU		58	-10	8	-1	28	5	6
HU		35	-2	16	-2	44	5	5
MT		27	-8	7	0	59	14	7
NL		53	1	7	-2	32	-2	8
AT		57	2	11	-5	26	2	6
PL		34	-6	21	7	42	1	3
PT		34	3	2	0	53	-1	11
RO		39	5	20	3	32	-13	9
SI		60	-13	10	0	23	7	7
SK		31	-8	13	1	47	5	9
FI		80	1	3	-4	17	3	0
SE		61	2	6	0	26	-5	7

Special Eurobarometer 517
Future of Europe

QA21.3 For each of these values, please tell if they are best embodied by the EU, by other countries (or groups of countries) in the world or by both?



























Peace (%)

		The European Union		Other countries in the world		Both		Don't Know	
		September/October 2021	Diff. September/October 2021 - October/November 2020	September/October 2021	Diff. September/October 2021 - October/November 2020	September/October 2021	Diff. September/October 2021 - October/November 2020	September/October 2021	Diff. September/October 2021 - October/November 2020
		EU27		49	-1	8	-1	37	1
BE		46	-7	11	1	40	3	3	
BG		32	-1	6	0	55	1	7	
CZ		52	-2	8	-4	38	5	2	
DK		61	5	5	-2	29	-5	5	
DE		55	1	6	-1	34	-2	5	
EE		37	-20	6	-1	44	8	13	
IE		44	-12	8	0	45	9	3	
EL		43	-12	5	-1	48	12	4	
ES		51	2	5	-3	33	-1	11	
FR		57	1	8	-1	24	-1	11	
HR		50	-2	12	-2	36	5	2	
IT		37	-7	10	1	48	6	5	
CY		54	-1	7	2	31	-5	8	
LV		53	-6	7	-1	30	6	10	
LT		44	-7	4	-5	45	5	7	
LU		57	-9	7	0	31	4	5	
HU		38	-3	15	3	44	1	3	
MT		25	-7	5	-1	63	14	7	
NL		46	-2	5	0	43	-1	6	
AT		54	-5	11	0	30	4	5	
PL		41	-5	15	1	42	5	2	
PT		44	5	2	1	49	-5	5	
RO		37	5	21	2	37	-9	5	
SI		67	-6	7	1	22	1	4	
SK		37	-7	7	0	52	6	4	
FI		73	2	3	-3	24	1	0	
SE		61	6	4	-1	30	-8	5	

Special Eurobarometer 517
Future of Europe

QA21.4 For each of these values, please tell if they are best embodied by the EU, by other countries (or groups of countries) in the world or by both?

























Progress and innovation (%)

		The European Union		Other countries in the world		Both		Don't Know
		September/October 2021	Diff. September/October 2021 - October/November 2020	September/October 2021	Diff. September/October 2021 - October/November 2020	September/October 2021	Diff. September/October 2021 - October/November 2020	
EU27		26	-1	21	1	47	-1	6
BE		26	3	25	-5	47	0	2
BG		17	-2	9	2	65	0	9
CZ		28	2	21	-4	48	-1	3
DK		28	-1	15	-3	51	2	6
DE		27	-1	21	2	47	-3	5
EE		21	-5	14	-5	50	-5	15
IE		35	6	12	-6	50	-2	3
EL		24	-1	12	-6	62	7	2
ES		32	-2	16	-3	41	2	11
FR		24	-2	29	3	35	-5	12
HR		25	-3	18	0	55	2	2
IT		19	-4	20	0	56	5	5
CY		39	-1	12	3	46	-3	3
LV		27	-2	16	-3	46	3	11
LT		19	-5	8	-8	65	5	8
LU		24	-1	27	0	44	-4	5
HU		28	1	20	3	50	-3	2
MT		15	-1	10	-3	69	10	6
NL		25	-2	18	1	50	-3	7
AT		31	-7	23	1	42	5	4
PL		27	-1	22	2	49	0	2
PT		30	9	13	0	51	-9	6
RO		32	5	24	2	39	-9	5
SI		36	3	19	-5	41	-2	4
SK		23	-5	10	-4	62	7	5
FI		35	0	15	-4	49	3	1
SE		20	3	16	-1	58	-6	6

Special Eurobarometer 517
Future of Europe

QA21.5 For each of these values, please tell if they are best embodied by the EU, by other countries (or groups of countries) in the world or by both?


























Freedom of opinion (%)

		The European Union		Other countries in the world		Both		Don't Know
		September/October 2021	Diff. September/October 2021 - October/November 2020	September/October 2021	Diff. September/October 2021 - October/November 2020	September/October 2021	Diff. September/October 2021 - October/November 2020	
EU27		47	-2	11	0	35	0	7
BE		51	-9	11	1	36	6	2
BG		21	-5	8	2	57	1	14
CZ		43	0	15	-5	37	1	5
DK		61	2	7	-1	27	-3	5
DE		56	0	7	-1	31	-1	6
EE		40	-20	7	-3	36	6	17
IE		44	-8	9	-3	43	8	4
EL		35	-8	10	3	50	4	5
ES		51	2	6	-3	32	-2	11
FR		57	-4	7	-1	24	2	12
HR		42	-1	16	2	39	0	3
IT		37	-4	14	2	44	2	5
CY		54	2	5	1	36	-6	5
LV		39	-9	16	3	32	3	13
LT		37	-15	6	-5	47	10	10
LU		64	-2	6	0	26	-1	4
HU		34	0	18	0	44	1	4
MT		26	-14	5	-1	62	21	7
NL		54	-1	6	1	35	-3	5
AT		53	-1	14	0	29	1	4
PL		35	-1	20	0	42	3	3
PT		34	4	10	4	49	-7	7
RO		34	6	25	4	34	-13	7
SI		57	-8	11	2	26	1	6
SK		31	-7	11	0	51	4	7
FI		75	0	7	-1	18	1	0
SE		65	8	3	-1	27	-9	5

Special Eurobarometer 517
Future of Europe

QA21.6 For each of these values, please tell if they are best embodied by the EU, by other countries (or groups of countries) in the world or by both?


























Tolerance and openness to others (%)

		The European Union		Other countries in the world		Both		Don't Know
		September/October 2021	Diff. September/October 2021 - October/November 2020	September/October 2021	Diff. September/October 2021 - October/November 2020	September/October 2021	Diff. September/October 2021 - October/November 2020	
EU27		44	-1	11	-1	37	0	8
BE		42	-8	15	1	41	5	2
BG		27	0	8	0	53	-1	12
CZ		43	2	13	-8	37	0	7
DK		49	2	10	-4	34	-1	7
DE		51	4	9	-2	32	-5	8
EE		38	-20	7	-2	36	4	19
IE		44	-10	9	-1	42	7	5
EL		37	-6	5	-5	54	12	4
ES		50	1	6	-2	32	-2	12
FR		48	-5	10	0	26	0	16
HR		38	-4	18	2	42	3	2
IT		37	-5	12	0	46	6	5
CY		59	6	6	0	29	-10	6
LV		38	-9	16	3	31	3	15
LT		38	-10	7	-4	44	4	11
LU		55	-5	9	2	31	-1	5
HU		34	-5	19	2	43	3	4
MT		28	-11	7	-1	58	18	7
NL		44	-4	8	1	38	-2	10
AT		53	1	16	-2	25	-1	6
PL		35	-5	19	2	43	4	3
PT		35	-5	10	9	48	-4	7
RO		34	7	25	2	34	-13	7
SI		56	-10	12	3	24	0	8
SK		30	-7	10	-1	51	4	9
FI		68	-2	6	-1	26	3	0
SE		52	5	6	-2	31	-10	11

Special Eurobarometer 517
Future of Europe

























QA21.7 For each of these values, please tell if they are best embodied by the EU, by other countries (or groups of countries) in the world or by both?

Respect for history and its lessons (%)

		The European Union		Other countries in the world		Both		Don't Know
		September/October 2021	Diff. September/October 2021 - October/November 2020	September/October 2021	Diff. September/October 2021 - October/November 2020	September/October 2021	Diff. September/October 2021 - October/November 2020	
EU27		36	-2	13	0	41	-1	10
BE		34	-9	16	1	47	6	3
BG		15	-5	9	1	61	2	15
CZ		35	0	18	-7	42	3	5
DK		39	2	10	-2	43	-3	8
DE		41	1	11	1	37	-6	11
EE		29	-16	9	-3	43	1	19
IE		37	-8	11	-1	46	4	6
EL		28	-8	7	-4	58	9	7
ES		39	-1	10	-3	38	1	13
FR		44	-1	11	0	28	-2	17
HR		33	0	17	1	44	-2	6
IT		33	-3	12	-2	50	6	5
CY		46	1	9	3	38	-6	7
LV		33	-6	12	-3	42	6	13
LT		27	-10	5	-7	57	7	11
LU		44	-6	7	-4	38	0	11
HU		27	-3	22	0	47	3	4
MT		23	-6	5	-4	65	15	7
NL		32	-3	13	2	43	-4	12
AT		37	-7	17	-2	38	6	8
PL		29	-3	22	4	46	0	3
PT		42	5	2	0	50	-4	6
RO		31	6	25	2	35	-13	9
SI		42	-8	15	2	35	0	8
SK		26	-6	11	-3	53	3	10
FI		51	1	10	-5	38	4	1
SE		31	-2	12	0	45	-4	12

Special Eurobarometer 517
Future of Europe

QA22 Which two of the following would you consider to be most helpful for the future of Europe? (MAX. 2 ANSWERS)
(%)

		Comparable education standards		Energy independence		A stronger industrial capacity		The introduction of the Euro in all EU countries		Comparable living standards		A common defence and security policy	
		September/October 2021	Diff. September/October 2021 - October/November 2020	September/October 2021	Diff. September/October 2021 - October/November 2020	September/October 2021	Diff. September/October 2021 - October/November 2020	September/October 2021	Diff. September/October 2021 - October/November 2020	September/October 2021	Diff. September/October 2021 - October/November 2020	September/October 2021	Diff. September/October 2021 - October/November 2020
EU27		18	-4	20	1	14	-2	7	0	31	-4	17	7
BE		15	-1	27	3	11	-2	7	-1	25	-5	16	2
BG		16	-2	19	6	14	-2	5	-1	54	-7	10	4
CZ		11	-4	32	7	11	3	7	-3	42	-13	26	17
DK		15	-11	32	0	9	-1	4	-2	14	-6	23	15
DE		28	-11	21	1	5	-2	6	1	29	-6	18	10
EE		8	-7	35	-4	14	-4	7	4	28	-11	25	18
IE		25	4	22	-9	10	-2	11	-1	32	3	11	4
EL		19	5	11	-3	13	-4	2	-1	42	2	20	10
ES		36	1	13	4	15	-2	3	-1	37	1	9	6
FR		15	0	23	3	11	0	5	-1	28	-4	17	2
HR		11	-2	15	-2	22	-11	16	3	42	-4	16	9
IT		5	-3	20	-2	23	-6	8	1	21	0	14	2
CY		20	-8	13	1	9	0	4	-2	31	-6	36	17
LV		16	-10	24	5	15	0	6	-4	32	-4	27	17
LT		11	-4	23	-2	12	2	3	-1	53	-3	19	11
LU		22	-2	24	2	4	-7	8	-1	22	-5	16	2
HU		5	0	21	-7	18	-5	17	3	23	-6	27	14
MT		27	3	11	-1	12	0	10	-1	30	-7	11	7
NL		16	-5	20	0	8	-2	3	-3	24	-8	24	10
AT		21	-7	24	5	14	1	17	2	24	-12	17	8
PL		9	-2	21	2	22	-3	11	2	37	-9	19	7
PT		13	-5	5	-1	19	1	5	0	48	-3	13	11
RO		11	1	9	1	20	-1	13	-8	39	-5	19	5
SI		14	3	24	5	12	2	10	3	41	-10	10	1
SK		13	-4	18	-4	20	0	11	1	38	-12	17	10
FI		11	-6	38	-4	14	-11	6	-2	15	-3	31	23
SE		21	-4	27	-7	5	-5	2	0	25	-3	17	9

Special Eurobarometer 517
Future of Europe



























QA22 Which two of the following would you consider to be most helpful for the future of Europe? (MAX. 2 ANSWERS)
(%)

		Deeper economic integration		A common health policy		Stronger solidarity among the EU Member States		Common European investments to develop a climate-neutral economy		Other (SPONTANEOUS)		None (SPONTANEOUS)		Don't know
		September/October 2021	Diff. September/October 2021 - October/November 2020	September/October 2021	Diff. September/October 2021 - October/November 2020	September/October 2021	Diff. September/October 2021 - October/November 2020	September/October 2021	Diff. September/October 2021 - October/November 2020	September/October 2021	Diff. September/October 2021 - October/November 2020	September/October 2021	Diff. September/October 2021 - October/November 2020	
EU27		16	-1	22	-3	21	-9	18	0	0	1	1	2	
BE		11	-2	22	-2	27	-16	26	0	0	0	0	1	
BG		18	2	27	-4	11	-3	8	0	0	1	0	2	
CZ		13	-1	16	4	14	-17	13	0	0	0	0	1	
DK		8	-6	14	-5	25	-19	35	0	0	1	0	2	
DE		11	-3	15	-4	26	-13	26	0	0	0	0	1	
EE		14	-7	16	2	13	-23	10	0	0	1	1	3	
IE		9	-3	32	7	21	-24	15	0	0	0	0	1	
EL		18	-9	26	0	34	-6	8	0	0	1	0	0	
ES		17	-2	23	-6	18	-6	7	0	0	1	1	2	
FR		7	-2	23	-3	28	-13	24	1	0	1	1	2	
HR		16	-3	19	2	16	-2	12	0	0	0	0	0	
IT		28	-1	32	1	16	-1	15	0	0	1	0	3	
CY		9	-4	42	7	27	-2	5	0	0	0	-1	1	
LV		10	-6	25	0	18	-5	6	0	0	1	1	3	
LT		17	3	24	6	17	-20	5	1	1	0	0	2	
LU		5	-6	22	2	35	-15	24	0	0	0	0	0	
HU		26	-5	26	1	10	-3	10	0	0	0	0	1	
MT		13	-2	24	1	21	-22	24	0	-1	0	-1	3	
NL		10	-1	13	-12	35	-17	38	0	0	1	1	1	
AT		14	-3	17	1	17	-6	19	1	-2	2	0	1	
PL		19	2	21	-7	12	-1	7	0	0	0	0	1	
PT		29	1	34	-11	12	-3	5	0	0	0	0	4	
RO		20	3	23	-1	13	0	7	0	0	0	0	3	
SI		23	-7	20	3	17	-17	12	0	0	1	1	1	
SK		15	1	20	-2	13	-3	10	0	0	2	1	2	
FI		5	-5	8	-3	26	-17	30	0	0	1	1	0	
SE		5	-3	12	0	38	-14	40	0	-1	0	-1	0	

Special Eurobarometer 517
Future of Europe

QA23.1 In your opinion, at what level can we deal with each of the following areas most efficiently?

Migration and refugees (%)

		At the EU level only		Mainly at the EU level		Equally at the EU and the national level		Mainly at the national level		At the national level only		Don't Know
		September/October 2021	Diff. September/October 2021 - October/November 2020	September/October 2021	Diff. September/October 2021 - October/November 2020	September/October 2021	Diff. September/October 2021 - October/November 2020	September/October 2021	Diff. September/October 2021 - October/November 2020	September/October 2021	Diff. September/October 2021 - October/November 2020	September/October 2021
EU27		13	2	20	0	51	1	10	-1	4	-2	2
BE		18	2	24	-1	51	2	6	0	1	-3	0
BG		11	-1	16	3	53	2	12	-3	5	-1	3
CZ		17	3	21	3	35	-2	16	-3	10	-2	1
DK		12	-2	32	-1	35	1	10	-1	8	1	3
DE		19	3	23	0	46	0	8	-1	2	-2	2
EE		10	3	15	-5	55	1	10	-3	4	-2	6
IE		12	2	13	-8	55	-1	12	4	6	1	2
EL		5	-4	21	0	55	5	12	-2	6	1	1
ES		9	1	11	-1	67	-1	8	1	2	-1	3
FR		14	1	21	0	42	-1	13	2	6	-1	4
HR		10	-1	13	0	62	1	10	-1	4	0	1
IT		13	6	20	1	55	-1	7	-3	3	-3	2
CY		7	-6	10	1	71	6	7	-1	3	-1	2
LV		17	4	20	-3	43	1	8	0	7	-3	5
LT		12	-2	19	-1	51	1	10	-1	6	1	2
LU		28	10	23	-3	42	-2	4	-6	2	0	1
HU		4	-2	15	0	56	2	17	0	7	0	1
MT		8	0	12	-6	65	11	10	4	3	0	2
NL		21	1	29	-2	40	-1	6	1	3	0	1
AT		10	-9	25	4	44	8	15	4	6	-6	0
PL		7	1	19	0	52	4	16	-1	5	-3	1
PT		5	0	24	1	62	6	4	-8	1	0	4
RO		12	2	18	0	50	1	9	-3	7	-1	4
SI		16	4	21	-5	49	-2	8	0	5	2	1
SK		8	-1	15	-1	44	-3	14	2	17	2	2
FI		7	1	16	-3	60	5	11	1	6	-4	0
SE		7	3	28	-4	52	4	9	-1	3	-3	1

Special Eurobarometer 517
Future of Europe

QA23.2

In your opinion, at what level can we deal with each of the following areas most efficiently?





























Fighting terrorism (%)

		At the EU level only		Mainly at the EU level		Equally at the EU and the national level		Mainly at the national level		At the national level only		Don't Know
		September/October 2021	Diff. September/October 2021 - October/November 2020	September/October 2021	Diff. September/October 2021 - October/November 2020	September/October 2021	Diff. September/October 2021 - October/November 2020	September/October 2021	Diff. September/October 2021 - October/November 2020	September/October 2021	Diff. September/October 2021 - October/November 2020	September/October 2021
EU27		14	2	20	0	56	0	6	-2	2	-1	2
BE		20	8	19	2	57	-7	3	-3	1	0	0
BG		13	-3	21	3	54	-1	6	1	3	0	3
CZ		22	2	25	5	43	-4	5	-5	4	1	1
DK		14	4	28	-2	48	-3	5	0	2	-1	3
DE		18	1	20	1	53	-1	6	-1	1	-2	2
EE		14	5	19	3	57	-12	3	-1	2	0	5
IE		13	3	15	-6	63	2	4	-1	4	1	1
EL		5	-6	27	-1	55	2	9	4	3	0	1
ES		8	0	9	-2	73	1	5	0	2	0	3
FR		15	0	18	-1	52	2	9	0	3	-1	3
HR		10	0	15	-2	64	4	9	-1	1	-2	1
IT		12	6	19	-1	58	-1	6	-3	3	-1	2
CY		12	-4	14	2	68	3	5	0	1	-1	0
LV		20	1	26	3	44	-2	3	-1	3	-2	4
LT		19	2	22	2	49	-2	5	-3	2	-2	3
LU		22	3	19	-6	53	3	3	-2	1	0	2
HU		6	-4	16	-2	67	9	8	-2	2	-1	1
MT		12	5	16	-4	62	3	4	2	1	0	5
NL		16	1	25	1	50	-3	6	0	2	1	1
AT		21	3	23	-2	43	4	9	0	4	-4	0
PL		10	-2	22	-1	55	5	9	-1	3	-1	1
PT		7	2	23	-3	65	2	2	-1	0	-1	3
RO		15	6	26	7	46	-7	6	-6	4	0	3
SI		19	6	24	-4	46	-6	6	2	3	1	2
SK		11	1	17	-1	56	-7	6	0	8	6	2
FI		5	0	17	1	71	0	5	1	2	-2	0
SE		6	1	29	5	59	-5	4	-2	1	0	1

Special Eurobarometer 517
Future of Europe


























QA23.3 In your opinion, at what level can we deal with each of the following areas most efficiently?

Employment and social protection (%)

		At the EU level only		Mainly at the EU level		Equally at the EU and the national level		Mainly at the national level		At the national level only		Don't Know
		September/October 2021	Diff. September/October 2021 - October/November 2020	September/October 2021	Diff. September/October 2021 - October/November 2020	September/October 2021	Diff. September/October 2021 - October/November 2020	September/October 2021	Diff. September/October 2021 - October/November 2020	September/October 2021	Diff. September/October 2021 - October/November 2020	September/October 2021
EU27		7	0	13	1	50	0	22	-1	6	-1	2
BE		9	1	16	1	55	1	18	-2	2	-1	0
BG		7	-2	11	0	53	2	21	1	5	0	3
CZ		8	-1	7	-2	39	1	34	-2	11	3	1
DK		6	1	11	0	33	-5	37	4	10	-1	3
DE		10	0	16	0	48	0	22	2	2	-3	2
EE		4	-1	6	-1	53	4	25	-10	7	3	5
IE		5	-2	7	-5	56	4	21	-5	10	7	1
EL		2	-1	8	-7	55	3	26	2	8	2	1
ES		5	-1	7	-1	62	3	18	-2	5	-1	3
FR		7	-3	14	3	39	-1	29	3	8	-2	3
HR		8	1	10	-4	57	5	17	0	8	-2	0
IT		8	5	14	2	58	0	14	-4	4	-2	2
CY		5	-4	10	1	75	7	6	-3	4	-1	0
LV		11	3	11	-1	44	-6	22	4	9	-1	3
LT		6	-5	14	0	44	-9	24	6	10	6	2
LU		16	7	16	-5	47	-4	15	-1	5	2	1
HU		4	-1	14	3	57	2	20	-3	4	-1	1
MT		7	3	7	-5	64	7	16	3	3	1	3
NL		6	-1	12	2	43	-1	31	-2	7	1	1
AT		15	1	16	0	39	1	23	2	7	-3	0
PL		6	-1	18	2	52	2	17	-4	6	1	1
PT		4	2	13	1	62	-1	16	-3	2	0	3
RO		9	5	19	9	45	-9	18	-2	6	-3	3
SI		7	-2	9	-8	57	5	19	0	7	4	1
SK		4	-2	11	1	51	-9	17	0	15	9	2
FI		3	1	4	-3	44	3	41	0	8	-1	0
SE		2	0	7	2	38	0	46	-1	6	-2	1

Special Eurobarometer 517
Future of Europe

QA23.4 In your opinion, at what level can we deal with each of the following areas most efficiently?
Energy policy (%)

		At the EU level only		Mainly at the EU level		Equally at the EU and the national level		Mainly at the national level		At the national level only		Don't Know
		September/October 2021	Diff. September/October 2021 - October/November 2020	September/October 2021	Diff. September/October 2021 - October/November 2020	September/October 2021	Diff. September/October 2021 - October/November 2020	September/October 2021	Diff. September/October 2021 - October/November 2020	September/October 2021	Diff. September/October 2021 - October/November 2020	September/October 2021
EU27		10	0	18	0	54	0	12	0	3	-1	3
BE		16	3	22	-2	52	1	8	-2	1	-1	1
BG		7	-2	12	1	50	-1	20	2	6	-1	5
CZ		12	-1	15	0	48	-1	19	0	5	1	1
DK		13	2	25	-2	45	-1	10	-1	4	1	3
DE		15	1	21	2	52	-1	9	-1	1	-2	2
EE		8	1	14	-8	57	-2	11	2	4	1	6
IE		9	-3	12	-13	60	7	11	3	6	4	2
EL		3	-4	15	-7	60	5	16	6	5	1	1
ES		7	-1	9	-2	65	0	11	0	3	1	5
FR		12	-2	21	1	46	0	13	2	4	-1	4
HR		10	0	14	-2	55	2	15	0	5	0	1
IT		10	4	16	-1	59	0	9	-1	3	-1	3
CY		5	-7	11	0	75	9	5	-1	2	-1	2
LV		14	1	15	-5	51	5	10	2	5	-3	5
LT		10	-6	21	-1	50	-2	11	4	5	2	3
LU		23	7	20	-6	47	-1	5	-3	2	0	3
HU		6	-1	16	1	63	3	11	-1	3	-2	1
MT		8	3	11	-7	66	9	8	1	2	0	5
NL		14	1	24	1	45	0	11	-3	4	0	2
AT		14	2	23	0	46	7	11	-2	5	-6	1
PL		6	-1	19	1	54	1	16	1	4	-1	1
PT		4	2	21	1	63	1	7	-5	0	-1	5
RO		8	3	18	5	50	-6	13	1	6	-2	5
SI		10	-2	14	-9	61	6	9	1	4	2	2
SK		4	-5	14	0	54	-6	14	3	12	7	2
FI		3	0	11	-4	67	7	16	-1	3	-2	0
SE		4	2	20	-1	56	1	16	-1	3	-1	1

Special Eurobarometer 517
Future of Europe

QA23.5 In your opinion, at what level can we deal with each of the following areas most efficiently?

Environment and climate change (%)

		At the EU level only		Mainly at the EU level		Equally at the EU and the national level		Mainly at the national level		At the national level only		Don't Know
		September/October 2021	Diff. September/October 2021 - October/November 2020	September/October 2021	Diff. September/October 2021 - October/November 2020	September/October 2021	Diff. September/October 2021 - October/November 2020	September/October 2021	Diff. September/October 2021 - October/November 2020	September/October 2021	Diff. September/October 2021 - October/November 2020	September/October 2021
EU27		13	0	18	0	57	1	7	-1	3	0	2
BE		19	0	22	1	55	2	3	-2	1	-1	0
BG		10	-3	15	2	56	-1	12	2	3	-1	4
CZ		15	-4	19	1	49	0	11	1	5	1	1
DK		16	0	30	0	43	-1	6	0	3	0	2
DE		20	0	20	1	54	2	5	-2	0	-2	1
EE		9	-1	12	-6	65	1	7	2	2	-1	5
IE		7	-7	13	-10	67	12	6	1	6	3	1
EL		5	-4	16	-5	63	4	12	5	4	1	0
ES		9	0	9	-2	71	0	6	0	2	0	3
FR		17	-1	20	-1	50	2	7	1	3	-1	3
HR		11	1	12	-2	65	3	9	-2	3	0	0
IT		10	5	17	0	61	-1	7	-2	3	-1	2
CY		10	-6	11	3	76	5	2	-1	1	-1	0
LV		16	0	15	3	53	-4	8	3	5	-2	3
LT		12	-6	17	-2	56	0	9	6	4	0	2
LU		22	0	18	-2	55	4	2	-2	1	-2	2
HU		6	-1	14	1	70	4	7	-3	2	-1	1
MT		11	3	9	-3	72	7	4	0	1	1	3
NL		23	0	24	-2	45	0	4	0	3	1	1
AT		16	1	21	-2	52	8	6	-3	4	-4	1
PL		7	-2	20	2	56	2	13	0	3	-2	1
PT		7	0	18	1	59	-1	13	0	0	-1	3
RO		9	3	18	6	53	-5	12	-2	5	-2	3
SI		12	-3	14	-9	62	6	7	2	4	3	1
SK		8	-4	13	-2	60	-1	7	-1	10	7	2
FI		8	-1	13	-2	67	4	6	-1	6	0	0
SE		9	1	25	-5	60	4	4	0	2	0	0

Special Eurobarometer 517
Future of Europe

QA23.6 In your opinion, at what level can we deal with each of the following areas most efficiently?



























Consumer protection (%)

		At the EU level only		Mainly at the EU level		Equally at the EU and the national level		Mainly at the national level		At the national level only		Don't Know
		September/October 2021	Diff. September/October 2021 - October/November 2020	September/October 2021	Diff. September/October 2021 - October/November 2020	September/October 2021	Diff. September/October 2021 - October/November 2020	September/October 2021	Diff. September/October 2021 - October/November 2020	September/October 2021	Diff. September/October 2021 - October/November 2020	September/October 2021
EU27		9	0	15	1	50	0	19	0	5	-1	2
BE		14	1	19	-1	51	0	13	0	2	-1	1
BG		9	-3	10	-1	48	2	24	3	5	-2	4
CZ		12	-2	14	0	44	0	21	-1	8	2	1
DK		11	1	23	-2	40	-1	15	-1	7	1	4
DE		15	1	19	1	43	-2	19	2	2	-3	2
EE		5	-1	4	-7	50	-6	27	4	9	5	5
IE		7	-6	11	-14	55	6	15	4	11	9	1
EL		2	-3	9	-3	53	-1	28	6	8	1	0
ES		7	1	6	-2	64	4	16	-3	4	-1	3
FR		12	1	15	0	41	-2	22	2	7	-1	3
HR		9	-1	11	-4	52	1	21	2	6	1	1
IT		6	3	15	3	57	4	16	-6	4	-3	2
CY		7	-4	10	2	73	6	6	-3	4	0	0
LV		10	1	11	0	44	-6	21	7	10	-2	4
LT		6	-7	12	-4	49	-8	19	9	10	6	4
LU		20	7	18	-4	46	-1	11	-3	3	-1	2
HU		4	-2	12	2	60	6	18	-5	5	-1	1
MT		6	1	10	-5	66	11	12	1	4	1	2
NL		12	0	19	2	38	-2	22	-1	8	1	1
AT		19	6	18	-3	41	1	15	1	6	-4	1
PL		5	-3	18	3	55	2	16	-2	5	0	1
PT		2	0	14	5	57	-6	20	-1	4	1	3
RO		9	4	16	4	46	-6	20	3	6	-4	3
SI		9	-1	10	-10	57	2	17	4	5	3	2
SK		4	-3	12	-1	55	-3	14	0	13	6	2
FI		6	2	12	-1	58	0	20	0	4	-1	0
SE		5	2	16	2	38	-11	33	7	6	0	2

Special Eurobarometer 517
Future of Europe




























QA23.7 In your opinion, at what level can we deal with each of the following areas most efficiently?

Economy and growth (%)

		At the EU level only		Mainly at the EU level		Equally at the EU and the national level		Mainly at the national level		At the national level only		Don't Know
		September/October 2021	Diff. September/October 2021 - October/November 2020	September/October 2021	Diff. September/October 2021 - October/November 2020	September/October 2021	Diff. September/October 2021 - October/November 2020	September/October 2021	Diff. September/October 2021 - October/November 2020	September/October 2021	Diff. September/October 2021 - October/November 2020	September/October 2021
EU27		8	0	15	1	56	0	15	0	4	-1	2
BE		12	4	21	1	57	-4	9	0	1	-1	0
BG		9	-4	11	-1	56	4	16	1	5	-1	3
CZ		10	-2	11	2	49	-5	22	2	7	2	1
DK		8	2	16	-2	51	-4	17	2	5	0	3
DE		9	-1	17	0	58	3	13	-1	1	-2	2
EE		7	2	7	-3	60	-10	15	3	5	2	6
IE		6	0	7	-10	58	-2	20	6	8	5	1
EL		3	-1	10	-8	54	0	25	7	7	2	1
ES		8	1	9	-2	66	1	11	-1	3	-1	3
FR		10	-2	18	2	47	2	17	1	5	-2	3
HR		9	1	13	0	52	0	17	-1	8	-1	1
IT		7	4	16	4	57	-2	13	-5	5	-1	2
CY		7	-6	9	3	77	7	5	-1	2	-2	0
LV		10	0	11	-1	52	-6	16	7	9	0	2
LT		9	-3	16	0	53	-10	14	7	6	4	2
LU		16	4	16	-4	53	-3	11	0	2	1	2
HU		5	-2	14	2	61	4	15	-2	4	-2	1
MT		6	3	10	-3	69	7	10	2	2	-1	3
NL		10	-1	19	5	53	-4	13	-2	4	1	1
AT		19	4	19	-4	48	4	9	-1	4	-3	1
PL		6	0	18	1	54	1	17	0	4	-2	1
PT		3	0	15	2	57	-11	18	5	4	3	3
RO		8	3	16	2	47	-6	20	4	6	-3	3
SI		8	-2	11	-8	62	3	13	3	5	3	1
SK		3	-3	13	-1	52	-6	16	2	14	7	2
FI		3	-1	9	-3	73	6	12	-1	3	-1	0
SE		3	2	10	1	58	-5	25	4	3	-2	1

Special Eurobarometer 517
Future of Europe

QA23.8 In your opinion, at what level can we deal with each of the following areas most efficiently?
Agriculture and fisheries (%)

		At the EU level only		Mainly at the EU level		Equally at the EU and the national level		Mainly at the national level		At the national level only		Don't Know
		September/October 2021	Diff. September/October 2021 - October/November 2020	September/October 2021	Diff. September/October 2021 - October/November 2020	September/October 2021	Diff. September/October 2021 - October/November 2020	September/October 2021	Diff. September/October 2021 - October/November 2020	September/October 2021	Diff. September/October 2021 - October/November 2020	September/October 2021
EU27		9	1	15	0	49	0	19	0	6	-1	2
BE		16	3	22	1	48	-2	12	0	2	-2	0
BG		7	-2	11	0	47	0	25	5	8	-3	2
CZ		7	-2	9	0	44	4	28	-6	10	2	2
DK		12	2	25	3	35	-5	16	-4	9	3	3
DE		15	2	21	0	46	-1	14	-1	2	-1	2
EE		5	0	8	-2	44	-16	26	5	12	8	5
IE		6	-3	7	-12	53	0	22	7	10	6	2
EL		1	-1	8	-1	46	-1	35	2	10	2	0
ES		7	2	7	-1	60	0	18	-2	5	-1	3
FR		12	0	15	1	43	5	20	-1	7	-4	3
HR		7	-1	11	1	49	-1	19	-3	13	3	1
IT		7	4	15	2	54	-1	16	-3	5	-2	3
CY		6	-8	9	2	73	11	8	-5	3	-1	1
LV		9	2	7	-3	45	-6	22	5	15	3	2
LT		7	-5	16	1	46	-9	19	3	10	8	2
LU		21	5	16	-5	46	-2	10	-2	4	1	3
HU		3	-2	12	1	55	1	23	2	6	-2	1
MT		6	2	10	-3	64	10	13	-1	5	1	2
NL		16	0	21	4	40	-3	15	-5	7	4	1
AT		13	0	19	-2	40	3	21	5	7	-5	0
PL		5	0	17	0	52	3	20	-1	5	-2	1
PT		2	0	15	3	54	-4	22	-1	4	1	3
RO		6	2	17	6	40	-11	24	4	10	-1	3
SI		7	-2	11	-7	56	4	17	-1	7	4	2
SK		3	-2	10	1	45	-9	22	3	18	6	2
FI		3	-2	9	0	49	1	29	1	10	0	0
SE		4	1	15	1	42	-3	29	0	8	0	2

Special Eurobarometer 517
Future of Europe

QA23.9 In your opinion, at what level can we deal with each of the following areas most efficiently?

























Foreign policy (%)

		At the EU level only		Mainly at the EU level		Equally at the EU and the national level		Mainly at the national level		At the national level only		Don't Know
		September/October 2021	Diff. September/October 2021 - October/November 2020	September/October 2021	Diff. September/October 2021 - October/November 2020	September/October 2021	Diff. September/October 2021 - October/November 2020	September/October 2021	Diff. September/October 2021 - October/November 2020	September/October 2021	Diff. September/October 2021 - October/November 2020	September/October 2021
EU27		12	1	18	1	52	0	11	-2	4	-1	3
BE		21	3	24	1	48	-1	6	-1	1	-2	0
BG		7	-4	12	-1	56	6	17	1	5	-2	3
CZ		13	0	21	2	44	-5	14	1	7	1	1
DK		8	-3	17	-2	44	0	17	0	10	3	4
DE		21	5	21	0	45	-5	10	2	1	-3	2
EE		11	2	12	-8	57	-1	9	-1	5	2	6
IE		9	-1	10	-14	60	9	12	0	7	4	2
EL		2	-3	11	0	56	1	23	1	7	0	1
ES		8	0	10	-2	68	2	8	-1	2	-1	4
FR		14	0	21	1	44	1	12	0	4	-2	5
HR		12	2	12	0	55	0	14	-3	6	0	1
IT		10	4	18	3	59	2	7	-8	3	-1	3
CY		6	-8	10	1	69	8	9	-1	4	0	2
LV		16	3	20	1	45	-4	9	1	6	0	4
LT		11	-4	16	-2	57	2	9	1	5	1	2
LU		24	5	23	-6	44	1	4	-3	2	0	3
HU		4	-3	13	0	62	5	14	-3	5	0	2
MT		7	0	13	-1	67	8	6	0	3	1	4
NL		18	0	25	2	39	-4	11	0	5	1	2
AT		24	5	24	1	38	2	8	-4	5	-4	1
PL		6	0	16	0	56	4	16	-3	5	-1	1
PT		3	-1	19	-1	64	2	9	0	1	0	4
RO		11	5	19	7	49	-7	13	0	4	-5	4
SI		11	-2	16	-7	56	4	10	0	5	4	2
SK		6	-3	13	-1	57	0	12	0	9	2	3
FI		3	-2	15	1	62	1	15	1	5	-1	0
SE		4	1	17	-2	52	2	21	0	5	-1	1

Special Eurobarometer 517
Future of Europe

QA23.10 In your opinion, at what level can we deal with each of the following areas most efficiently?

Security and defence policy (%)

		At the EU level only		Mainly at the EU level		Equally at the EU and the national level		Mainly at the national level		At the national level only		Don't Know
		September/October 2021	Diff. September/October 2021 - October/November 2020	September/October 2021	Diff. September/October 2021 - October/November 2020	September/October 2021	Diff. September/October 2021 - October/November 2020	September/October 2021	Diff. September/October 2021 - October/November 2020	September/October 2021	Diff. September/October 2021 - October/November 2020	September/October 2021
EU27		13	2	18	2	53	-1	11	-1	3	-2	2
BE		21	2	23	2	49	-2	6	-1	1	-1	0
BG		8	-4	14	-1	58	5	13	1	4	-2	3
CZ		17	1	22	3	45	-4	11	-1	4	0	1
DK		11	0	25	3	44	-1	12	-2	5	-1	3
DE		22	4	22	1	45	-3	8	-1	1	-2	2
EE		12	5	10	-8	59	-5	9	1	6	3	4
IE		9	-3	11	-11	57	8	14	1	7	3	2
EL		2	-2	13	-2	54	-1	22	4	9	1	0
ES		8	1	9	-2	68	1	8	-2	3	0	4
FR		14	0	20	4	45	-1	13	-1	5	-2	3
HR		11	0	12	1	55	0	16	0	5	-2	1
IT		10	4	16	3	59	-1	9	-5	4	-1	2
CY		8	-7	9	3	77	8	4	-3	1	-2	1
LV		17	3	18	0	48	-5	9	4	5	-2	3
LT		15	-3	19	-2	55	1	7	2	2	0	2
LU		26	3	19	-9	45	5	6	-1	2	0	2
HU		5	-2	12	0	67	8	12	-5	3	-1	1
MT		8	2	10	-3	69	9	7	0	3	1	3
NL		19	2	25	3	43	-4	8	-2	4	0	1
AT		25	5	24	3	38	0	8	-3	5	-4	0
PL		8	0	16	-3	56	4	15	0	4	-1	1
PT		3	1	17	2	60	-7	16	4	0	-2	4
RO		7	2	17	7	54	-4	14	-4	5	-1	3
SI		14	-2	17	-9	56	7	8	2	3	1	2
SK		6	-4	14	-4	56	-2	12	3	10	5	2
FI		4	-3	14	1	64	8	14	-4	4	-2	0
SE		5	2	18	0	49	-3	22	1	5	-1	1

Special Eurobarometer 517
Future of Europe

QA23.11 In your opinion, at what level can we deal with each of the following areas most efficiently?


























Health (%)

		At the EU level only		Mainly at the EU level		Equally at the EU and the national level		Mainly at the national level		At the national level only		Don't Know
		September/October 2021	Diff. September/October 2021 - October/November 2020	September/October 2021	Diff. September/October 2021 - October/November 2020	September/October 2021	Diff. September/October 2021 - October/November 2020	September/October 2021	Diff. September/October 2021 - October/November 2020	September/October 2021	Diff. September/October 2021 - October/November 2020	September/October 2021
EU27		7	0	13	1	54	-1	19	0	5	-1	2
BE		10	3	18	2	59	-2	12	-1	1	-2	0
BG		9	-2	11	-1	53	0	19	3	5	-1	3
CZ		9	0	9	1	49	-3	23	-3	9	4	1
DK		5	0	13	3	40	-4	27	-3	12	2	3
DE		11	1	14	-1	54	0	18	2	1	-3	2
EE		5	2	4	-4	58	0	21	-6	8	4	4
IE		5	-2	6	-8	55	-3	21	5	12	7	1
EL		2	-2	10	-2	58	-2	23	5	7	1	0
ES		6	1	6	-1	60	-3	21	2	5	0	2
FR		10	0	16	2	42	-4	22	3	7	-2	3
HR		9	2	6	-3	64	7	15	-5	5	-2	1
IT		6	3	14	3	61	1	13	-4	4	-3	2
CY		9	-5	8	-1	78	8	3	-2	2	0	0
LV		11	2	9	-1	46	-6	23	7	9	-2	2
LT		6	-5	11	0	50	-11	20	6	11	8	2
LU		20	7	12	-4	53	-2	11	-1	2	-2	2
HU		4	-1	9	0	61	8	19	-7	6	-1	1
MT		3	-1	5	-3	74	9	12	3	4	1	2
NL		8	-2	13	2	51	-3	19	1	8	1	1
AT		13	-1	16	0	54	14	12	-4	5	-8	0
PL		5	-1	18	3	53	0	18	-2	5	0	1
PT		2	1	12	2	61	-7	20	3	2	0	3
RO		7	1	13	5	52	-4	20	1	6	-3	2
SI		9	0	9	-3	60	1	15	-2	6	3	1
SK		4	-2	8	-1	50	-11	19	3	17	9	2
FI		2	0	5	-2	59	7	28	-4	6	-1	0
SE		3	1	7	1	54	2	29	-5	6	0	1

Special Eurobarometer 517
Future of Europe

QA24.1 And in your opinion, at what level can we deal with each of the following areas most efficiently?

The digital transformation of the economy and of society (%)

		At the EU level only		Mainly at the EU level		Equally at the EU and the national level		Mainly at the national level		At the national level only		Don't Know
		September/October 2021	Diff. September/October 2021 - October/November 2020	September/October 2021	Diff. September/October 2021 - October/November 2020	September/October 2021	Diff. September/October 2021 - October/November 2020	September/October 2021	Diff. September/October 2021 - October/November 2020	September/October 2021	Diff. September/October 2021 - October/November 2020	September/October 2021
EU27		8	0	16	1	58	1	11	-1	3	-1	4
BE		11	3	20	0	60	-1	6	-3	2	0	1
BG		7	-3	14	1	55	4	10	-1	2	-1	12
CZ		10	-1	13	1	54	-2	14	-4	5	2	4
DK		5	-1	15	0	49	-2	20	2	6	-1	5
DE		11	0	17	0	57	1	10	-1	2	-1	3
EE		5	3	6	-3	61	-6	13	-6	5	2	10
IE		6	0	11	-8	64	1	10	0	6	4	3
EL		2	-4	14	-10	66	16	12	3	2	-2	4
ES		7	0	9	-1	68	0	8	1	2	0	6
FR		11	0	17	1	45	-4	14	1	6	1	7
HR		8	0	12	-1	65	4	10	-3	4	0	1
IT		7	3	15	2	63	2	7	-5	3	-1	5
CY		6	-7	14	2	72	8	3	0	1	-1	4
LV		10	0	14	-2	52	-1	11	4	7	-1	6
LT		6	-5	15	-1	57	-5	11	3	5	2	6
LU		17	6	15	-7	54	1	6	-4	4	0	4
HU		4	-2	13	0	66	6	12	-3	3	-1	2
MT		4	1	12	-2	68	5	8	2	2	1	6
NL		10	1	17	1	55	-4	12	0	4	2	2
AT		16	0	22	-3	51	10	7	-3	3	-3	1
PL		7	1	18	-1	59	3	11	0	3	-2	2
PT		3	2	17	2	57	-9	16	4	1	0	6
RO		8	3	22	11	46	-9	13	-2	5	-3	6
SI		8	-2	14	-4	63	2	9	0	4	3	2
SK		4	-2	13	-1	57	-2	9	-1	13	6	4
FI		2	-1	8	-5	71	4	17	5	2	-3	0
SE		3	2	11	3	58	-6	22	1	3	-1	3

Special Eurobarometer 517
Future of Europe

QA24.2 And in your opinion, at what level can we deal with each of the following areas most efficiently?
























Gender equality (%)

		At the EU level only		Mainly at the EU level		Equally at the EU and the national level		Mainly at the national level		At the national level only		Don't Know
		September/October 2021	Diff. September/October 2021 - October/November 2020	September/October 2021	Diff. September/October 2021 - October/November 2020	September/October 2021	Diff. September/October 2021 - October/November 2020	September/October 2021	Diff. September/October 2021 - October/November 2020	September/October 2021	Diff. September/October 2021 - October/November 2020	September/October 2021
EU27		10	1	14	1	58	-1	11	-1	4	-1	3
BE		14	-1	14	-1	62	3	7	-1	2	-1	1
BG		6	-1	11	1	50	-1	23	4	4	-4	6
CZ		12	0	11	1	50	-2	18	-1	8	1	1
DK		8	3	12	-1	47	-7	21	2	8	1	4
DE		15	0	16	1	54	0	10	0	2	-2	3
EE		6	2	6	-2	59	5	15	-8	5	-6	9
IE		6	-1	8	-6	63	-1	11	0	10	6	2
EL		2	-1	9	-7	69	9	15	0	4	-1	1
ES		8	2	6	-1	73	0	8	-1	2	-1	3
FR		13	-1	17	3	51	-2	11	1	4	-1	4
HR		8	1	11	0	63	1	14	0	3	-2	1
IT		7	3	16	4	64	0	6	-5	3	-1	4
CY		8	-7	9	1	77	8	5	0	1	-1	0
LV		9	-1	12	1	44	-4	15	3	12	-1	8
LT		6	-4	12	0	49	-5	15	1	12	2	6
LU		18	2	13	-3	59	2	5	-3	3	0	2
HU		5	0	13	0	63	3	12	-4	5	1	2
MT		8	5	7	-4	73	4	6	1	2	0	4
NL		13	-1	12	-4	62	6	7	-2	5	1	1
AT		14	-3	21	-1	50	6	9	0	5	-2	1
PL		7	-1	17	1	56	2	14	-1	5	0	1
PT		2	0	14	4	67	-4	12	-1	1	0	4
RO		9	3	16	5	48	-7	15	0	7	-1	5
SI		7	-2	11	-2	64	-2	11	2	5	2	2
SK		5	-1	7	-3	50	-6	14	0	19	8	5
FI		2	-1	7	-3	71	7	14	-2	6	-1	0
SE		5	2	7	-1	67	3	16	-1	4	-3	1

Special Eurobarometer 517
Future of Europe

QA24.3 And in your opinion, at what level can we deal with each of the following areas most efficiently?

























Taxation (%)

		At the EU level only		Mainly at the EU level		Equally at the EU and the national level		Mainly at the national level		At the national level only		Don't Know
		September/October 2021	Diff. September/October 2021 - October/November 2020	September/October 2021	Diff. September/October 2021 - October/November 2020	September/October 2021	Diff. September/October 2021 - October/November 2020	September/October 2021	Diff. September/October 2021 - October/November 2020	September/October 2021	Diff. September/October 2021 - October/November 2020	September/October 2021
EU27		7	1	11	1	40	0	29	0	10	-2	3
BE		11	2	11	-3	42	0	27	1	8	-1	1
BG		3	-2	7	2	40	6	40	-1	6	-4	4
CZ		5	-2	5	-2	33	0	37	-3	18	5	2
DK		5	0	8	1	20	1	39	-1	25	-3	3
DE		13	3	12	0	37	-3	28	5	7	-6	3
EE		4	2	3	-3	35	1	35	-10	18	5	5
IE		3	-3	6	-4	38	-1	35	1	16	5	2
EL		1	-1	5	-4	43	4	37	-1	13	2	1
ES		5	0	5	-2	51	0	28	1	7	-1	4
FR		7	-1	10	1	30	1	34	-1	15	0	4
HR		8	-2	8	-3	52	5	22	0	9	-1	1
IT		6	4	13	4	49	4	22	-7	6	-5	4
CY		4	-6	8	1	60	13	19	-2	6	-4	3
LV		10	2	8	-1	34	-4	28	3	16	-1	4
LT		6	-5	12	0	34	-9	26	-1	19	12	3
LU		10	0	9	-4	36	-1	35	5	9	-1	1
HU		4	-1	13	1	49	10	24	-2	9	-7	1
MT		5	1	7	-7	53	16	20	-5	12	2	3
NL		7	1	13	5	32	0	30	-5	17	0	1
AT		9	-3	16	2	38	4	26	3	10	-6	1
PL		5	0	16	2	46	3	24	-5	7	0	2
PT		3	1	13	2	54	-6	23	4	1	0	6
RO		7	3	14	5	41	-9	25	5	10	-4	3
SI		8	-3	11	-4	51	5	20	-3	8	3	2
SK		4	-1	6	-3	43	-5	21	0	23	7	3
FI		4	1	4	-2	28	2	44	0	20	-1	0
SE		3	2	4	0	20	-2	50	2	22	-2	1

Special Eurobarometer 517
Future of Europe

QA24.4 And in your opinion, at what level can we deal with each of the following areas most efficiently?

























Research and development (%)

		At the EU level only		Mainly at the EU level		Equally at the EU and the national level		Mainly at the national level		At the national level only		Don't Know
		September/October 2021	Diff. September/October 2021 - October/November 2020	September/October 2021	Diff. September/October 2021 - October/November 2020	September/October 2021	Diff. September/October 2021 - October/November 2020	September/October 2021	Diff. September/October 2021 - October/November 2020	September/October 2021	Diff. September/October 2021 - October/November 2020	September/October 2021
EU27		9	1	16	0	61	0	9	-1	3	0	2
BE		11	2	19	-3	62	0	7	1	1	0	0
BG		8	-2	15	1	61	5	10	-1	1	-2	5
CZ		14	0	14	0	59	-2	8	-1	4	2	1
DK		6	-1	17	0	60	-3	11	2	3	0	3
DE		10	0	19	1	59	1	9	-1	2	-1	1
EE		6	3	10	-1	63	-12	12	3	4	2	5
IE		6	0	10	-9	68	0	9	3	6	5	1
EL		2	-5	15	-7	67	9	13	4	3	0	0
ES		7	0	8	-1	72	-1	7	0	2	0	4
FR		13	0	21	2	49	-2	10	0	4	0	3
HR		8	0	10	-4	69	5	10	-1	2	-1	1
IT		7	4	16	3	64	0	7	-5	3	-2	3
CY		10	-7	14	4	72	3	2	0	1	-1	1
LV		11	-1	11	-1	59	0	8	1	6	0	5
LT		11	1	15	-1	59	-6	8	2	4	1	3
LU		18	4	16	-10	58	5	5	-1	1	0	2
HU		4	-2	14	1	67	3	11	-1	3	0	1
MT		6	1	10	-5	72	7	6	3	2	0	4
NL		9	0	17	-3	61	1	7	-1	5	3	1
AT		18	0	24	0	48	6	6	-2	4	-3	0
PL		5	-2	18	0	57	1	15	1	4	0	1
PT		3	1	17	2	69	-3	7	-1	0	-1	4
RO		8	3	20	9	52	-7	13	-1	4	-4	3
SI		9	1	13	-5	66	0	7	1	4	2	1
SK		5	-1	12	-2	61	-3	7	-3	13	8	2
FI		2	-1	10	-1	79	2	7	1	2	-1	0
SE		3	0	16	1	72	-3	8	2	1	0	0

Special Eurobarometer 517
Future of Europe

QA24.5 And in your opinion, at what level can we deal with each of the following areas most efficiently?





























Education and training (%)

		At the EU level only		Mainly at the EU level		Equally at the EU and the national level		Mainly at the national level		At the national level only		Don't Know
		September/October 2021	Diff. September/October 2021 - October/November 2020	September/October 2021	Diff. September/October 2021 - October/November 2020	September/October 2021	Diff. September/October 2021 - October/November 2020	September/October 2021	Diff. September/October 2021 - October/November 2020	September/October 2021	Diff. September/October 2021 - October/November 2020	September/October 2021
EU27		7	1	12	1	52	1	21	-2	6	-1	2
BE		9	2	12	-1	55	1	20	-2	4	0	0
BG		6	-2	11	2	48	5	29	-1	4	-4	2
CZ		8	-1	8	0	49	2	25	-5	9	3	1
DK		5	1	10	-1	43	1	30	-3	9	0	3
DE		10	0	14	-1	49	0	21	2	4	-2	2
EE		5	3	3	-2	47	-2	32	-6	10	4	3
IE		4	-1	6	-7	55	-1	22	-1	12	9	1
EL		2	-2	8	-5	55	4	29	4	6	0	0
ES		6	1	6	-1	64	3	17	-4	4	-1	3
FR		9	0	13	3	43	-1	24	-2	8	-1	3
HR		8	1	11	-1	61	5	13	-4	7	-1	0
IT		5	2	15	5	61	2	12	-8	4	-2	3
CY		7	-5	10	2	73	5	7	-2	3	0	0
LV		7	-1	9	-1	49	-2	22	4	10	-1	3
LT		4	-6	10	-2	44	-3	24	0	16	9	2
LU		13	3	12	-4	54	3	17	-1	3	-2	1
HU		3	-2	12	-1	58	13	21	-6	6	-3	0
MT		5	2	7	-9	67	11	12	1	6	2	3
NL		7	2	9	-1	46	-1	27	-4	10	3	1
AT		12	-2	18	0	43	7	19	-2	8	-2	0
PL		5	0	17	2	50	0	20	-3	7	1	1
PT		2	0	12	3	58	-7	23	3	2	0	3
RO		9	4	17	6	46	-7	19	0	6	-3	3
SI		7	0	9	-3	62	0	15	-2	6	4	1
SK		4	-1	8	0	53	-4	15	-2	18	6	2
FI		2	-1	4	-3	54	5	34	0	6	-1	0
SE		2	0	7	2	44	-1	38	-4	8	3	1

Special Eurobarometer 517
Future of Europe

























QA24.6 And in your opinion, at what level can we deal with each of the following areas most efficiently?

The protection of minorities (%)

		At the EU level only	Mainly at the EU level	Equally at the EU and the national level	Mainly at the national level	At the national level only	Don't Know
EU27		10	15	56	12	4	3
BE		12	17	58	10	2	1
BG		6	12	48	24	4	6
CZ		9	9	44	24	12	2
DK		7	20	49	14	6	4
DE		16	20	50	10	2	2
EE		7	6	53	18	7	9
IE		7	8	63	13	7	2
EL		2	17	59	16	5	1
ES		6	7	72	9	2	4
FR		11	17	48	13	6	5
HR		8	9	60	17	6	0
IT		8	16	62	7	4	3
CY		7	10	75	5	2	1
LV		9	16	39	15	12	9
LT		5	12	45	18	13	7
LU		21	16	52	7	2	2
HU		5	13	55	20	5	2
MT		6	10	66	10	5	3
NL		11	15	59	9	5	1
AT		16	20	45	13	5	1
PL		7	18	55	14	5	1
PT		4	16	63	12	1	4
RO		8	18	49	15	7	3
SI		7	12	57	16	6	2
SK		4	7	48	19	20	2
FI		3	8	66	18	5	0
SE		5	14	63	14	3	1

Special Eurobarometer 517
Future of Europe



























QA25 Taking a longer view, if you picture the EU you would like to see in ten years from now, would you prefer? An EU with...
(%)

		More decisions taken at the EU level than today		Fewer decisions taken at the EU level than today		Approximately the same amount of decisions taken at the EU level as today		Other (SPONTANEOUS)		Don't know
		September/October 2021	Diff. September/October 2021 - October/November 2020	September/October 2021	Diff. September/October 2021 - October/November 2020	September/October 2021	Diff. September/October 2021 - October/November 2020	September/October 2021	Diff. September/October 2021 - October/November 2020	September/October 2021
EU27		39	-3	21	1	36	2	0	0	4
BE		57	-5	16	2	26	3	0	0	1
BG		23	-8	24	1	42	3	1	0	10
CZ		25	0	36	-5	38	4	0	0	1
DK		20	1	29	-4	48	2	1	1	2
DE		45	-2	18	0	34	1	0	0	3
EE		22	-4	36	2	34	-5	1	1	7
IE		25	-8	21	2	54	6	0	0	0
EL		43	1	26	4	28	-5	1	0	2
ES		52	-4	10	-2	28	3	1	0	9
FR		44	-7	23	5	26	1	2	2	5
HR		45	0	18	0	36	0	0	0	1
IT		33	-3	19	-1	43	3	0	0	5
CY		58	7	11	-5	29	-1	0	0	2
LV		39	3	20	-1	34	-4	1	1	6
LT		35	-14	20	2	38	5	1	1	6
LU		52	-2	13	1	33	0	0	0	2
HU		31	-4	22	1	45	3	0	0	2
MT		52	11	12	-3	32	1	0	-2	4
NL		45	5	21	0	32	-5	0	0	2
AT		25	1	24	-4	46	8	3	-1	2
PL		24	-4	27	3	46	1	0	0	3
PT		46	1	13	3	32	-3	1	0	8
RO		40	-3	21	1	33	-1	1	1	5
SI		36	-15	18	4	40	6	2	2	4
SK		17	-7	43	3	35	1	0	-1	5
FI		23	4	32	-4	45	1	0	0	0
SE		17	2	29	-6	51	3	0	0	3

Special Eurobarometer 517
Future of Europe

QA26.1 Please tell how important or not important each of the following objective are, for you personally.





























Making Europe the world's first climate-neutral continent by 2050. (%)

		Very important	Fairly important	Not very important	Not at all important	Don't know	Total 'Important'	Total 'Not important'
EU27		40	40	11	4	5	80	15
BE		42	42	11	4	1	84	15
BG		37	40	7	4	12	77	11
CZ		24	37	21	12	6	61	33
DK		46	38	11	3	2	84	14
DE		40	37	14	5	4	77	19
EE		18	36	18	13	15	54	31
IE		48	39	7	2	4	87	9
EL		46	42	9	1	2	88	10
ES		45	37	9	3	6	82	12
FR		40	41	8	4	7	81	12
HR		43	42	12	3	0	85	15
IT		45	42	7	1	5	87	8
CY		61	31	4	1	3	92	5
LV		24	32	20	13	11	56	33
LT		33	46	9	3	9	79	12
LU		53	34	4	4	5	87	8
HU		42	50	7	0	1	92	7
MT		65	25	5	1	4	90	6
NL		43	31	18	7	1	74	25
AT		30	47	13	6	4	77	19
PL		27	50	12	6	5	77	18
PT		30	59	2	0	9	89	2
RO		35	41	14	2	8	76	16
SI		48	38	8	3	3	86	11
SK		25	50	8	5	12	75	13
FI		29	34	23	14	0	63	37
SE		54	29	11	5	1	83	16

Special Eurobarometer 517
Future of Europe

QA26.2 Please tell how important or not important each of the following objective are, for you personally.




























Increase the share of renewable energy in the European economy and have greater energy efficiency to reduce greenhouse gas emissions. (%)

		Very important	Fairly important	Not very important	Not at all important	Don't know	Total 'Important'	Total 'Not important'
EU27		49	39	7	2	3	88	9
BE		51	37	9	2	1	88	11
BG		42	36	7	3	12	78	10
CZ		39	42	13	4	2	81	17
DK		56	35	6	1	2	91	7
DE		49	40	6	3	2	89	9
EE		27	43	14	6	10	70	20
IE		54	36	5	1	4	90	6
EL		55	35	7	1	2	90	8
ES		55	35	5	1	4	90	6
FR		46	43	5	2	4	89	7
HR		48	41	10	1	0	89	11
IT		49	39	7	1	4	88	8
CY		67	30	0	0	3	97	0
LV		26	42	14	9	9	68	23
LT		50	40	4	2	4	90	6
LU		59	32	4	0	5	91	4
HU		58	32	7	2	1	90	9
MT		69	26	2	0	3	95	2
NL		55	35	6	3	1	90	9
AT		47	34	9	8	2	81	17
PL		46	36	10	5	3	82	15
PT		39	55	0	0	6	94	0
RO		45	35	11	2	7	80	13
SI		62	32	4	1	1	94	5
SK		35	47	7	3	8	82	10
FI		38	43	14	5	0	81	19
SE		71	21	5	2	1	92	7

Special Eurobarometer 517
Future of Europe

QA26.3 Please tell how important or not important each of the following objective are, for you personally.





























Promoting the growth of the zero- and low- emissions vehicles market in order to cut transport emissions. (%)

		Very important	Fairly important	Not very important	Not at all important	Don't know	Total 'Important'	Total 'Not important'
EU27		39	41	12	4	4	80	16
BE		35	43	16	5	1	78	21
BG		41	37	8	4	10	78	12
CZ		22	33	27	14	4	55	41
DK		45	37	12	3	3	82	15
DE		33	43	15	5	4	76	20
EE		23	44	17	7	9	67	24
IE		53	34	8	1	4	87	9
EL		52	37	8	2	1	89	10
ES		52	33	8	2	5	85	10
FR		35	44	10	5	6	79	15
HR		41	42	14	2	1	83	16
IT		45	41	8	2	4	86	10
CY		66	26	4	2	2	92	6
LV		23	35	21	13	8	58	34
LT		46	41	8	2	3	87	10
LU		39	37	14	5	5	76	19
HU		44	43	11	1	1	87	12
MT		68	25	3	1	3	93	4
NL		37	47	10	5	1	84	15
AT		33	38	17	9	3	71	26
PL		32	47	12	5	4	79	17
PT		41	51	1	0	7	92	1
RO		33	39	16	5	7	72	21
SI		52	36	8	2	2	88	10
SK		30	46	10	6	8	76	16
FI		25	40	24	11	0	65	35
SE		47	37	12	2	2	84	14

Special Eurobarometer 517
Future of Europe

QA26.4 Please tell how important or not important each of the following objective are, for you personally.





























Restoring Europe's forests, soils, wetlands and peatlands to increase the absorption of CO2 pollution, making our environment more resilient to climate change. (%)

		Very important	Fairly important	Not very important	Not at all important	Don't know	Total 'important'	Total 'Not important'
EU27		58	33	5	2	2	91	7
BE		59	33	7	1	0	92	8
BG		62	28	3	1	6	90	4
CZ		62	29	5	2	2	91	7
DK		58	32	6	2	2	90	8
DE		59	32	5	2	2	91	7
EE		47	35	9	3	6	82	12
IE		57	35	4	1	3	92	5
EL		73	24	2	0	1	97	2
ES		69	26	2	1	2	95	3
FR		62	32	3	1	2	94	4
HR		58	32	8	2	0	90	10
IT		54	37	4	1	4	91	5
CY		72	26	1	0	1	98	1
LV		45	36	8	5	6	81	13
LT		65	31	2	0	2	96	2
LU		67	26	3	0	4	93	3
HU		55	36	7	1	1	91	8
MT		75	21	1	0	3	96	1
NL		60	30	6	3	1	90	9
AT		50	33	10	4	3	83	14
PL		42	42	9	5	2	84	14
PT		57	38	1	0	4	95	1
RO		47	33	13	3	4	80	16
SI		68	26	5	1	0	94	6
SK		50	39	4	2	5	89	6
FI		36	38	19	7	0	74	26
SE		68	24	5	2	1	92	7

Special Eurobarometer 517
Future of Europe





























QA26.5 Please tell how important or not important each of the following objective are, for you personally.

Renovating buildings to use more renewable energy and to be more energy efficient. (%)

		Very important	Fairly important	Not very important	Not at all important	Don't know	Total 'Important'	Total 'Not important'
EU27		46	41	8	2	3	87	10
BE		44	46	8	1	1	90	9
BG		58	30	5	1	6	88	6
CZ		40	45	11	2	2	85	13
DK		43	43	10	2	2	86	12
DE		36	46	13	3	2	82	16
EE		41	42	8	3	6	83	11
IE		57	35	4	1	3	92	5
EL		65	31	4	0	0	96	4
ES		56	34	5	1	4	90	6
FR		53	39	4	1	3	92	5
HR		51	39	9	1	0	90	10
IT		48	41	6	1	4	89	7
CY		70	25	3	1	1	95	4
LV		38	42	9	4	7	80	13
LT		51	41	5	1	2	92	6
LU		56	33	6	2	3	89	8
HU		52	39	6	2	1	91	8
MT		71	24	2	0	3	95	2
NL		44	43	11	1	1	87	12
AT		43	40	11	3	3	83	14
PL		40	42	11	4	3	82	15
PT		42	52	1	0	5	94	1
RO		41	37	15	3	4	78	18
SI		65	30	3	1	1	95	4
SK		43	44	6	2	5	87	8
FI		33	51	13	3	0	84	16
SE		45	40	12	2	1	85	14





























Special Eurobarometer 517
Future of Europe

QA27.1 To what extent do you agree or disagree with each of the following statements?
Tackling climate change can create new opportunities for innovation, investment and jobs (%)

		Totally agree	Tend to agree	Tend to disagree	Totally disagree	Don't know	Total 'Agree'	Total 'Disagree'
EU27		43	42	8	2	5	85	10
BE		43	47	7	2	1	90	9
BG		32	42	8	2	16	74	10
CZ		31	48	14	3	4	79	17
DK		61	32	3	1	3	93	4
DE		43	41	10	2	4	84	12
EE		24	42	15	7	12	66	22
IE		50	38	4	1	7	88	5
EL		37	47	9	1	6	84	10
ES		49	34	6	2	9	83	8
FR		46	43	5	2	4	89	7
HR		42	47	9	1	1	89	10
IT		43	45	6	1	5	88	7
CY		62	32	3	0	3	94	3
LV		29	46	11	5	9	75	16
LT		34	52	4	1	9	86	5
LU		56	37	3	1	3	93	4
HU		38	54	4	1	3	92	5
MT		63	30	2	1	4	93	3
NL		61	29	6	2	2	90	8
AT		34	49	10	3	4	83	13
PL		32	50	10	4	4	82	14
PT		30	61	2	0	7	91	2
RO		36	38	15	2	9	74	17
SI		53	35	7	2	3	88	9
SK		28	54	6	3	9	82	9
FI		35	49	12	4	0	84	16
SE		66	28	4	1	1	94	5





























Special Eurobarometer 517
Future of Europe

QA27.2 To what extent do you agree or disagree with each of the following statements?
Tackling climate change can help improve your own health and well-being (%)

		Totally agree	Tend to agree	Tend to disagree	Totally disagree	Don't know	Total 'Agree'	Total 'Disagree'
EU27		50	37	7	2	4	87	9
BE		53	36	8	2	1	89	10
BG		41	36	8	3	12	77	11
CZ		33	45	15	4	3	78	19
DK		49	35	10	3	3	84	13
DE		44	39	10	3	4	83	13
EE		23	41	17	9	10	64	26
IE		53	37	4	1	5	90	5
EL		62	32	5	0	1	94	5
ES		64	28	3	1	4	92	4
FR		50	37	6	3	4	87	9
HR		49	40	9	1	1	89	10
IT		55	35	5	1	4	90	6
CY		73	23	1	1	2	96	2
LV		34	41	12	5	8	75	17
LT		51	38	5	1	5	89	6
LU		59	33	3	1	4	92	4
HU		58	35	5	1	1	93	6
MT		74	22	1	0	3	96	1
NL		51	36	8	3	2	87	11
AT		48	29	13	6	4	77	19
PL		44	41	8	4	3	85	12
PT		60	35	1	0	4	95	1
RO		38	41	12	2	7	79	14
SI		63	27	6	2	2	90	8
SK		36	47	8	2	7	83	10
FI		31	45	19	5	0	76	24
SE		53	34	8	3	2	87	11





























Special Eurobarometer 517
Future of Europe

QA27.3 To what extent do you agree or disagree with each of the following statements?
Tackling climate change can harm our economy (%)

		Totally agree	Tend to agree	Tend to disagree	Totally disagree	Don't know	Total 'Agree'	Total 'Disagree'
EU27		17	28	28	19	8	45	47
BE		10	29	37	22	2	39	59
BG		18	25	22	15	20	43	37
CZ		20	32	33	9	6	52	42
DK		14	28	31	22	5	42	53
DE		10	23	34	26	7	33	60
EE		15	36	25	11	13	51	36
IE		24	30	23	15	8	54	38
EL		15	21	36	19	9	36	55
ES		22	25	24	16	13	47	40
FR		16	28	28	20	8	44	48
HR		21	29	31	17	2	50	48
IT		21	31	20	22	6	52	42
CY		20	27	24	21	8	47	45
LV		21	31	29	10	9	52	39
LT		18	36	24	7	15	54	31
LU		23	25	25	23	4	48	48
HU		25	36	21	14	4	61	35
MT		22	25	31	18	4	47	49
NL		12	27	34	23	4	39	57
AT		17	24	31	22	6	41	53
PL		17	37	25	14	7	54	39
PT		21	26	28	12	13	47	40
RO		27	31	24	8	10	58	32
SI		24	25	29	18	4	49	47
SK		21	38	21	8	12	59	29
FI		18	36	38	8	0	54	46
SE		8	22	29	37	4	30	66

























Special Eurobarometer 517
Future of Europe

QA27.4 To what extent do you agree or disagree with each of the following statements?
Tackling climate change now can help to reduce the costs of greater ecological damage in the future (%)

		Totally agree	Tend to agree	Tend to disagree	Totally disagree	Don't know	Total 'Agree'	Total 'Disagree'
EU27		43	40	8	3	6	83	11
BE		42	45	10	2	1	87	12
BG		40	39	5	2	14	79	7
CZ		25	49	14	4	8	74	18
DK		45	37	8	4	6	82	12
DE		42	40	10	3	5	82	13
EE		25	42	9	6	18	67	15
IE		51	37	5	1	6	88	6
EL		52	39	5	0	4	91	5
ES		58	30	4	1	7	88	5
FR		40	43	8	2	7	83	10
HR		42	50	7	1	0	92	8
IT		43	43	7	3	4	86	10
CY		68	25	3	0	4	93	3
LV		26	43	12	6	13	69	18
LT		35	48	4	2	11	83	6
LU		51	39	4	2	4	90	6
HU		45	45	7	1	2	90	8
MT		62	31	3	0	4	93	3
NL		56	31	7	3	3	87	10
AT		36	42	13	3	6	78	16
PL		30	49	13	4	4	79	17
PT		57	37	1	0	5	94	1
RO		28	38	19	5	10	66	24
SI		56	32	7	2	3	88	9
SK		31	49	7	3	10	80	10
FI		36	45	16	3	0	81	19
SE		73	20	3	2	2	93	5


























Special Eurobarometer 517 Future of Europe

QA28 Let's now talk about your own hopes not your predictions for the future. In 2030, in the European Union, would you prefer a society where more importance is given to solidarity, or to individualism? (%)

		Solidarity		Individualism		A society where both will have equal importance (SPONTANEOUS)		No change, the same as today's society (SPONTANEOUS)		Don't know
		September/October 2021	Diff. September/October 2021 - September/October 2017	September/October 2021	Diff. September/October 2021 - September/October 2017	September/October 2021	Diff. September/October 2021 - September/October 2017	September/October 2021	Diff. September/October 2021 - September/October 2017	September/October 2021
EU27		83	21	13	0	3	-15	0	-3	1
BE		90	21	9	-5	1	-10	0	-3	0
BG		69	26	13	3	12	-24	2	-2	4
CZ		78	19	19	-5	2	-6	1	-4	0
DK		75	7	18	2	4	-6	1	-2	2
DE		81	41	13	6	5	-41	0	-4	1
EE		69	22	19	4	6	-23	3	-1	3
IE		76	25	21	-8	3	-10	0	-3	0
EL		93	8	2	0	3	-8	1	0	1
ES		94	9	3	-2	1	-6	1	0	1
FR		91	5	6	0	1	-1	0	-1	2
HR		81	16	17	-1	2	-11	0	-1	0
IT		84	32	12	2	3	-27	0	-4	1
CY		89	-3	6	3	4	1	0	-1	1
LV		80	15	15	1	3	-9	0	-2	2
LT		80	9	11	-2	6	-4	0	-2	3
LU		91	17	6	-1	2	-14	1	0	0
HU		82	26	12	4	4	-21	0	-6	2
MT		90	19	5	2	3	-18	0	-2	2
NL		89	5	9	-1	2	-2	0	-1	0
AT		58	8	31	9	8	-15	2	-1	1
PL		75	18	22	3	1	-10	1	-5	1
PT		88	7	5	2	5	-8	0	-1	2
RO		71	6	24	4	2	-6	1	-2	2
SI		85	6	10	0	4	-5	1	0	0
SK		62	12	25	9	5	-18	3	0	5
FI		68	2	31	7	1	-5	0	-1	0
SE		88	9	9	-3	2	-3	0	-1	1

Special Eurobarometer 517 Future of Europe

QA29 And in 2030, in the European Union, would you prefer a society where more importance is given to order, or to individual freedom?
(%)

		Order		Individual freedom		A society where both will have equal importance (SPONTANEOUS)		No change, the same as today's society (SPONTANEOUS)		Don't know
		September/October 2021	Diff. September/October 2021 - September/October 2017	September/October 2021	Diff. September/October 2021 - September/October 2017	September/October 2021	Diff. September/October 2021 - September/October 2017	September/October 2021	Diff. September/October 2021 - September/October 2017	
EU27		45	10	46	12	7	-18	0	-3	2
BE		45	12	53	17	2	-23	0	-5	0
BG		51	14	30	14	15	-25	2	-1	2
CZ		48	2	48	9	4	-7	0	-2	0
DK		32	1	57	11	8	-9	1	-2	2
DE		42	23	47	24	10	-43	0	-3	1
EE		45	8	42	18	9	-24	2	-1	2
IE		41	15	55	2	3	-11	0	-4	1
EL		31	8	59	13	8	-21	1	0	1
ES		56	5	32	2	10	-5	0	-1	2
FR		34	-1	55	5	6	-2	1	0	4
HR		50	0	46	14	4	-12	0	-1	0
IT		49	11	46	28	3	-34	1	-2	1
CY		45	-1	46	12	8	-10	1	0	0
LV		52	-1	39	14	8	-10	0	-1	1
LT		54	-5	34	10	11	-4	0	-1	1
LU		38	8	51	14	9	-18	1	-1	1
HU		38	4	56	25	6	-24	0	-4	0
MT		59	3	29	14	10	-14	0	-1	2
NL		38	-1	59	12	2	-9	0	-1	1
AT		31	4	58	20	10	-17	1	-5	0
PL		55	7	41	14	2	-14	1	-3	1
PT		50	9	35	16	12	-24	1	-1	2
RO		48	-1	46	12	3	-10	1	-1	2
SI		35	-11	52	18	11	-6	1	-1	1
SK		54	12	35	11	7	-18	2	-2	2
FI		56	8	44	5	0	-10	0	-1	0
SE		47	1	46	10	5	-11	0	-1	2

Special Eurobarometer 517
Future of Europe





























QA30.1 Please tell to what extent you agree or disagree with each of the following statements.
You are happy with your family life (%)

		Totally agree		Tend to agree		Tend to disagree		Totally disagree		Not applicable (SPONTANEOUS)		Don't know		Total 'Agree'		Total 'Disagree'	
		September/October 2021	Diff. September/October 2021 - September/October 2017	September/October 2021	Diff. September/October 2021 - September/October 2017	September/October 2021	Diff. September/October 2021 - September/October 2017	September/October 2021	Diff. September/October 2021 - September/October 2017	September/October 2021	Diff. September/October 2021 - September/October 2017	September/October 2021	Diff. September/October 2021 - September/October 2017	September/October 2021	Diff. September/October 2021 - September/October 2017	September/October 2021	Diff. September/October 2021 - September/October 2017
EU27		51	-1	38	-1	7	1	2	0	1	1	1	89	-2	9	1	
BE		53	4	41	-2	4	-2	2	0	0	0	0	94	2	6	-2	
BG		35	-6	40	7	8	1	5	-1	8	-3	4	75	1	13	0	
CZ		48	13	42	-7	9	-3	1	-2	0	-1	0	90	6	10	-5	
DK		79	-10	18	8	2	1	1	1	0	0	0	97	-2	3	2	
DE		60	-3	31	0	6	2	1	0	1	1	1	91	-3	7	2	
EE		51	1	38	1	5	-3	2	0	1	-1	3	89	2	7	-3	
IE		70	2	27	-2	2	0	1	0	0	0	0	97	0	3	0	
EL		49	2	43	4	7	-4	1	-2	0	0	0	92	6	8	-6	
ES		68	12	28	-9	4	-1	0	-2	0	0	0	96	3	4	-3	
FR		54	-2	38	3	5	0	2	1	0	-1	1	92	1	7	1	
HR		42	-1	45	-1	12	5	1	-3	0	0	0	87	-2	13	2	
IT		33	8	55	-10	10	2	2	1	0	0	0	88	-2	12	3	
CY		56	-5	39	6	4	0	1	-1	0	0	0	95	1	5	-1	
LV		50	5	37	-5	8	1	3	-1	1	0	1	87	0	11	0	
LT		43	4	40	0	12	2	2	-4	1	-3	2	83	4	14	-2	
LU		67	8	28	-7	3	0	1	0	0	-1	1	95	1	4	0	
HU		40	4	48	0	9	-2	3	-1	0	0	0	88	4	12	-3	
MT		54	-5	40	2	5	2	1	1	0	0	0	94	-3	6	3	
NL		71	-3	23	3	4	1	0	-1	1	0	1	94	0	4	0	
AT		52	0	37	-4	8	3	2	0	0	0	1	89	-4	10	3	
PL		37	-4	46	-4	10	4	6	5	0	-1	1	83	-8	16	9	
PT		55	5	39	-5	5	0	1	0	0	0	0	94	0	6	0	
RO		34	-4	41	-4	18	5	5	1	2	2	0	75	-8	23	6	
SI		53	2	36	-5	8	2	2	0	1	1	0	89	-3	10	2	
SK		36	5	49	-1	11	-3	2	-1	0	-1	2	85	4	13	-4	
FI		42	-22	50	21	7	2	1	0	0	0	0	92	-1	8	2	
SE		66	-7	26	6	7	2	1	0	0	-1	0	92	-1	8	2	

Special Eurobarometer 517
Future of Europe





























QA30.2 Please tell to what extent you agree or disagree with each of the following statements.

You are happy with your current occupation (%)

		Totally agree		Tend to agree		Tend to disagree		Totally disagree		Not applicable (SPONTANEOUS)		Don't know		Total 'Agree'		Total 'Disagree'	
		September/October 2021	Diff. September/October 2021 - September/October 2017	September/October 2021	Diff. September/October 2021 - September/October 2017	September/October 2021	Diff. September/October 2021 - September/October 2017	September/October 2021	Diff. September/October 2021 - September/October 2017	September/October 2021	Diff. September/October 2021 - September/October 2017	September/October 2021	Diff. September/October 2021 - September/October 2017	September/October 2021	Diff. September/October 2021 - September/October 2017	September/October 2021	Diff. September/October 2021 - September/October 2017
EU27		33	1	33	1	9	-1	4	-1	13	-2	8	66	2	13	-2	
BE		36	6	33	-2	10	0	4	0	13	-4	4	69	4	14	0	
BG		21	3	35	4	11	-2	6	-2	20	-6	7	56	7	17	-4	
CZ		34	9	39	0	7	-9	2	-2	9	-3	9	73	9	9	-11	
DK		64	-1	20	4	7	1	3	1	4	-5	2	84	3	10	2	
DE		38	-4	31	4	8	1	3	-2	14	1	6	69	0	11	-1	
EE		33	0	35	5	7	-1	3	-2	15	-1	7	68	5	10	-3	
IE		56	1	32	3	4	-3	1	-2	4	0	3	88	4	5	-5	
EL		21	10	28	2	12	-4	8	-2	23	-8	8	49	12	20	-6	
ES		52	18	29	-9	8	-3	5	-4	3	-3	3	81	9	13	-7	
FR		24	2	28	1	5	-3	5	-1	24	2	14	52	3	10	-4	
HR		33	7	40	-8	14	2	3	-4	8	2	2	73	-1	17	-2	
IT		20	4	40	2	12	-6	5	0	12	-2	11	60	6	17	-6	
CY		33	5	27	6	6	-3	4	-4	23	-6	7	60	11	10	-7	
LV		33	5	29	-1	10	-2	6	1	18	-1	4	62	4	16	-1	
LT		36	5	43	1	15	-1	4	-2	1	-2	1	79	6	19	-3	
LU		43	8	32	5	7	2	1	-2	7	-19	10	75	13	8	0	
HU		24	-1	43	2	13	1	5	-2	7	0	8	67	1	18	-1	
MT		34	1	32	11	9	3	2	0	20	-9	3	66	12	11	3	
NL		47	8	26	5	7	2	2	-1	14	-14	4	73	13	9	1	
AT		44	-1	28	-6	10	2	5	2	10	0	3	72	-7	15	4	
PL		28	1	37	0	8	-2	7	4	8	-5	12	65	1	15	2	
PT		35	3	45	3	13	-2	1	-5	5	1	1	80	6	14	-7	
RO		24	0	37	-4	18	0	5	-1	12	6	4	61	-4	23	-1	
SI		37	1	31	-1	12	2	5	-1	11	-2	4	68	0	17	1	
SK		25	2	43	5	12	0	4	-4	6	-5	10	68	7	16	-4	
FI		36	-10	47	15	14	8	3	1	0	-11	0	83	5	17	9	
SE		55	9	18	-6	7	3	5	2	11	-10	4	73	3	12	5	

Special Eurobarometer 517 Future of Europe

QA30.3 Please tell to what extent you agree or disagree with each of the following statements.
You are happy living in OUR COUNTRY (%)

		Totally agree		Tend to agree		Tend to disagree		Totally disagree		Not applicable (SPONTANEOUS)	Don't know	Total 'Agree'		Total 'Disagree'		
		September/October 2021	Diff. September/October 2021 - September/October 2017	September/October 2021	Diff. September/October 2021 - September/October 2017	September/October 2021	Diff. September/October 2021 - September/October 2017	September/October 2021	Diff. September/October 2021 - September/October 2017			September/October 2021	Diff. September/October 2021 - September/October 2017	September/October 2021	Diff. September/October 2021 - September/October 2017	
EU27		51	0	38	0	8	0	2	0	0	0	1	89	0	10	0
BE		47	2	42	-3	9	2	2	-1	0	0	0	89	-1	11	1
BG		24	1	53	10	15	-6	4	-7	0	-1	4	77	11	19	-13
CZ		32	11	54	-2	12	-7	2	-2	0	0	0	86	9	14	-9
DK		90	-2	9	2	1	0	0	0	0	0	0	99	0	1	0
DE		61	-6	33	5	5	2	1	0	0	0	0	94	-1	6	2
EE		53	-5	41	7	3	-1	1	-1	0	-1	2	94	2	4	-2
IE		70	-1	27	0	3	2	0	-1	0	0	0	97	-1	3	1
EL		59	11	33	-7	7	-3	1	-1	0	0	0	92	4	8	-4
ES		63	14	31	-8	5	-3	1	-3	0	0	0	94	6	6	-6
FR		53	0	40	0	5	1	1	-1	0	0	1	93	0	6	0
HR		39	9	45	-7	12	0	3	-2	0	0	1	84	2	15	-2
IT		35	9	49	-5	13	-2	2	-1	0	-1	1	84	4	15	-3
CY		58	-1	35	4	6	0	1	-3	0	0	0	93	3	7	-3
LV		57	1	31	0	8	-1	3	0	0	0	1	88	1	11	-1
LT		47	11	40	1	11	-7	2	-4	0	0	0	87	12	13	-11
LU		71	8	25	-8	4	2	0	-1	0	0	0	96	0	4	1
HU		19	3	50	4	22	-3	9	-3	0	0	0	69	7	31	-6
MT		49	-17	35	5	13	10	2	1	0	0	1	84	-12	15	11
NL		76	-5	20	4	3	1	1	0	0	0	0	96	-1	4	1
AT		64	0	26	-4	6	2	3	1	0	0	1	90	-4	9	3
PL		36	-6	45	-3	13	5	5	4	0	0	1	81	-9	18	9
PT		49	0	47	2	3	-2	0	-1	0	0	1	96	2	3	-3
RO		24	-1	41	-1	27	5	7	-2	1	0	0	65	-2	34	3
SI		57	2	32	-2	9	2	2	-1	0	0	0	89	0	11	1
SK		40	4	45	-5	9	2	4	2	0	-2	2	85	-1	13	4
FI		67	0	28	0	4	1	1	0	0	0	0	95	0	5	1
SE		87	0	11	1	1	-1	1	0	0	0	0	98	1	2	-1

























Special Eurobarometer 517
Future of Europe

QA30.4 Please tell to what extent you agree or disagree with each of the following statements.
You are happy living in the EU (%)

		Totally agree		Tend to agree		Tend to disagree		Totally disagree		Not applicable (SPONTANEOUS)	Don't know	Total 'Agree'		Total 'Disagree'			
		September/October 2021	Diff. September/October 2021 - September/October 2017	September/October 2021	Diff. September/October 2021 - September/October 2017	September/October 2021	Diff. September/October 2021 - September/October 2017	September/October 2021	Diff. September/October 2021 - September/October 2017			September/October 2021	Diff. September/October 2021 - September/October 2017	September/October 2021	Diff. September/October 2021 - September/October 2017	September/October 2021	Diff. September/October 2021 - September/October 2017
EU27		37	2	44	1	10	-1	4	-1	1	-1	4	81	3	14	-2	
BE		46	9	45	-7	8	-1	1	-1	0	0	0	91	2	9	-2	
BG		22	-1	49	7	11	-4	7	-1	1	-2	10	71	6	18	-5	
CZ		21	11	53	5	18	-8	5	-5	0	-1	3	74	16	23	-13	
DK		66	-3	26	3	5	1	2	0	0	0	1	92	0	7	1	
DE		49	-1	37	-2	7	3	2	0	1	0	4	86	-3	9	3	
EE		39	-4	44	2	7	0	4	1	1	0	5	83	-2	11	1	
IE		57	-4	38	5	3	1	1	-1	0	0	1	95	1	4	0	
EL		18	1	47	2	23	1	8	-4	2	0	2	65	3	31	-3	
ES		50	11	38	-8	6	-2	2	0	1	-2	3	88	3	8	-2	
FR		37	1	47	2	7	-1	4	-1	1	0	4	84	3	11	-2	
HR		28	9	51	-2	13	-1	3	-3	1	0	4	79	7	16	-4	
IT		18	4	57	5	11	-7	6	-1	3	-1	5	75	9	17	-8	
CY		43	12	43	-1	8	-4	2	-6	1	-1	3	86	11	10	-10	
LV		41	7	40	-5	10	0	4	-2	0	-1	5	81	2	14	-2	
LT		34	4	49	-1	7	-1	5	1	1	-1	4	83	3	12	0	
LU		63	6	27	-13	1	-1	1	1	6	6	2	90	-7	2	0	
HU		14	3	50	4	27	3	6	-3	1	-1	2	64	7	33	0	
MT		34	-4	47	15	11	7	3	0	1	-17	4	81	11	14	7	
NL		64	3	28	-3	5	1	2	0	0	0	1	92	0	7	1	
AT		35	3	43	-1	11	-3	6	1	1	0	4	78	2	17	-2	
PL		26	-6	53	2	12	5	5	3	1	-1	3	79	-4	17	8	
PT		32	0	55	4	8	-3	0	-2	1	0	4	87	4	8	-5	
RO		14	-5	39	-4	26	6	12	4	5	1	4	53	-9	38	10	
SI		51	7	33	-8	12	2	3	0	0	-1	1	84	-1	15	2	
SK		27	2	54	1	9	-1	5	2	1	-2	4	81	3	14	1	
FI		42	-5	45	4	10	4	3	0	0	-1	0	87	-1	13	4	
SE		75	7	19	-3	4	0	1	-2	0	-1	1	94	4	5	-2	


























Special Eurobarometer 517 Future of Europe

QA31 Which of the following statements regarding the European Union is closest to your opinion?
(%)

		You are in favour of the European Union and the way it is working at present		You are rather in favour of the European Union, but not the way it is working at present		You are rather sceptical of the European Union, but could change your opinion if the way it works was really changed		You are opposed to the idea of the European Union in general		Don't know	Total 'In favour'		Total 'Opposed'	
		September/October 2021	Diff. September/October 2021 - March/April 2021	September/October 2021	Diff. September/October 2021 - March/April 2021	September/October 2021	Diff. September/October 2021 - March/April 2021	September/October 2021	Diff. September/October 2021 - March/April 2021	September/October 2021	September/October 2021	Diff. September/October 2021 - March/April 2021	September/October 2021	Diff. September/October 2021 - March/April 2021
EU27		27	4	46	-1	21	-2	4	-1	2	73	3	25	-3
BE		23	0	52	-2	22	1	3	1	0	75	-2	25	2
BG		40	10	31	-5	17	-4	7	1	5	71	5	24	-3
CZ		24	-1	44	0	22	-3	9	3	1	68	-1	31	0
DK		38	1	42	4	15	-3	4	-3	1	80	5	19	-6
DE		30	10	52	-5	15	-4	2	-1	1	82	5	17	-5
EE		36	-4	32	-9	24	8	3	0	5	68	-13	27	8
IE		63	7	25	-6	9	-3	3	2	0	88	1	12	-1
EL		13	-2	46	-3	35	4	5	1	1	59	-5	40	5
ES		23	1	46	-8	21	2	4	1	6	69	-7	25	3
FR		15	0	49	10	28	-7	6	-3	2	64	10	34	-10
HR		29	7	41	-3	24	-4	5	-1	1	70	4	29	-5
IT		24	9	47	-2	19	-7	7	-1	3	71	7	26	-8
CY		19	2	54	6	22	-6	3	-3	2	73	8	25	-9
LV		33	0	34	4	26	-5	4	-2	3	67	4	30	-7
LT		35	0	38	5	19	-7	1	-5	7	73	5	20	-12
LU		30	2	50	-3	16	-1	3	1	1	80	-1	19	0
HU		38	-4	38	4	19	0	3	1	2	76	0	22	1
MT		43	7	32	-6	18	-3	6	2	1	75	1	24	-1
NL		26	-4	50	0	21	4	3	1	0	76	-4	24	5
AT		27	5	42	4	25	-7	5	-2	1	69	9	30	-9
PL		37	1	37	-4	20	2	3	0	3	74	-3	23	2
PT		44	11	32	-26	17	8	1	1	6	76	-15	18	9
RO		26	-7	36	4	29	4	4	-4	5	62	-3	33	0
SI		31	4	40	-2	22	-4	5	0	2	71	2	27	-4
SK		20	-5	43	-3	27	4	6	1	4	63	-8	33	5
FI		38	11	35	-14	22	5	5	-2	0	73	-3	27	3
SE		26	6	54	6	17	-8	3	-4	0	80	12	20	-12

Special Eurobarometer 517
Future of Europe

D21 Generally speaking, do you think that (OUR COUNTRY)'s membership of the EU is...?
(%)

		A good thing		A bad thing		Neither a good thing nor a bad thing		Don't know
		September/October 2021	Diff. September/October 2021 - November/December 2020	September/October 2021	Diff. September/October 2021 - November/December 2020	September/October 2021	Diff. September/October 2021 - November/December 2020	
EU27		62	<i>-1</i>	10	<i>1</i>	27	<i>0</i>	1
BE		72	<i>-9</i>	7	<i>3</i>	21	<i>6</i>	0
BG		56	<i>0</i>	9	<i>0</i>	32	<i>-1</i>	3
CZ		49	<i>-16</i>	10	<i>2</i>	41	<i>14</i>	0
DK		75	<i>3</i>	8	<i>-3</i>	17	<i>1</i>	0
DE		76	<i>-5</i>	4	<i>0</i>	19	<i>4</i>	1
EE		61	<i>-15</i>	6	<i>-1</i>	31	<i>14</i>	2
IE		83	<i>-4</i>	4	<i>0</i>	13	<i>4</i>	0
EL		39	<i>-17</i>	14	<i>-1</i>	47	<i>18</i>	0
ES		70	<i>4</i>	5	<i>-3</i>	23	<i>-2</i>	2
FR		58	<i>0</i>	11	<i>0</i>	29	<i>-1</i>	2
HR		56	<i>5</i>	9	<i>0</i>	34	<i>-6</i>	1
IT		47	<i>8</i>	14	<i>-2</i>	38	<i>-6</i>	1
CY		54	<i>-1</i>	7	<i>-3</i>	38	<i>3</i>	1
LV		54	<i>-8</i>	6	<i>-2</i>	38	<i>9</i>	2
LT		64	<i>-7</i>	4	<i>-2</i>	31	<i>8</i>	1
LU		89	<i>8</i>	1	<i>-5</i>	9	<i>-4</i>	1
HU		59	<i>0</i>	7	<i>2</i>	34	<i>-1</i>	0
MT		62	<i>0</i>	8	<i>0</i>	29	<i>0</i>	1
NL		79	<i>0</i>	6	<i>1</i>	15	<i>-1</i>	0
AT		41	<i>0</i>	18	<i>2</i>	40	<i>-3</i>	1
PL		58	<i>-12</i>	14	<i>6</i>	28	<i>6</i>	0
PT		76	<i>-2</i>	2	<i>0</i>	20	<i>1</i>	2
RO		43	<i>-6</i>	25	<i>6</i>	30	<i>-1</i>	2
SI		59	<i>-14</i>	8	<i>3</i>	32	<i>10</i>	1
SK		39	<i>-8</i>	11	<i>4</i>	50	<i>4</i>	0
FI		65	<i>1</i>	12	<i>-5</i>	23	<i>4</i>	0
SE		76	<i>8</i>	9	<i>-3</i>	15	<i>-5</i>	0

Special Eurobarometer 517
Future of Europe

D78 In general, does the EU conjure up for you a very positive, fairly positive, neutral, fairly negative or very negative image? (%)

		Very positive		Fairly positive		Neutral		Fairly negative		Very negative		Don't know	Total 'Positive'		Total 'Negative'	
		September/October 2021	Diff. September/October 2021 - October/November 2020	September/October 2021	Diff. September/October 2021 - October/November 2020	September/October 2021	Diff. September/October 2021 - October/November 2020	September/October 2021	Diff. September/October 2021 - October/November 2020	September/October 2021	Diff. September/October 2021 - October/November 2020		September/October 2021	Diff. September/October 2021 - October/November 2020	September/October 2021	Diff. September/October 2021 - October/November 2020
		EU27		9	3	45	4	34	-5	9	-2	2	-1	1	54	7
BE		6	2	47	10	34	-5	10	-7	3	0	0	53	12	13	-7
BG		18	1	45	5	22	-6	11	0	3	0	1	63	6	14	0
CZ		9	3	37	3	35	4	14	-7	5	-3	0	46	6	19	-10
DK		12	0	48	6	28	-4	8	-3	3	0	1	60	6	11	-3
DE		11	2	50	3	31	-4	6	-1	2	0	0	61	5	8	-1
EE		6	-2	47	-3	37	7	7	-3	2	0	1	53	-5	9	-3
IE		31	11	50	-4	15	-5	3	-2	1	0	0	81	7	4	-2
EL		4	0	32	-2	42	4	16	-1	6	-1	0	36	-2	22	-2
ES		4	0	44	8	44	-3	5	-5	2	0	1	48	8	7	-5
FR		7	5	41	2	35	-3	12	-3	3	-2	2	48	7	15	-5
HR		12	6	44	2	37	-7	5	-1	2	0	0	56	8	7	-1
IT		8	5	46	11	34	-8	10	-6	2	-1	0	54	16	12	-7
CY		9	2	47	9	36	-5	5	-3	3	-3	0	56	11	8	-6
LV		6	1	47	5	39	-3	6	-2	1	-1	1	53	6	7	-3
LT		10	-1	48	-2	38	7	4	-2	0	-2	0	58	-3	4	-4
LU		12	2	52	9	26	-8	7	-4	3	1	0	64	11	10	-3
HU		5	-1	50	7	35	-6	8	-1	2	1	0	55	6	10	0
MT		13	1	46	8	32	-6	6	1	2	0	1	59	9	8	1
NL		7	1	49	6	31	-7	10	0	3	0	0	56	7	13	0
AT		9	2	29	0	39	-3	18	3	4	-2	1	38	2	22	1
PL		15	2	43	-1	35	-2	6	1	1	0	0	58	1	7	1
PT		4	3	66	3	24	-6	5	0	0	0	1	70	6	5	0
RO		8	0	39	-4	39	0	10	3	3	0	1	47	-4	13	3
SI		9	-2	48	0	33	0	8	1	2	1	0	57	-2	10	2
SK		6	2	35	5	45	-1	10	-5	4	-1	0	41	7	14	-6
FI		7	2	43	8	33	-5	13	-3	4	-2	0	50	10	17	-5
SE		13	9	53	13	23	-16	10	-4	1	-2	0	66	22	11	-6

